



BUYERS GUIDE

THE LEADING SUPPLIER OF COMMERCIAL CATERING EQUIPMENT

EDITION 13



5 REASONS WHY

OVER 4500 ITEMS AND 72HR DELIVERY
 MORE THAN 35 YEARS EXPERIENCE
 WIDE RANGE OF QUALITY BRANDS
 COUNTRYWIDE SERVICE & SPARES
 EXTENSIVE DEALER NETWORK



EDITION 13

Welcome to the 13th Edition of the BCE Buyers Guide.

Our Buyers Guide has always been the industry standard, introducing innovation and continuous improvement within our carefully selected ranges from leading global suppliers. This edition is no different with over 450 new items and the introduction of premium brands such as Cambro, Ocean and Efy.

This catalogue has been engineered to be more user friendly and allow customers to have a better sense of the ranges and products available. Start your journey from the back of house all the way to table top, illustrating that the Edition 13 is everything you will need in one place. We hope that you enjoy navigating and shopping from this catalogue as much as we have enjoyed crafting it for you.

ABOUT US

BCE Foodservice Equipment is Southern Africa's leading supplier of commercial kitchen equipment, appliances, utensils, buffetware, and tableware for the hospitality and foodservice industries. Established in 1987, BCE's roots are firmly grounded in Southern Africa. We have an extensive product range, with over 4500 products, comprising quality brands, sourced from reputable local and international suppliers such as Robot Coupe (vegetable preparation equipment), Churchill (crocery solutions), Hamilton Beach (commercial blenders) and Cambro (hospital care and storage).

BCE boasts over 60 leading brands, distributed exclusively through an expansive dealer network throughout Sub-Saharan Africa. With experience spanning 35 years, BCE has built a formidable operational capability to service its customers and is regarded as the best in the highly competitive foodservice equipment industry.

OUR TEAM

BCE is proud to have a committed, expertly trained, and experienced workforce that continuously strives to deliver a seamless experience. We pride ourselves on excellent service and offering skilled support to our customers. Our teams work efficiently and accurately to consistently deliver on our customer needs. Operations are coordinated and executed from our Johannesburg and Cape Town branches.

SERVICE

Our customers are our number one priority and we are committed to their success. We have developed a solid understanding of their expectations, and the industries within which they operate, through years of experience and relationship building. BCE's service is unrivaled in the industry. This is evident in our daily operations and customer feedback. We ensure availability of stock at any given time, with the best global brands that adhere to quality standards supported by an excellent sales and technical team.

BRANDS

Our products conform to global quality standards and adhere to regulations for the protection of health, safety and the environment. Our world-renowned brands such as DIHR (dishwashing systems), Bravilor Bonamat (coffee machines), Piron (commercial ovens), Brema (ice solutions) and Anvil (catering equipment) are from carefully selected suppliers and are consistent with industry innovations and best global practices.

SHOWROOM

Visit the BCE showroom in Johannesburg for an exciting experience. BCE boasts a state-of-the-art showroom and test kitchen, which is approximately 500sqm², and is one of a kind in the industry. Our magnificent showroom has been designed to provide a realistic representation of a typical food and beverage establishment and is stocked with solutions to cater to different customer needs. This unique experience has been replicated in our Cape Town branch. Our passionate and professional sales consultants are always willing to provide a detailed tour of the showrooms which showcase our products and will demonstrate their capabilities and assist with suitable solutions.

With over 4500 products, a breath-taking showroom, 24-72-hour delivery commitment, a skilled workforce and over 60 market leading brands – BCE is in a class of its own.


For further information and access to our online catalogue, visit www.bce.co.za.



CALL US TO ARRANGE AN APPOINTMENT IN ONE OF OUR SHOWROOMS:

Toll Free : 0800 332 537
Johannesburg : +27 10 001 0300
Cape Town : +27 21 905 2881
Email : Customerservice@bce.co.za
Website : www.bce.co.za

Contact our sales team - Any way you choose



COMPLIMENT, COMPLAINT OR QUERIES: 0800 123 420 or customerservice@bce.co.za

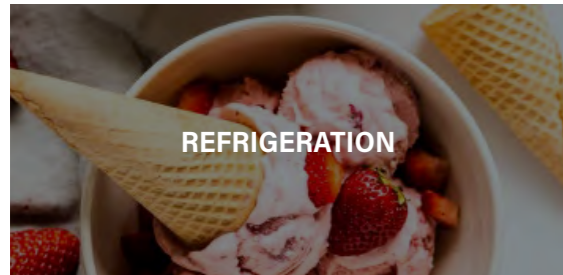
CATEGORY INDEX



HEATING

PG 5 - 80

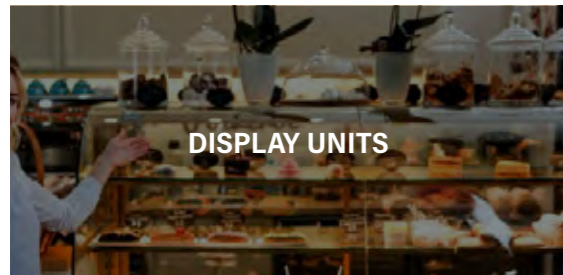
From table top to floor standing solutions, our range of Anvil, Forge, Piron and Bravilor equipment will compliment any establishment to help you achieve great results every time.



REFRIGERATION

PG 81 - 94

Whether cooling or freezing, our comprehensive offering from Salvadore and Brema are guaranteed to preserve food, minimise waste and cater to your drinks service needs.



DISPLAY UNITS

PG 95 - 108

Choose from hot, cold or ambient units in various sizes; within our range you will find a display unit to suit your individual needs and present your food in the best possible way.



PROCESSING

PG 109 - 158

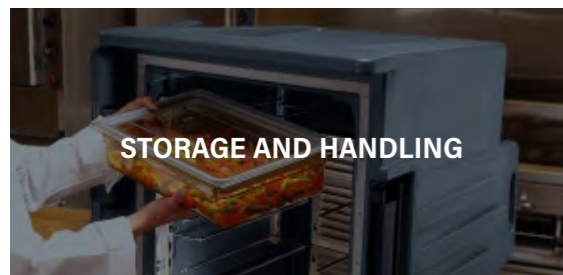
Find the ideal piece of equipment to blend, slice, prepare, mix, convert or preserve. Choose from our range of world leading brands such as Hamilton Beach, Robot Coupe and Rheninghaus amongst others.



CLEANING AND WASHING

PG 159 - 180

From brushes and mops to insect exterminators and dishwashers; find everything you need to keep your establishment clean and hygienic.



STORAGE AND HANDLING

PG 181 - 218

Safely storing and transporting food is made possible with our range of products from world leading brands such as Cambro. Our ranges are designed to withstand the most demanding of environments.

CATEGORY INDEX

PG 219 - 304

Dramatically enhance the foodservice process within your business through our range of smalls and utilities. Find everything you require for front and back of house in one place.



UTILITIES AND SMALLS

PG 305 - 318

ChefEquip professional uniforms offer a wide selection of finely crafted and stylish aprons, chef jackets, trousers and hats whilst still remaining practical for the rigour of a commercial kitchen.



CHEFWARE

PG 319 - 368

Enhance any dining presentation with our ranges from world class brands such as Tiger, Infinity and Efay. Our ranges offer both contemporary and classic designs that are beautiful and functional.



BUFFETWARE AND SERVEWARE

PG 369 - 482

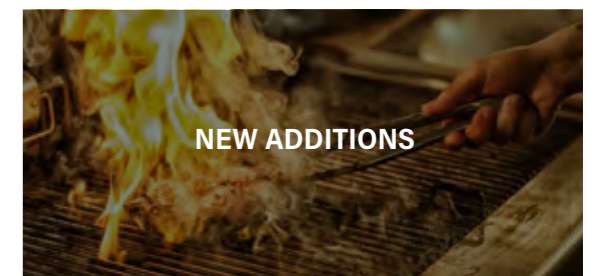
From practical day to day solutions to the latest designs, textures and colours from world leading brands; our ranges of tableware cater from hospitals to five-star restaurants and everything in between.



TABLEWARE

PG 483 - 490


Our New Additions section serves to inform our customers of any new products that have been added to our range since the launch of our Buyers Guide Edition 13.



NEW ADDITIONS

PG 491 - 493

Use the reference section to search items by their descriptions.



REFERENCES

DIMENSIONS

When viewing the appliance from the front in its regular operating position, the width (W) of the product is the total distance from left to right; the depth (D) of the product is the total from front to back; and the height (H) is the total distance from the bottom of the product to the top.

The three figures shown for rectangular type products are always given in the following order:

WIDTH (W) X DEPTH (D) X HEIGHT (H)

In the case of circular or cylindrical shaped products, the diameter and height of the product from top to bottom are shown. In the case of utensils, unless otherwise specified, the dimension given is the total length of the utensil.

PRODUCT DIMENSIONS

- All dimensions are given in millimeters (MM) or centimeters (CM).
- Please treat dimensions as approximate and subject to change. Detailed drawings can be supplied on request.
- All volume capacities are given in liters (L or LT) or milliliters (ML) and total capacities.
- 1 liter = 1000 milliliters

PRODUCT WEIGHTS

- These are given in kilograms (KG). To convert to pounds multiply by 2.2
- Please treat weights as approximate and subject to change.

ELECTRICAL PARAMETERS

Voltage is 220/230V single phase 50Hz AC, unless otherwise specified. Power is the total electrical output power in kilowatts (kW). This figure can be converted to give the equivalent horsepower value, by dividing it by 0.7461kW = 1.34hp.

PLEASE NOTE

- The products may differ slightly from the pictures shown in this buyers guide.
- Outputs and capacities given are generally the maximum possible and these figures do vary according to circumstances. They are based on measurements supplied by the manufacturer.
- Every effort has been made to include as much needed information as possible and to present it in an easy-to-read, unambiguous and consistent manner

FINDING YOUR WAY

You can refer to the index in each section, or turn to the applicable colour-coded category hosting the type of product, or look the product up in the alphabetical 'reference section', which will give the exact page number where the product can be found.

ICONS AND MEANINGS




NEW
Recently introduced products.



RATINGS
International Performance and Safety Certification.



IMPROVED
Products that have been enhanced by the supplier.



LPGSA
Liquefied Petroleum Gas Safety Association Certification.
(For a list of approved gas installers, visit www.saqccgas.co.za).




18/10
Items that are manufactured with the highest quality 18/10 stainless steel.

Heating

From table top to floor standing solutions, our range of Anvil, Forge, Piron and Bravilor equipment will compliment any establishment to help you achieve great results every time.

Section Index

Airpot Brewers	74, 78	Induction Heating Plate	59
Bain-Maries	63	Induction Stand	57
Baking Trays	43, 54	Induction Warmers	57 - 58
Bath & Circulator - Complete Unit	65	Insulated Servers	80
Biltong Cabinets	67	Jugs	73, 78 - 79
Boiling Tables	28, 29	Meat Ager	66
Bulk Brewers Bravilor	75	Microwaves	55 - 57
Chicken Grillers	38	Oil Jacketed Pot	31
Chip Dumps	15	Oven Accessories	54
Coffee Equipment- Bravilor	70 - 78	Oven Trolley	42, 54
Coffee Grinders	76	Ovens - Anvil	39, 41
Coffee Machines - Pour-Over	73, 78	Ovens - Piron	49 - 53
Coffee Percolator	77	Pancake & Omelette Machine	38
Combi Steam Oven - Accessories	54	Pizza Ovens	44
Combi Steam Ovens	41 - 42, 50 - 53	Plate Warmers	61 - 62
Convection Oven - Gas	42	Popcorn Machines	64
Convection Ovens - Electric	39, 49	Proofer Cabinet	40
Cooker Cabinets	69	Rice Cooker	61
Deck Ovens	45 - 47	Riser Shelves	60
Decorative Food Display Lamps	60	Salamander - Gas	47
Espresso Machine - Accessories	76	Salamanders - Electric	48
Espresso Machines	70 - 72, 76	Sauce Warmer - Dip-a-Lait	36
Extraction Hood	54	Smoking Cabinets	68
Flasks	79	Soup Kettles	80
Food Dehydrator	66	ST/Steel Stands	40 - 41, 54
Food Display Station - Heated	80	Stoves	16 - 17, 26 - 27
Food Warming Cabinet	62	Stoves With Oven	26 - 27
Fryers - Electric	7 - 9, 12 - 14	Tea Pots - Cast Iron	79
Fryers - Gas	10 - 11	Tilting Pan - Gas	31
Grillers - Electric	18, 23	Tilting Pans - Electric	30
Grillers - Gas	19 - 22, 24 - 25	Toasters - Electric	32 - 36
Hot Tray	59	Toasters - Gas	34
Hotdog Roller	16	Urns	77
Immersion Circulator - Sous Vide cookers	65	Vacuum Flasks	79
Induction Cookers	58 - 59	Waffle Bakers	37



5 REASONS WHY

- 2 Year warranty
- National spare parts support
- Unrivalled after-sales service
- Trusted by South African industry professionals since 1993
- Engineered and manufactured to the highest international safety standards



5 REASONS WHY

- 2 Year warranty
- Italian designed and manufactured
- Over 15 years of heritage
- Leading innovations in gastronomy and baking
- Readily available spare parts and back-up service



5 REASONS WHY

- Durability and longevity
- Trusted by South African butchery experts since 1992
- World class safety features
- Efficiency and productivity
- Easy to clean and maintain



5 REASONS WHY

- 2 Year warranty
- Built to withstand the most demanding environments
- Unmatched power and efficiency
- Engineered to the highest international safety standards
- Space-saving, modular sleek design



5 REASONS WHY

- 2 Year warranty
- Leading brand established in 1948
- Authentic Dutch craftsmanship
- Innovative, reliable and maintenance friendly
- Wide product offering for any coffee experience

HEATING

DEEP FRYERS - TABLE TOP - ELECTRIC

FEATURES

- Specially designed tilt-up head for easy removal of oil tank to drain the oil
- Microswitch disconnects power when element box is removed or tilted
- Thermostatically controlled operating temperature range: 50°C - 190°C
- Automatic safety cut-out to prevent oil flashing – manual reset
- Longer optimised heating element covers more surface area and prolongs oil life
- Recommended portion size 250G per 5LT tank
- Produced in South Africa using heavier gauged S/Steel



1 X 5LT FFA2001

SPECIFICATIONS

OUTPUT	: Approx 4KG french fries/HR
POWER	: 2.5KW
VOLTAGE	: 230V
VOLUME OF OIL	: 5LT
DIMENSIONS	: 282 X 470 X 288MM
WEIGHT	: 6KG
IDEAL FOR	: Raw product

OTHER ORDER CODES

NIGHT COVER

FFI0001

INSERT 1/2 X 150MM

FFI0150

DEEP FRYER BASKET

FFB2250

Note

S/Steel basket included



2 X 5LT FFA2002

SPECIFICATIONS

OUTPUT	: Approx 8KG french fries/HR
POWER	: 2 X 2.5KW
VOLTAGE	: 2 X 230V
VOLUME OF OIL	: 2 X 5LT
DIMENSIONS	: 573 X 470 X 288MM
WEIGHT	: 12KG
IDEAL FOR	: Raw product

OTHER ORDER CODES

NIGHT COVER

FFI0001

INSERT 1/2 X 150MM

FFI0150

DEEP FRYER BASKET


FFB2250

Note

(S/Steel baskets included)

FFA2002

Must be connected to 2 separate 16 amp plugs on separate circuits



DEEP FRYERS - TABLE TOP - ELECTRIC

FEATURES

- A unique unit developed by McCain and Anvil to produce a perfect chip straight from the freezer to the plate
 - Specially designed tilt-up head for easy removal of oil tank to drain the oil
 - Microswitch disconnects power when element box is removed or tilted
 - Automatic safety cut-out to prevent oil flashing – manual reset
 - Fries frozen chips within 3 minutes* preventing oil saturation, producing a crispier and tastier chip
 - Operating temperature range: 50°C - 190°C
 - Recommended portion size 300g per 5LT tank
- *Unit tested under controlled conditions. Variables may affect the outcome

2 YEAR



MCCAIN'S - 1 X 5LT FFA5001

SPECIFICATIONS

OUTPUT	: Approx 6KG french fries/HR
POWER	: 3.4kW
VOLTAGE	: 230V
VOLUME OF OIL	: 5LT
DIMENSIONS	: 282 X 470 X 288MM
WEIGHT	: 8.6KG
IDEAL FOR	: Raw & frozen products

OTHER ORDER CODES

DEEP FRYER BASKET

FFB2260

NIGHT COVER

FFI0001

Note

Must be used on a dedicated 16 amp plug point
S/Steel basket included

FEATURES

- S/Steel handle to hinge the element to 90° for easy cleaning
- 1/2" Valve for easy oil drainage
- Thermostatically controlled with automatic safety cut-out to prevent oil flashing
- Microswitch disconnects power when element is hinged up
- Recommended portion size 500G
- Operating temperature range: 50°C - 190°C

2 YEAR



1 X 10LT - HIGH SPEED FFA6003

SPECIFICATIONS

OUTPUT	: Approx 9KG french fries/HR
POWER	: 5.6kW
VOLTAGE	: 230V - 2 phase
VOLUME OF OIL	: 10LT
DIMENSIONS	: 390 X 512 X 422MM
WEIGHT	: 16KG

OTHER ORDER CODES

DEEP FRYER BASKET

FFB2250

STAND

FFA6013

Note

S/Steel basket included
Power cable not included

FRYER - TABLE TOP - ELECTRIC

FEATURES

- Ideal for coffee shops, small bakeries, take-aways and supermarkets
- Tilting element unit for easy cleaning
- Suitable for voetkoeks, koeksisters, onion rings, falafels & doughnuts
- Manual ignition (pilot flame)
- Removable drip tray convenient for draining
- Temperature thermostatically controlled with safety cut-out to prevent oil flashing

2 YEAR



DOUGHNUT/SHALLOW DFA0001

SPECIFICATIONS

POWER	: 2.4kW
VOLTAGE	: 230V
VOLUME OF OIL	: 6 - 8LT
DIMENSIONS	: 736 X 682 X 280MM
WEIGHT	: 9KG

DEEP FRYER - TABLE TOP - GAS

FEATURES

- 5LT oil capacity
- S/Steel construction
- Easy to clean fully welded oil tank fitted with a safety interlocked drain valve, fitted behind the door
- Thermostatically controlled valve with integrated pilot burner
- Adjustable between 66°C - 200°C
- Flame failure safety device ie. should the flame fail the gas will automatically switch off
- Placing the ball valve behind the door eliminates the risk of accidental burns from valve opening
- Manual ignition/pilot

2 YEAR

IMPROVED

Safe Gas Appliances



1 X 5LT

FFA4110-R01

SPECIFICATIONS

OUTPUT	: Approx 4KG french fries/HR
POWER OUTPUT	: 32500 BTU
GAS	: LPG + NG
VOLUME OF OIL	: 5LT
DIMENSIONS	: 305 X 620 X 495MM
WEIGHT	: 14KG
REGULATOR	: Yes

OTHER ORDER CODES

DEEP FRYER BASKET

FFB2250

Note

S/Steel basket included
Heavy duty gas products to be connected by approved gas installer

DEEP FRYER - TABLE TOP - GAS

FEATURES

- 2 X 5LT oil capacity
- S/Steel construction
- Ideal for use in restaurants, canteens, take aways and outdoor caterers
- Flame failure safety device ie. should the flame fail the gas will automatically switch off



2 X 5LT FFA4120-R01

SPECIFICATIONS

OUTPUT	: Approx 8KG french fries/HR
POWER OUTPUT	: 65000 BTU
GAS	: LPG + NG
VOLUME OF OIL	: 2 X 5LT
DIMENSIONS	: 610 X 620 X 495MM
WEIGHT	: 27KG
REGULATOR	: Yes

OTHER ORDER CODES

DEEP FRYER BASKET FFB2250

Note

S/Steel baskets included
Heavy duty gas products to be connected by approved gas installer

DEEP FRYERS - FLOOR STANDING - GAS

FEATURES

- Cold zones design allows debris to collect in the bottom of the tank, prolonging the oil life
- Thermostatically controlled with flame failure and overtemperature protection
- Operating temperature 50°C - 190°C
- Manual ignition pilot burner



2 X 10LT FFA2100

SPECIFICATIONS

OUTPUT	: Approx 50KG french fries/HR
POWER OUTPUT	: 120000 BTU
GAS	: LPG
VOLUME OF OIL	: 2 X 10LT
DIMENSIONS	: 400 X 868 X 1306MM
WEIGHT	: 76KG
REGULATOR	: No

OTHER ORDER CODES

DEEP FRYER BASKET FFB3200

Note

S/Steel baskets included
Heavy duty gas products to be connected by approved gas installer

DEEP FRYER - FLOOR STANDING - GAS

FEATURES

- 20LT oil capacity for twin basket operation
- Cold zone design allows debris to collect in the bottom of the tank, prolonging the oil life
- Temperature thermostatically controlled with safety cut-out to prevent oil flashing
- Flame failure safety cut-off valve
- Manual pilot flame ignition
- Operating temperature range: 50°C - 190°C



1 X 20LT FFA3200

SPECIFICATIONS

OUTPUT	: Approx 40KG french fries/HR
POWER OUTPUT	: 90000 BTU
GAS	: LPG
VOLUME OF OIL	: 20LT
DIMENSIONS	: 400 X 760 X 1180MM
WEIGHT	: 70KG
REGULATOR	: No

OTHER ORDER CODES

DEEP FRYER BASKET FFB3200

Note

S/Steel baskets included
Heavy duty gas products to be connected by approved gas installer

FEATURES

- 2 X 18LT oil capacity for two/double basket operation
- Cold zone design allows debris to collect in the bottom of the tank, prolonging the oil life
- Temperature thermostatically controlled with safety cut out to prevent oil flashing
- Flame failure safety cut off valve
- Manual pilot flame ignition
- Operating temperature range: 50°C - 190°C



2 X 18LT

FFA3220

SPECIFICATIONS

OUTPUT	: Approx 70KG french fries/HR
POWER OUTPUT	: 120000 BTU
GAS	: LPG
DIMENSIONS	: 533 X 760 X 1224MM
WEIGHT	: 73KG
VOLUME OF OIL	: 2 X 18LT
REGULATOR	: No

OTHER ORDER CODES

DEEP FRYER BASKET FFB2250

Note

S/Steel baskets included
Heavy duty gas products to be connected by approved gas installer

DEEP FRYERS - FLOOR STANDING - ELECTRIC

FEATURES

- Front mounted controls ensure safe working practice. Main terminals are situated behind the front access panel
- These units are powered by Incoloy elements which ensure consistent peak performance
- Temperature thermostatically controlled with safety cut-out to prevent oil flashing
- Operating temperature range: 50°C - 190°C

2 YEAR



1 X 20LT FFA1020

SPECIFICATIONS

OUTPUT	: Approx 40KG french fries/HR
POWER	: 16.5kW
VOLTAGE	: 380V - 3 phase (N+E)
VOLUME OF OIL	: 20LT
DIMENSIONS	: 510 X 660 X 1000MM
WEIGHT	: 45kG

OTHER ORDER CODES

DEEP FRYER BASKET (NO SIDE HOOKS)

CBS2280

OIL RECEIVER

ORA0001

Note

Baskets sold separately
Power cable not included

FEATURES

- Large surge area and effective cold zone
- Temperature thermostatically controlled with safety cut - out to prevent oil flashing
- Operating temperature range: 50°C - 190°C

2 YEAR



2 X 10LT FFA2010

SPECIFICATIONS

OUTPUT	: Approx 40KG french fries/HR
POWER	: 2 X 8.25kW
VOLTAGE	: 380V - 3 phase (N+E)
VOLUME OF OIL	: 2 X 10LT
DIMENSIONS	: 510 X 660 X 1000MM
WEIGHT	: 45KG

OTHER ORDER CODES

DEEP FRYER BASKET (NO SIDE HOOKS)

CBS2280

OIL RECEIVER

ORA0002

Note

Baskets sold separately
Power cable not included

DEEP FRYERS - FLOOR STANDING - ELECTRIC

FEATURES

- Temperature thermostatically controlled with safety cut-out to prevent oil flashing
- Operating temperature range: 50°C - 190°C
- Tilt up element with lock
- Heavy gauge construction
- Insulated frying tank

2 YEAR

NEW



2 X 10LT FFF3210

SPECIFICATIONS

OUTPUT	: Approx 45KG french fries/HR
POWER	: 2 X 8.4kW
VOLTAGE	: 380V - 3 phase (N+E)
VOLUME OF OIL	: 2 X 10LT
DIMENSIONS	: 512 X 807 X 1043MM
WEIGHT	: 63KG

OTHER ORDER CODES

DEEP FRYER BASKET

FFB3200

Note

Baskets sold separately
Power cable not included



FEATURES

- Unit supplied with one drain tank
- Temperature thermostatically controlled with safety cut-out to prevent oil flashing
- Reduce the risk of down time with 3 elements per tank (Unit will function with reduced performance if an element fails)
- Operating temperature range: 50°C - 190°C

2 YEAR



2 X 20LT FFA2020

SPECIFICATIONS

OUTPUT	: Approx 80KG french fries/HR
POWER	: 2 X 16.5kW
VOLTAGE	: 380V - 3 phase (N+E)
VOLUME OF OIL	: 2 X 20LT
DIMENSIONS	: 1012 X 660 X 1000MM
WEIGHT	: 65KG

OTHER ORDER CODES

DEEP FRYER BASKET (NO SIDE HOOKS)

CBS2280

Note

Baskets sold separately
Power cable not included

HOTEL FRYER - FLOOR STANDING - ELECTRIC

FEATURES

- Deep tanks can accommodate a 400 x 300 x 150MM basket
- Temperature thermostatically controlled with an operating range of 50°C - 190°C

- Reduce the risk of down time with 3 elements per tank

2 X 20LT HFA2020

SPECIFICATIONS

OUTPUT	: Approx 70KG french fries/HR
POWER	: 2 X 12kW
VOLTAGE	: 380V - 3phase (N+E)
VOLUME OF OIL	: 2 X 20LT
DIMENSIONS	: 1035 X 738 X 1289MM
WEIGHT	: 77KG

OTHER ORDER CODES

DEEP FRYER BASKET CBS0400

Note

Should be connected to 2 separate 16 amp power outlets on separate circuits
Baskets sold separately
Power cable not included



DEEP FRYER - FLOOR STANDING - ELECTRIC

FEATURES

- Each insert has a powerful 3.4kW element
- There is an integrated splash back with basket hanger facility
- Ideal for smaller catering organizations
- Features a build in splashback that includes a basket hanger function
- Supplied flat packed

- Temperature thermostatically controlled with safety cut-out to prevent oil flashing
- Recommended portion size 350G
- Operating temperature range: 50°C - 190°C

SPAZA FFA1002

SPECIFICATIONS

OUTPUT	: Approx 10KG french fries/HR
POWER	: 2 X 3.4kW
VOLTAGE	: 230V
VOLUME OF OIL	: 2 X 8LT
DIMENSIONS	: 813 X 628 X 1152MM
WEIGHT	: 31.5KG

OTHER ORDER CODES

DEEP FRYER BASKET FFB2250

Note

Baskets sold separately
Should be connected to 2 separate 16 amp power outlets on separate circuits



CHIP DUMPS

TABLE TOP

FEATURES

- Fitted with Incoloy element
- The lamp illuminates product for enhanced presentation



- Sloped drip tray makes serving easier and avoids damage to the product being scooped out

CHIP DUMP CDA0001

SPECIFICATIONS

POWER	: 0.9kW
VOLTAGE	: 230V
DIMENSIONS	: 340 X 630 X 489MM
WEIGHT:	: 8KG

Note

1 X GN 1/1 X 150 insert included

FLOOR STANDING

FEATURES

- Robust Incoloy heating element provides even heating
- Lamp illuminates product for enhanced presentation



- Storage racks for 3 x GN1/1 x 150MM inserts
- Sloped drip tray makes serving easier and avoids damage to the product being scooped out

CHIP DUMP CDA2001

SPECIFICATIONS

POWER	: 0.9kW
VOLTAGE	: 230V
DIMENSIONS	: 449 X 620 X 1288MM
WEIGHT	: 25KG

OTHER ORDER CODES

INSERTS - S/STEEL INF9150

Note

Inserts included



FEATURES

- Unit designed to compete in the rigorous and demanding environment of busy kitchens in the most popular chain stores, franchises and high end restaurants.
- Powerful infra-red top heater
- Front mounted controls, ensure safe working practice

- Independently controlled bottom heating element
- Holds two 22LT plastic bins 440 x 310 x 168MM
- Adjustable leveling feet with castor wheels on the rear
- Sloped drip tray makes serving easier and avoids damage to the product being scooped out

CHIP DUMP CDF0001

SPECIFICATIONS

POWER	: 2.25kW
VOLTAGE	: 230V
DIMENSIONS	: 446 X 765 X 1443MM
WEIGHT	: 48KG

OTHER ORDER CODES

INSERTS - PLASTIC MTS0002

Note

2 plastic bins included



HOT DOG ROLLER

FEATURES

- Variable heat control for easy grilling of sausages
- Dual control, allowing front 5 rollers or back 6 rollers to be used independently, or all 11 rollers together
- Fitted with a removable fat tray for easy cleaning

2 YEAR

**11 ROLLER
HDR1011****SPECIFICATIONS**

POWER	: 2.2kW
VOLTAGE	: 230V
DIMENSIONS	: 588 X 405 X 190MM
WEIGHT	: 12.2KG

STOVE PLATES

FEATURES

- Rapid heat up time. Specially designed industrial hot plate elements which can be left on all day
- Six-stage heat switch for simmering and boiling

2 YEAR

**SINGLE
STA001****SPECIFICATIONS**

POWER	: 2.0kW
VOLTAGE	: 230V
PLATE DIAMETER	: 225MM
DIMENSIONS	: 333 X 508 X 225MM
WEIGHT	: 7KG

2 YEAR

NEW

**DOUBLE
STA1002****SPECIFICATIONS**

POWER	: 1 x 1.2kW - 1 x 2.0kW
VOLTAGE	: 230V
PLATE DIAMETER	: 1 X 190 - 1 X 225MM
DIMENSIONS	: 381 X 693 X 244MM
WEIGHT	: 11.4KG

STOVES - TABLETOP - GAS

FEATURES

- Cast iron burners rated at 26000 BTU
- Designed to distribute heat evenly, ensuring optimal heating
- Equipped with flame failure protection, providing an added safety feature



2 YEAR

**2 BURNER
STG0002****SPECIFICATIONS**

SURFACE	: Open
GAS	: LPG
POWER OUTPUT	: 52000 BTU
DIMENSIONS	: 300 X 692 X 364MM
GRID SIZE	: 300 X 300MM
WEIGHT	: 34KG
REGULATOR	: No

OTHER ORDER CODES

**STAND - 400MM - MILD STEEL
GGS0400**

2 YEAR

**4 BURNER
STG0004****SPECIFICATIONS**

SURFACE	: Open
GAS	: LPG
POWER OUTPUT	: 104000 BTU
DIMENSIONS	: 600 X 692 X 364MM
GRID SIZE	: 600 X 300MM
WEIGHT	: 59KG
REGULATOR	: No

OTHER ORDER CODES

**STAND - 600MM - MILD STEEL
GGS0600**

2 YEAR

**6 BURNER
STG0006****SPECIFICATIONS**

SURFACE	: Open
GAS	: LPG
POWER OUTPUT	: 156000 BTU
DIMENSIONS	: 900 X 692 X 364MM
GRID SIZE	: 900 X 300MM
WEIGHT	: 84KG
REGULATOR	: No

OTHER ORDER CODES

**STAND - 900MM - MILD STEEL
GGS0900**

Note

Heavy duty gas products to be connected by an approved gas installer

HEAVY DUTY - GRILLERS - FLOOR STANDING - ELECTRIC

SOLID TOP

FEATURES

- Unit designed to compete in the rigorous and demanding environment of busy kitchens in the most popular chains, franchises and high-end restaurants
- Heavy duty Robert Shaw thermostats for reliable and effective heating control over entire surface
- Heavy duty 12MM thick cooking surface for effective heat distribution and retention
- Sturdy, fully welded S/Steel stand
- Heavy duty fascia (temperature scale) design to inspire confidence in unit's hard working characteristics
- Solid S/Steel construction, designed to be hard working, durable, easy to clean, maintain and service
- Rear fixed castors to easily move for cleaning



600MM FGE0600

SPECIFICATIONS

SURFACE	: Flat
POWER	: 8kW
VOLTAGE	: 380V - 3 phase (N+E)
DIMENSIONS	: 618 X 765 X 1000MM
GRILL AREA	: 614 X 550MM
WEIGHT	: 76KG

OTHER ORDER CODES

INSERT HOLDER

IHF0001

MEAT RESTING TRAY

MRT0001

Note

Power cable not included



900MM FGE900

SPECIFICATIONS

SURFACE	: Flat
POWER	: 12kW
VOLTAGE	: 380V - 3 phase (N+E)
DIMENSIONS	: 918 X 765 X 1000MM
GRILL AREA	: 914 X 550MM
WEIGHT	: 100KG

OTHER ORDER CODES

INSERT HOLDER

IHF0001

MEAT RESTING TRAY

MRT0001

Note

Power cable not included

HEAVY DUTY - GRILLERS - FLOOR STANDING - GAS

SOLID TOP

FEATURES

- Unit designed to compete in the rigorous and demanding environment of busy kitchens in the most popular chains, franchises and high end restaurants.
- Gas approved ball valves for reliable and durable control
- Sturdy, fully welded S/Steel stand
- Rear castors to easily move for cleaning
- Hard wearing and long lasting heavy cast iron grates and radiants that retain and radiate heat for efficient grilling (FGR0600 & FGR0900)
- Powerful 14000 BTU burners, for even and effective heat distribution
- Solid S/Steel construction, designed to be hard working durable, easy to clean, maintain and service



600MM FGG0600

SPECIFICATIONS

SURFACE	: Flat
POWER OUTPUT	: 56000 BTU
DIMENSIONS	: 618 X 765 X 1000MM
GRILL AREA	: 614 X 550MM
WEIGHT	: 76KG
GAS	: LPG + NG (NG available on request)
REGULATOR	: No

OTHER ORDER CODES

INSERT HOLDER

IHF0001

MEAT RESTING TRAY

MRT0001

Note

Heavy duty gas products to be connected by an approved gas installer



900MM FGG0900

SPECIFICATIONS

SURFACE	: Flat
POWER OUTPUT	: 84000 BTU
DIMENSIONS	: 918 X 765 X 1000MM
GRILL AREA	: 914 X 550MM
WEIGHT	: 100KG
GAS	: LPG + NG (NG available on request)
REGULATOR	: No

OTHER ORDER CODES

INSERT HOLDER

IHF0001

MEAT RESTING TRAY

MRT0001

Note

Heavy duty gas products to be connected by an approved gas installer

HEAVY DUTY - GRILLERS - FLOOR STANDING - GAS

RADIANT

600MM FGR0600

SPECIFICATIONS

SURFACE	: Ribbed grates
POWER OUTPUT	: 56000 BTU
DIMENSIONS	: 618 X 765 X 1000MM
GRILL AREA	: 614 X 460MM
WEIGHT	: 76KG
GAS	: LPG + NG (NG available on request)
REGULATOR	: No

OTHER ORDER CODES

INSERT HOLDER

IHF0001

MEAT RESTING TRAY

MRT0001

SOLID GRILL PLATE - 2 RADIANT (MILD STEEL)

SGP0002

471 X 300 X 44MM

900MM

FGR0900

SPECIFICATIONS

SURFACE	: Ribbed grates
POWER OUTPUT	: 84000 BTU
DIMENSIONS	: 918 X 765 X 1000MM
GRILL AREA	: 914 X 460MM
WEIGHT	: 100KG
GAS	: LPG + NG (NG available on request)
REGULATOR	: No

OTHER ORDER CODES

INSERT HOLDER

IHF0001

SIXTH INSERT

INS9150

150MM

MEAT RESTING TRAY

MRT0001

SOLID GRILL PLATE - 2 RADIANT (MILD STEEL)

SGP0002

471 X 300 X 44MM

Note

Heavy duty gas products to be connected by an approved gas installer



GRILLERS - TABLE TOP - GAS

FLAT TOP

FEATURES

- Pulse ignition for safe and easy ignition
- Robust 16MM griddle plate for effective heat distribution
- Automatic flame failure device shuts off gas in the event of flame going out
- 455MM Long, S/Steel burners for better heat distribution
- The collapsible flat design allows the stand to be conveniently transported



400MM FTG0400

SPECIFICATIONS

SURFACE	: Flat
POWER OUTPUT	: 28000 BTU
DIMENSIONS	: 450 X 675 X 350MM
GRILL AREA	: 400 X 480MM
WEIGHT	: 52.3KG
GAS	: LPG
REGULATOR	: No

OTHER ORDER CODES

STAND - 400MM - MILD STEEL

GG0400



600MM FTG0600

SPECIFICATIONS

SURFACE	: Flat
POWER OUTPUT	: 56000 BTU
DIMENSIONS	: 610 X 675 X 350MM
GRILL AREA	: 600 X 480MM
WEIGHT	: 72KG
GAS	: LPG
REGULATOR	: No

OTHER ORDER CODES

STAND - 600MM - MILD STEEL

GG0600



900MM FTG0900

SPECIFICATIONS

SURFACE	: Flat
POWER OUTPUT	: 84000 BTU
DIMENSIONS	: 900 X 675 X 350MM
GRILL AREA	: 900 X 480MM
WEIGHT	: 92.2KG
GAS	: LPG
REGULATOR	: No

OTHER ORDER CODES

STAND - 900MM - MILD STEEL

GG0900

Note

Heavy duty gas products to be connected by an approved gas installer

GRILLERS - TABLE TOP - GAS

RADIANT

FEATURES

- Pulse ignition for safe and easy ignition
- Robust cast iron grates specially designed to disperse excess fat, reducing smoke and flames
- Automatic flame failure device shuts off gas in the event of flame going out
- 455MM long, S/Steel burners for better heat distribution

**400MM
GGR0400**

SPECIFICATIONS

SURFACE	: Ribbed grates
POWER OUTPUT	: 28000 BTU
DIMENSIONS	: 450 X 675 X 350MM
GRILL AREA	: 400 X 460MM
WEIGHT	: 40KG
GAS	: LPG
REGULATOR	: No

OTHER ORDER CODES

**STAND - 400MM - MILD STEEL
GGS0400**

**400MM - LAVA ROCK KIT
GGR1400**



Lava rocks

**600MM
GGR0600**

SPECIFICATIONS

SURFACE	: Ribbed grates
POWER OUTPUT	: 56000 BTU
DIMENSIONS	: 610 X 675 X 350MM
GRILL AREA	: 600 X 460MM
WEIGHT	: 45KG
GAS	: LPG
REGULATOR	: No

OTHER ORDER CODES

**STAND - 600MM - MILD STEEL
GGS0600**

**600MM - LAVA ROCK KIT
GGR1600**

**900MM
GGR0900**

SPECIFICATIONS

SURFACE	: Ribbed grates
POWER OUTPUT	: 84000 BTU
DIMENSIONS	: 900 X 675 X 350MM
GRILL AREA	: 900 X 460MM
WEIGHT	: 45KG
GAS	: LPG
REGULATOR	: No

OTHER ORDER CODES

**STAND - 900MM - MILD STEEL
GGS0900**

**900MM - LAVA ROCK KIT
GGR1900**

Note

Heavy duty gas products to be connected by an approved gas installer
Stand sold separately

2 YEAR



2 YEAR



2 YEAR



GRILLERS - TABLE TOP - ELECTRIC

FLAT TOP

FEATURES

- Heavy duty 10MM cooking plate for high heat retention
- Grease trough drains into bottom mounted grease collection pan
- Rapidly heats up to optimum cooking temperature

- Flat top griller thermostatically controlled up to a max of 250°C
- Egg griller thermostatically controlled up to max of 180°C
- Element design ensures even heating over entire cooking surface

2 YEAR

**400MM
FTA0400**

SPECIFICATIONS

POWER	: 2kW
VOLTAGE	: 230V
GRILL AREA	: 355 X 420MM
DIMENSIONS	: 373 X 470 X 241MM
WEIGHT	: 19KG

2 YEAR

**600MM
FTA0600**

SPECIFICATIONS

POWER	: 3kW
VOLTAGE	: 230V
GRILL AREA	: 605 X 420MM
DIMENSIONS	: 623 X 470 X 241MM
WEIGHT	: 30KG

2 YEAR

**RIBBED / FLAT - 600MM
FTA2600**

SPECIFICATIONS

POWER	: 3kW
VOLTAGE	: 230V
GRILL AREA	: 605 X 420MM
DIMENSIONS	: 623 X 470 X 241MM
WEIGHT	: 30KG

2 YEAR

**EGG GRILLER - 400MM
FTA4400**

SPECIFICATIONS

POWER	: 2kW
VOLTAGE	: 230V
GRILL AREA	: 355 X 420MM
DIMENSIONS	: 373 X 470 X 241MM
WEIGHT	: 19KG

2 YEAR

**EGG & BACON - 600MM
FTA1600**

SPECIFICATIONS

POWER	: 3kW
VOLTAGE	: 230V
GRILL AREA	: 605 X 420MM
DIMENSIONS	: 623 X 470 X 241MM
WEIGHT	: 30KG

GRILLERS - TABLE TOP - GAS

FLAT TOP

FEATURES

- Front mounted easy access drip tray
- Easy to connect - 1M flexible hose and regulator supplied

- Ignition mechanism for easy igniting
- Flame failure device which shuts down the gas supply should the flame go out

400MM
FTA2400

SPECIFICATIONS

SURFACE	: Flat top
GAS	: LPG
POWER OUTPUT	: 12500 BTU
DIMENSIONS	: 400 X 514 X 273MM
GRILL AREA	: 400 X 400MM
WEIGHT	: 18KG
REGULATOR	: Yes

600MM
FTA6600

SPECIFICATIONS

SURFACE	: Flat top
GAS	: LPG
POWER OUTPUT	: 25000 BTU
DIMENSIONS	: 620 X 514 X 273MM
GRILL AREA	: 616 X 400MM
WEIGHT	: 28KG
REGULATOR	: Yes

Note

Heavy duty gas products to be connected by an approved gas installer. Regulator supplied works off low pressure (2.8Kpa) liquefied petroleum gas and is suitable for large cylinders (from 9KG - 48KG). To use a smaller portable cylinder, a coupling connector and a suitable regulator must be purchased separately.



GRILLERS - FLOOR STANDING - GAS

RADIANT

FEATURES

- New improved higher performance
- Powerful efficient burners
- Quality gas valves
- S/Steel integrated splash guard
- Base with storage shelf
- Flat grill plates available as an optional extra

- S/Steel drip tray
- Die cast metal control knobs
- Rear castors for easier cleaning access
- Cast iron radiants for maximum heat retention
- 16000 BTU per burner

6 BURNER
GGA4006

SPECIFICATIONS

SURFACE	: Cast iron ribbed grates
GAS	: LPG + NG (NG available on request)
POWER OUTPUT	: 96000 BTU
DIMENSIONS	: 815 X 740 X 1050MM
GRILL AREA	: 680 X 470MM
WEIGHT	: 75KG
REGULATOR	: No

OTHER ORDER CODES

FLAT PLATE

SGP0002 - 465 X 295 X 25MM

8 BURNER
GGA4008

SPECIFICATIONS

SURFACE	: Cast iron ribbed grates
GAS	: LPG + NG (NG available on request)
POWER OUTPUT	: 128000 BTU
DIMENSIONS	: 1035 X 740 X 1050MM
GRILL AREA	: 900 X 470MM
WEIGHT	: 92KG
REGULATOR	: No

OTHER ORDER CODES

FLAT PLATE

SGP0002 - 465 X 295 X 25MM

10 BURNER
GGA4010

SPECIFICATIONS

SURFACE	: Cast iron ribbed grates
GAS	: LPG + NG (NG available on request)
POWER OUTPUT	: 160000 BTU
DIMENSIONS	: 1255 X 740 X 1050MM
GRILL AREA	: 1120 X 470MM
WEIGHT	: 108KG
REGULATOR	: No

OTHER ORDER CODES

FLAT PLATE

SGP0002 - 465 X 295 X 25MM

INSERT HOLDER

IHA0001

MEAT RESTING TRAY

MRT0001

Note

Inserts sold separately
 Heavy duty gas products to be connected by an approved gas installer



ELECTRIC SOLID TOP STOVE - WITH ELECTRIC OVEN

FEATURES

- Removable heating plates for servicing
- Robust S/Steel construction with durable door and hinges
- Removable drip tray beneath stove top to retain spills
- Thermostatically controlled electric oven takes full size gastronorm pans

- Pulse ignition with pilot burners
- Powerful oven circulating fan with automatic reversing cycle to promote even baking
- Fitted with 1 x chrome plated steel wire shelf
- Side storage cupboard

2 YEAR



3 PLATE COA4003

SPECIFICATIONS

POWER	: 380V - 3phase (N+E)
OVEN POWER	: 18kW
DIMENSIONS	: 1046 X 780 X 900MM
CAVITY DIMENSIONS	: 560 X 630 X 285MM
WEIGHT	: 117KG

Note

Power cable not included

GAS STOVES - WITH ELECTRIC OVEN

FEATURES

- Robust S/Steel construction with durable door and hinges
- Powerful stove top burners are easily removable for cleaning
- Removable drip tray beneath stove top to retain spills
- Thermostatically controlled electric oven takes full gastronorm pans
- Side storage cupboard for COA4006

- Powerful oven circulating fan with automatic reversing cycle to promote even baking
- 0 - 120min timer
- Pulse ignition with pilot burners



2 YEAR



4 BURNER COA4004

SPECIFICATIONS

VOLTAGE	: 380V - 3 phase (N+E)
OVEN POWER	: 4.5kW
BTU BURNERS	: 104000 BTU
DIMENSIONS	: 700 X 790 X 900MM
CAVITY DIMENSIONS	: 560 X 500 X 285MM
WEIGHT	: 115KG
GAS	: LPG + NG (NG available on request)
REGULATOR	: No

6 BURNER COA4006

SPECIFICATIONS

VOLTAGE	: 380V - 3 phase (neutral and earth)
OVEN POWER	: 4.5kW
BTU BURNERS	: 156000 BTU
DIMENSIONS	: 1050 X 790 X 900MM
CAVITY DIMENSIONS	: 560 X 500 X 285MM
WEIGHT	: 175KG
GAS	: LPG + NG (NG available on request)
REGULATOR	: No

Note

Heavy duty gas products to be connected by an approved gas installer
Power cable not included

2 YEAR



GAS STOVES - WITH GAS OVEN

FEATURES

- Robust S/Steel construction with durable door and hinges
- Easily removable cast iron grates
- Powerful stove top burners are easily removable for cleaning

- Thermostatically controlled gas oven takes full gastronorm pans
- Useful side storage cupboard for COA3006
- Removable drip tray beneath stove top to retain spills

2 YEAR



4 BURNER COA3004

SPECIFICATIONS

OUTPUT	: 119700 BTU
DIMENSIONS	: 700 X 750 X 900MM
CAVITY DIMENSIONS	: 560 X 630 X 285
WEIGHT	: 117KG
GAS	: LPG + NG (NG available on request)
REGULATOR	: No



2 YEAR



6 BURNER COA3006

SPECIFICATIONS

OUTPUT	: 171700 BTU
DIMENSIONS	: 1050 X 750 X 900MM
CAVITY DIMENSIONS	: 560 X 630 X 285MM
WEIGHT	: 155KG
GAS	: LPG + NG (NG available on request)
REGULATOR	: No

Note

Heavy duty gas products to be connected by an approved gas installer

GAS SOLID TOP STOVE - WITH GAS OVEN

FEATURES

- Durable full S/Steel construction
- Pulse ignition with pilot burners
- Removable drip tray beneath stove top to retain spills
- Removable top plates for easy access to burners

- Automatic flame failure device shuts off gas in the event of flame going out
- For use with pots only and should not be used as griddle plates
- Gas burner oven with flame failure safety
- Top plates with effective individual drainage

2 YEAR



3 PLATE COA3003

SPECIFICATIONS

OUTPUT	: 61900 BTU
DIMENSIONS	: 1046 X 780 X 900MM
CAVITY DIMENSIONS	: 560 X 500 X 285MM
WEIGHT	: 199KG
GAS	: LPG + NG (NG available on request)
REGULATOR	: No

Note

Heavy duty gas products to be connected by an approved gas installer

BOILING TABLES - STRAIGHT

FEATURES

- Mild steel painted
- High quality fabricated support grates
- Safety approved by LPG Safety Association of SA
- Flat packed for easy transport



2 BURNER BTG2002

SPECIFICATIONS	
SURFACE	: Straight (in-line)
OUTPUT TOTAL	: 36000 BTU
DIMENSIONS	: 904 X 484 X 665MM
WEIGHT	: 27KG
GAS	: LPG
REGULATOR	: No

Note

Heavy duty gas products to be connected by an approved gas installer



3 BURNER BTG2003

SPECIFICATIONS	
SURFACE	: Straight (in-line)
OUTPUT TOTAL	: 54000 BTU
DIMENSIONS	: 1340 X 484 X 665MM
WEIGHT	: 37KG
GAS	: LPG
REGULATOR	: No

Note

Heavy duty gas products to be connected by an approved gas installer



4 BURNER BTG2004

SPECIFICATIONS	
SURFACE	: Straight (in-line)
OUTPUT TOTAL	: 72000 BTU
DIMENSIONS	: 1748 X 484 X 665MM
WEIGHT	: 48.5KG
GAS	: LPG
REGULATOR	: No

Note

Heavy duty gas products to be connected by an approved gas installer

BOILING TABLES - STAGGERED



4 BURNER BTG3004

SPECIFICATIONS	
SURFACE	: Staggered
OUTPUT TOTAL	: 72000 BTU
DIMENSIONS	: 904 X 614 X 830MM
WEIGHT	: 36KG
GAS	: LPG
REGULATOR	: No

Note

Heavy duty gas products to be connected by an approved gas installer



6 BURNER BTG3006

SPECIFICATIONS	
SURFACE	: Staggered
OUTPUT TOTAL	: 108000 BTU
DIMENSIONS	: 1340 X 614 X 830MM
WEIGHT	: 49KG
GAS	: LPG
REGULATOR	: No

Note

Heavy duty gas products to be connected by an approved gas installer



TILTING PANS - ELECTRIC

FEATURES

- Ideal for using in restaurants, canteens, institutions, etc.
- Ideal for stews, soups, rice vegetables and many forms of bulk food preparation

- Simple tilt system makes transferring of food easy
- Safety cut off in the event of overheating
- The 40LT pan is compact and versatile for smaller batches of food
- Robust tubular frame allows access from all sides making it easy to clean around the tilting pan

2 YEAR

NEW



40LT TPA0040

SPECIFICATIONS

POWER	: 8kW
VOLTAGE	: 380V - 3 phase (N+E)
DIMENSIONS	: 705 X 830 X 970MM
CAPACITY	: 40LT
WEIGHT	: 80KG

Note

Power cable not included

FEATURES

- Easy to clean S/Steel pan
- Rapidly heats up to operating temperature
- Water inlet control on front panel

- Thermostatically controlled
- Automatic safety cut-off in the event of overheating
- Micro switch cuts out elements when pan is tilted



2 YEAR

NEW



80LT TPA0080

SPECIFICATIONS

POWER	: 10.2kW
VOLTAGE	: 380V - 3 phase (N+E)
DIMENSIONS	: 800 X 900 X 900MM
CAPACITY	: 65LT
WEIGHT	: 220KG

Note

Power cable not included

NEW

TILTING PAN - GAS

FEATURES

- All S/Steel structure
- 80LT volumetric pan
- S/Steel 316 pan bottom

- Tilting pan design for easy unloading
- Temperature can be adjusted from 60°C~300°C
- 340°C high limit for safety
- Multi-functional unit
- Thermal coupling for gas safety
- Standby pilot

2 YEAR

NEW



80LT TPA1080

SPECIFICATIONS

POWER	: 72000 BTU
GAS	: LPG + NG (NG on request only)
DIMENSIONS	: 800 X 900 X 850MM
CAPACITY	: 65LT
WEIGHT	: 153KG
REGULATOR	: No

Note

Heavy duty gas products to be connected by an approved gas installer

OIL JACKETED POT

FEATURES

- Equipped with S/Steel lid and spring assisted hinge for easy opening
- Inner pot is made from food grade S/Steel
- The pot is indirectly heated using submerged incoloy elements for even heat distribution
- The product features a high-end safety valve that protects the operator from accidental burns

2 YEAR

NEW



225LT OJP0225

SPECIFICATIONS

POWER	: 18kW
VOLTAGE	: 380V - 3 phase (N+E)
DIMENSIONS	: 1175 X 1000 X 970MM
CAPACITY	: 225LT
WEIGHT	: 120KG

Note

Takes 60LT thermo-D oil
Oil not included
Power cable not included

TOASTERS - FLAT PLATE

FEATURES

- Optimally balanced heat to ensure even toasting on top and bottom*
- Certified cooking grade cast aluminium plates
- Adjustable top plate for a variety of product thicknesses
- Detachable drip cup to collect excess fat

- Mechanically tested durable handle assembly
- Insulated hand grip
- Operating temperature range: 50°C - 300°C

*Unit tested under controlled conditions. Variables may affect the outcome

2 YEAR



9 SLICE TSA1009

SPECIFICATIONS

POWER	: 2.15kW
VOLTAGE	: 230V
COOKING SURFACE	: 330 X 355MM
DIMENSIONS	: 355 X 466 X 327MM
WEIGHT	: 11KG

OTHER ORDER CODES TEFLON COVER TCT0001

Note

Toaster cover sold separately

FEATURES

- Certified food safe Teflon coating
- Optimally balanced heat to ensure even toasting on top and bottom*
- Adjustable top plate for a variety of food thicknesses

- Mechanically tested durable handle assembly
- Insulated hand grip
- Operating temperature range: 50°C- 240°C

*Unit tested under controlled conditions. Variables may affect the outcome

2 YEAR



9 SLICE NON-STICK PLATES TSA2009

SPECIFICATIONS

POWER	: 2.15kW
VOLTAGE	: 230V
COOKING SURFACE	: 330 X 355MM
DIMENSIONS	: 355 X 466 X 327MM
WEIGHT	: 11KG

TOASTER - COVER

TEFLON COVER FOR 9 SLICE TOASTERS TCT0001

FEATURES

- Non Stick Teflon Toaster Cover
- Maximum operating temperature 240°C
- Dishwasher safe



TOASTERS - PANINI

FEATURES

- Ribbed top and bottom plates
- Optimally balanced heat to ensure even toasting on top and bottom*
- Certified cooking grade cast aluminium plates

- Adjustable top plate for a variety of food thicknesses
- Insulated hand grip
- Operating temperature range: 50°C - 300°C

*Unit tested under controlled conditions. Variables may affect the outcome

2 YEAR



9 SLICE - TOP & BOTTOM TSA9009

SPECIFICATIONS

POWER	: 2.15kW
VOLTAGE	: 230V
COOKING SURFACE	: 330 X 355MM
DIMENSIONS	: 355 X 466 X 327MM
WEIGHT	: 11KG

FEATURES

- Certified food safe Teflon coating
- Optimally balanced heat to ensure even toasting on top and bottom*
- Adjustable top plate for a variety of product thicknesses
- Ribbed top and flat bottom for a more sophisticated sandwich presentation

- Independent plate control enables operator to use as a flat top only, while the top plate is switched off
- Insulated hand grip
- Operating temperature range: 50°C - 240°C

*Unit tested under controlled conditions. Variables may affect the outcome

2 YEAR



9 SLICE - DELUXE - NON-STICK TSA5009

SPECIFICATIONS

POWER	: 1.97kW
VOLTAGE	: 230V
COOKING SURFACE	: 330 X 355MM
DIMENSIONS	: 355 X 466 X 327MM
WEIGHT	: 11KG

PANINI GRILL

FEATURES

- Thermostatically controlled between 50°C - 300°C
- Heavy duty cast iron plates

- Self balancing upper grill plate
- Removable fat tray

2 YEAR



CAST IRON PGT0001

SPECIFICATIONS

POWER	: 2.6kW
VOLTAGE	: 230V
DIMENSIONS	: 410 X 378 X 205MM
WEIGHT	: 20.5KG

TOASTER - PANINI - GAS

FEATURES

- Perfect for outside catering needs like food trucks or when the electricity supply is limited
- Adjustable top plate for a variety of food thicknesses

- Heat resistant handle
- Ribbed top and bottom die-cast aluminium plate



9 SLICE TSA9209

SPECIFICATIONS	
POWER OUTPUT	: 6000 BTU
DIMENSIONS	: 355 X 466 X 327MM
WEIGHT	: 14KG
COOKING SURFACE	: 330 X 355MM
REGULATOR	: Yes
AVAILABLE IN	: LPG & NG (NG on request only)



TOASTER/GRILLER

FEATURES

- Unit designed to function in the rigorous and demanding environment of busy kitchens in the hospitality industry
- Operating temperature range of 50°C to 250°C
- Large area, heavy duty, 8MM thick steel cooking and toasting plate for effective heat distribution and retention


- Neutrally balanced top plate with positive latching mechanism.
- Full width removable fat/crumb tray
- To conserve energy, keep the unit on with the top plate closed when not in use



HEAVY DUTY FTH0001

SPECIFICATIONS	
POWER	: 3.4kW
VOLTAGE	: 230V
COOKING SURFACE	: 530 X 290MM
DIMENSIONS	: 553 X 347 X 555MM
WEIGHT	: 37KG

OTHER ORDER CODES
TOASTER SHEET - TEFLON
FTH1001



CONVEYOR TOASTERS

FEATURES

- This compact unit is ideal for breakfast buffets in hotels and restaurants
- Variable conveyor speed with toast and bun heat settings
- Individual heat controls for top and bottom elements
- Unit can be set for front or rear service



300 SLICES/HR CTK2001

SPECIFICATIONS	
POWER	: 2.6kW
VOLTAGE	: 230V
DIMENSIONS	: 354 X 769 X 428MM
WEIGHT	: 16KG
CAPACITY	: Approx. 300 slices/HR



450 SLICES/HR - WIDE MOUTH CTK2002

SPECIFICATIONS	
POWER	: 2.6kW
VOLTAGE	: 230V
DIMENSIONS	: 474 X 769 X 428MM
WEIGHT	: 21KG
CAPACITY	: Approx. 450 slices/HR



VERTICAL BUN TOASTER

FEATURES

- Single conveyor feed
- Large surface area heating plate
- Insulated heating plate
- Fast conveyor speed
- Stepped plate design (heel and crown)

- Adjustable plate depth for bun thickness
- 22 Buns per min @ 70°C core
- 25-Second throughput
- Energy consumption, 0.4 kW/HR
- Dedicated, marked heel and crown entry

SINGLE SLOT VTA0101

SPECIFICATIONS	
POWER	: 2.2kW
VOLTAGE	: 230V
DIMENSIONS	: 702 X 327 X 568MM
OUTPUT	: 22 buns per MIN
	: 1020 buns/HR
WEIGHT	: 28KG

OTHER ORDER CODES
VERTICAL TOASTER ANVIL
TEFLON SHEET
XVTA0102
480 X 430MM



MANUAL LIFT TOASTERS

FEATURES

- Fitted with a removable crumb tray
- Timer with audible bell
- S/Steel construction



- Manual lift
- Rocker switch to conserve energy

4 SLICE TSK0004

SPECIFICATIONS	
POWER	: 2.24kW
VOLTAGE	: 230V
DIMENSIONS	: 370 X 210 X 225MM
WEIGHT	: 4KG
CAPACITY	: Up to 4 slices



6 SLICE TSK0006

SPECIFICATIONS	
POWER	: 3.24KW
VOLTAGE	: 230V
DIMENSIONS	: 460 X 210 X 225MM
WEIGHT	: 6KG
CAPACITY	: Up to 6 slices

avenia

FEATURES

- Selector control for choosing two, four or all six slots
- Handmade in the UK
- Mechanical timer



- Manually operated eject lever to keep items warm until needed
- Built for commercial use

6 SLICE TSD0006

SPECIFICATIONS	
OUTPUT	: Approx 240 slices/HR
POWER	: 3kW
VOLTAGE	: 220V
DIMENSIONS	: 460 X 210 X 220MM
WEIGHT	: 5.1KG
CAPACITY	: Up to 6 slices

Dualit

SAUCE WARMER - DIP - A - LAIT

FEATURES

- For ice cream dips, chocolate, caramel sauces and even gravies
- Includes 2 inserts (2 x 2LT)

- Dry heat
- Variable heat control



2 DIVISION DLA0002

SPECIFICATIONS	
CAPACITY	: 4LT
POWER	: 0.125kW
VOLTAGE	: 230V
DIMENSIONS	: 340 X 247 X 307MM
WEIGHT	: 4KG

ANVIL

WAFFLE BAKERS

FEATURES

- Thermostat inside the unit is pre-set at 200°C. The timer function can be used to bake the waffles to the required finish
- Double plate units can be independently operated, saving money through energy efficiency



1 PLATE WBA0001

SPECIFICATIONS	
POWER	: 0.8kW
VOLTAGE	: 230V
PLATE DIAMETER	: 185MM
DIMENSIONS	: 255 X 370 X 260MM
WEIGHT	: 7KG



2 PLATE WBA0002

SPECIFICATIONS	
POWER	: 1.6kW
VOLTAGE	: 230V
PLATE DIAMETER	: 185MM each
DIMENSIONS	: 510 X 370 X 260MM
WEIGHT	: 14KG

WAFFLE BAKERS - BELGIAN

FEATURES

- Anvil's Belgian style waffle bakers are ideally suited for use in kitchens, coffee shops, outdoor markets and ice cream parlours
- Units are fitted with a digital programmable control for heat and time settings
- Audible alarm on completion of the programmed time
- Teflon coated top and bottom



1 PLATE WBA1001

SPECIFICATIONS	
POWER	: 1.0kW
VOLTAGE	: 230V
PLATE DIAMETER	: 190MM
DIMENSIONS	: 255 X 440 X 290MM
WEIGHT	: 11KG



2 PLATE WBA1002

SPECIFICATIONS	
POWER	: 2.0kW
VOLTAGE	: 230V
PLATE DIAMETER	: 190MM each
DIMENSIONS	: 520 X 440 X 290MM
WEIGHT	: 22KG

ANVIL

PANCAKE AND OMELETTE MACHINE

FEATURES

- Warming drawer fitted to keep the baked product warm
- 400MM diameter Teflon coated cast aluminium cooking surface
- Teflon coated
- Wooden spatula included
- Perfect for pancakes, crepes and flap jacks



PANCAKE & OMELETTE MACHINE PMA1011

SPECIFICATIONS

VOLTAGE	: 230V
POWER	: 3kW
DIMENSIONS	: 450 X 485 X 240MM
WEIGHT	: 20KG

CHICKEN GRILLERS

FEATURES

- Produces 8 delicious chickens at a time (CGA0008)
- Produces 16 delicious chickens at a time (CGA0016)
- Hot air circulation using a fan to ensure even heat distribution
- Drip tray included
- Operating temperature: 50°C - 250°C



8 BIRD CGA0008

SPECIFICATIONS

CAPACITY	: 8 x 1.2KG chickens
POWER	: 2,7kW
VOLTAGE	: 230V
DIMENSIONS	: 743 X 567 X 587MM
WEIGHT	: 35KG
COOKING TIME	: Approx 1 HR 40MIN @ 180°C

Note

Power cable not included



16 BIRD CGA0016

SPECIFICATIONS

CAPACITY	: 16 x 1.2KG Chickens
POWER	: 5kW
VOLTAGE	: 230V - 2 phase (N+E)
DIMENSIONS	: 943 X 560 X 617MM
WEIGHT	: 55KG
COOKING TIME	: Approx 1 HR 30MIN @ 180°C

Note

Power cable not included

CONVECTION OVENS - MECHANICAL

FEATURES

- S/Steel exterior and interior
- Rounded interior corners and removable shelf runners ensure ease of cleaning
- A bake timer is also included to automatically switch off after a preset period
- Grill element ideal for browning and grilling for Prima Pro



- Interior light is fitted as a standard feature
- The oven is fan assisted and fitted with a custom designed baffle plate. Achieving excellent temperature distribution ensures reliable baking uniformity and perfectly baked products on both sides, making it superior to static ovens.
- Operating temperature: 50°C - 300°C

PRIMA COA1003

SPECIFICATIONS

POWER	: 2.4kW
VOLTAGE	: 230V
DIMENSIONS	: 602 X 652 X 596MM
CHAMBER DIMENSIONS	: 470 X 330 X 350MM - 2 fans
RUNNER SPACING	: 40 - 70MM
WEIGHT	: 34KG
INCLUDES	: 4 X Chrome grids - 445 X 320MM : Timer function
SHELF CAPACITY	: 4

Note

Refer to page 43 for trays & grids



PRIMA PRO - GRILL & TIMER COA1004

SPECIFICATIONS

POWER	: 2.4kW
VOLTAGE	: 230V
DIMENSIONS	: 602 X 652 X 596MM
CHAMBER DIMENSIONS	: 470 X 330 X 350MM - 2 fans
RUNNER SPACING	: 40 - 70MM
WEIGHT	: 34KG
INCLUDES	: 4 X Chrome grids - 445 X 320MM : Grill function and timer
SHELF CAPACITY	: 4

Note

Refer to page 43 for trays & grids

FEATURES

- Can accommodate 600 x 400mm baking trays and GN1/1 pans
- Steam injection for manual humidity control which allows for browning of pastry and bread products
- Operating temperature: 50°C - 300°C

- Easily removable inner glass for cleaning
- The oven's fans and custom baffle plate ensure consistent temperature distribution, even when fully loaded.



GRANDE FORNI COA1005

SPECIFICATIONS

POWER	: 5.6kW
VOLTAGE	: 230V - 2 phase (N+E)
DIMENSIONS	: 835 X 800 X 596MM
CHAMBER DIMENSIONS	: 704 X 494 X 352MM
RUNNER SPACING	: 75MM
WEIGHT	: 67KG
INCLUDES	: 2 X chrome grids
SHELF CAPACITY	: 4

Note

Power cable not included
Refer to page 43 for trays

PROOFING CABINET

FEATURES

- Double glass doors for space saving and viewing
- Sturdy top to place oven on

- Accommodates 9 x 600 x 400MM baking trays
- Six heat settings for versatile proofing

PROVER POA0001

SPECIFICATIONS

POWER	: 0.75kW
VOLTAGE	: 230V
DIMENSIONS	: 860 X 510 X 695MM
RUNNER SPACING	: 70MM
WEIGHT	: 42KG

OTHER ORDER CODES

**BAKING TRAY ALUMINIUM
BTA0011**

Note

Trays not included - sold separately



GRANDE FORNI OVEN STAND

FEATURES

- Flat pack construction
- Easy to assemble, instructions and tool supplied

- Removable chrome plated shelf runners for easy cleaning
- Provision for 8 baking trays or full size 1/1GN pans

GRANDE FORNI STAND COR0005

SPECIFICATIONS

DIMENSIONS	: 840 X 710 X 900MM
SUITABLE FOR	: COA1005



COMBI STEAM OVENS - MECHANICAL

FEATURES

- Can accommodate 600 x 400MM trays or GN1/1 pans
- Single large capacity circulating fan
- Steam injection controlled by energy regulator with 5 settings

- Slam shut door handle
- Excellent heat distribution and airflow

6 PAN COA2006-R01

SPECIFICATIONS

CAPACITY	: 6 Trays 600 X 400MM or GN1/1
POWER	: 12kW
VOLTAGE	: 380V - 3 phase - 50Hz (N+E)
RUNNER SPACING	: 80MM
CHAMBER DIMENSIONS	: 702 X 570 X 628MM
DIMENSIONS	: 1007 X 1061 X 856MM
WEIGHT	: 124KG

Note

Power cable not included
Requires to be installed by a qualified electrical installer
Refer to page 43 for trays



10 PAN COA2010-R01

SPECIFICATIONS

CAPACITY	: 10 Trays 600 X 400MM or GN1/1
POWER	: 18kW
VOLTAGE	: 380V - 3 phase - 50Hz (N+E)
RUNNER SPACING	: 80MM
CHAMBER DIMENSIONS	: 702 X 570 X 988MM
DIMENSIONS	: 1007 X 1061 X 1213MM
WEIGHT	: 145KG

Note

Power cable not included
Requires to be installed by a qualified electrical installer
Refer to page 43 for trays



COMBI OVEN - STANDS

FEATURES

- Removable chrome plated shelf runners for easy cleaning
- Provision for 8 baking trays or full size 1/1GN pans

COMBI OVEN - STAND (FOR 6 PAN OVEN) COA1011

SPECIFICATIONS

DIMENSIONS	: 860 X 750 X 725MM
SUITABLE FOR	: COA2006-R01 AND COA2010-R01

COMBI OVEN - LOW STAND (FOR 10 PAN OVEN) COA1110

SPECIFICATIONS

DIMENSIONS	: 860 X 725 X 600MM
SUITABLE FOR	: COA2010-R01



COMBI STEAM OVEN - MECHANICAL

FEATURES

- Heavy duty full S/Steel construction
- Manual steam injection system with preheated boiler for instant effective steaming
- Large full view glass door with cool touch locking handle
- Fan will automatically switch off when oven door is opened
- Slam shut door handle
- Roll in trolley included
- Convenient trolley system for fast loading and unloading
- Operating temperature: 50°C - 250°C
- New improved handle design



20 PAN COA2020

SPECIFICATIONS

POWER RATING	: 36kW
VOLTAGE	: 380V - 3 phase - 50Hz (N+E)
DIMENSIONS	: 1008 X 928 X 1970MM
CHAMBER DIMENSIONS	: 506 X 642 X 1490MM
CAPACITY	: 20 trays - GN 1/1
WEIGHT	: 350KG
WATER INLET (BSP)	: 3/4"
WATER OUTLET (BSP)	: 1 1/4"
INCLUDES	: 20 X Grill shelves

Note

Requires to be installed by a qualified electrical installer
Power cable not included

OTHER ORDER CODES

20 PAN - ROLL IN TROLLEY ONLY
COT2020

Note

Trolley included
Refer to page 43 for trays

CONVECTION OVEN - GAS

FEATURES

- Commercial gas oven with electric controls.
- Body constructed in S/Steel and with vitreous enamel interior, with two double glazed dependent doors.
- Dual low pressure mixing fans for even baking.
- Temperature range 75°C - 295°C
- Raised legs for convenient operating height.
- Electric spark ignition with flame failure.
- 11 Shelf positions.



11 PAN COA4010


SPECIFICATIONS

POWER RATING	: 1.5kW
VOLTAGE	: 230V
GAS	: LPG
BTU BURNERS	: 54000 BTU
DIMENSIONS	: 967 X 1099 X 1384MM
CAPACITY	: 11 trays - GN 1/1
WEIGHT	: 185KG

Note

Requires single phase electrical connection
Requires to be connected by an approved gas installer
Supplied with 3 shelves

TRAYS



**BAKING TRAY
ALUSTEEL SOLID**
BTA0535
535 X 325 X 10MM



**BAKING TRAY
ALUSTEEL
PERFORATED**
BTA1535
535 X 325 X 10MM




**GN1/1 FRY BASKET
S/STEEL**
STS0530
530 X 330 X 40MM



**BAKING TRAY
ALUSTEEL
PERFORATED**
COR3003
600 X 400 X 10MM



**BAKING TRAY
ALUMINIUM
SOLID**
BTA0011
600 X 400 X 20MM



CHROME GRID
COR3001
600 X 400MM



GRILL SHELF
COS1020
535 x 330MM



CHICKEN RACK
COR1020
535 x 330MM

TRAYS BELOW ONLY SUITABLE FOR PRIMA OVENS



**BAKING TRAY
ALUSTEEL
PERFORATED**
COA0010
435 X 315 X 10MM



**BAKING TRAY
ALUMINIUM
SOLID**
COA2004
435 X 315 X 10MM



CHROME GRID
COA2003
445 X 332MM



PIZZA OVENS

FEATURES

- 3 x Heating elements for accurate heat distribution
- 2 ceramic plates
- Suitable for fresh or frozen pizza
- Temp range 60°C - 400°C
- 15 min timer


TWIN SHELF - SMALL
POA1001

SPECIFICATIONS

CAPACITY	: 2 Standard size pizzas - 300MM
VOLTAGE	: 230V
POWER	: 2.85kW
DIMENSIONS	: 588 X 645 X 468MM
CHAMBER DIMENSIONS	: 470 X 487 X 239MM
WEIGHT	: 38KG

FEATURES

- 2 x Ceramic plates - single deck
- Dial temperature gauge
- Dual thermostats for accurate control of top and bottom temperature
- Robust construction with high efficiency insulation


SINGLE DECK
POA1120

SPECIFICATIONS

VOLTAGE	: 380V - 3 phase (N+E)
POWER	: 7.2kW
DIMENSIONS	: 890 X 430 X 1060MM
WEIGHT	: 80KG
MAX TEMPERATURE	: 500°C
CHAMBER DIMENSIONS	: 610 X 900 X 140MM

FEATURES

- Accurate control of conveyor speed
- Individual top and bottom temperatures
- Touch control panel prevents accidental adjustment
- 350MM wide conveyor makes this oven extremely flexible and ideal for pizzas or sub sandwiches
- Variable individual heat controls and adjustable conveyor speed allows the user to bake a range of different products
- Compact in size and stackable allows for maximum use of working space
- Reversible conveyor


DIGITAL CONVEYOR
POA2001

SPECIFICATIONS

VOLTAGE	: 230V - 2 phase - 50Hz (N+E)
POWER	: 6.7kW
DIMENSIONS	: 1499 X 674 X 436MM
CONVEYOR WIDTH	: 350MM
WEIGHT	: 46KG
MAX TEMPERATURE	: 300°C

DECK OVENS - ELECTRIC

FEATURES

- Robust construction
- Front face S/Steel
- Side, top and rear panels painted mild steel
- 120min mechanical timer
- Max temperature 300°C
- Glass viewing window
- Top and bottom elements are independently controlled
- Interior light


2 TRAYS - SINGLE
DOA3001

SPECIFICATIONS

CAPACITY	: 4 Standard size pizzas 300MM
VOLTAGE	: 230V - (Can be wired as 1 or 3 phase)
POWER	: 6.5kW
DIMENSIONS	: 1220 X 875 X 570MM
CHAMBER DIMENSIONS	: 870 X 660 X 200MM
WEIGHT	: 68KG
INCLUDES	: 2 Baking trays - 600 X 400MM


4 TRAYS - DOUBLE
DOA3002

SPECIFICATIONS

CAPACITY	: 8 Standard size pizzas 300MM
VOLTAGE	: 380V - 3 phase (N+E)
POWER	: 13kW
DIMENSIONS	: 1220 X 875 X 950MM
CHAMBER DIMENSIONS	: 870 X 660 X 200MM
WEIGHT	: 127KG
INCLUDES	: 4 Baking trays - 600 X 400MM


6 TRAYS - TRIPLE
DOA3003

SPECIFICATIONS

CAPACITY	: 12 Standard size pizzas 300MM
VOLTAGE	: 380V - 3 phase (N+E)
POWER	: 19.5kW
DIMENSIONS	: 1220 X 875 X 1451MM
CHAMBER DIMENSIONS	: 870 X 660 X 200MM
WEIGHT	: 175KG
INCLUDES	: 6 Baking trays - 600 X 400MM

9 TRAYS - TRIPLE
DOA4003

SPECIFICATIONS

CAPACITY	: 18 Standard size pizzas 300MM
VOLTAGE	: 380V - 3 phase (N+E)
POWER	: 29.25kW
DIMENSIONS	: 1620 X 875 X 1500MM
CHAMBER DIMENSIONS	: 1480 X 660 X 200MM
WEIGHT	: 225KG
INCLUDES	: 9 Baking trays - 600 X 400MM

OTHER ORDER CODES

CERAMIC PLATE - 600 X 400MM

DOA0011

STAND ONLY -M/STEEL (BLACK)

DOS0002

DECK OVEN STACKING KIT

DOS1001

DECK OVENS - GAS

FEATURES

- Robust construction with S/Steel facia panel and door
- Max temperature 300°C
- Unique burner design for even temperature distribution
- Glass viewing window

- Top and bottom burners thermostatically controlled
- Interior light
- Includes timer
- Fully automatic ignition system



2 TRAYS - SINGLE DOA5001

SPECIFICATIONS

CAPACITY	: 4 Standard size pizza - 300MM
GAS	: LPG
OUTPUT	: 36000 BTU
VOLTAGE	: 230V - 50Hz
POWER	: 0.2kW
DIMENSIONS	: 1340 X 900 X 630MM
CHAMBER DIMENSIONS	: 860 X 640 X 200MM
WEIGHT	: 100KG
INCLUDES	: 2 Baking trays - 600 X 400MM
REGULATOR	: No

Note

Heavy duty gas products to be connected by an approved gas installer



4 TRAYS - DOUBLE DOA5002

SPECIFICATIONS

CAPACITY	: 8 Standard size pizza - 300MM
GAS	: LPG
POWER OUTPUT	: 72000 BTU
VOLTAGE	: 230V
POWER	: 0.4kW
DIMENSIONS	: 1340 X 900 X 1260MM
CHAMBER DIMENSIONS	: 860 X 640 X 200MM (Each)
WEIGHT	: 170KG
INCLUDES	: 4 Baking trays - 600 X 400MM
REGULATOR	: No

Note

Heavy duty gas products to be connected by approved gas installer

DECK OVEN - GAS



6 TRAYS - TRIPLE DOA5003

SPECIFICATIONS

CAPACITY	: 12 Standard size pizza - 300MM
GAS	: LPG
POWER OUTPUT	: 108000 BTU
VOLTAGE	: 230V
POWER	: 0.6kW
DIMENSIONS	: 1340 X 900 X 1720MM
CHAMBER DIMENSIONS	: 860 X 640 X 200MM (Each)
WEIGHT	: 246KG
INCLUDES	: 6 Baking trays - 600 X 400MM
REGULATOR	: No

OTHER ORDER CODES

CERAMIC PLATE - 600 X 400MM

DOA0011

STAND ONLY - M/STEEL (BLACK)

DOS0002

DECK OVEN STACKING KIT

DOS1001

Note

Heavy duty gas products to be connected by an approved gas installer

SALAMANDER - GAS

FEATURES

- Full S/Steel construction
- Brackets provided to secure unit to wall
- Top surface with wire grid to allow for plate warming
- Adjustable levelling feet
- Provided with removable back cover so that unit can be used as pass through hatch
- High performance radiant ceramic burner
- Controls with flame failure safety
- Unit provided with LPG regulator and hose



75LT SAG0002

SPECIFICATIONS

GAS	: LPG
POWER OUTPUT	: 21800 BTU
DIMENSIONS	: 897 X 493 X 510MM
WEIGHT	: 30KG
REGULATOR	: Yes

Note

Heavy duty gas products to be connected by an approved gas installer

SALAMANDERS - ELECTRIC

FEATURES

- Robust S/Steel construction with adjustable height to suit different cooking applications

2 YEAR



ADJUSTABLE SAK0600

SPECIFICATIONS

POWER	: 4.0kW
VOLTAGE	: 230V - 2 phase (N+E)
DIMENSIONS	: 600 X 510 X 528MM
WEIGHT	: 45KG

Note

Requires to be installed by a qualified electrical installer

FEATURES

- Comes standard with 1 crumb tray (Removable cover allows for front and rear access) For SAA0001 and SAA0003 only

2 YEAR



QUARTZ SAA0001

SPECIFICATIONS

POWER	: 3.0kW
VOLTAGE	: 230V
DIMENSIONS	: 728 X 350 X 428MM
SHELF DIMENSIONS	: 330 X 640MM
RUNNER SPACING	: 65MM
WEIGHT	: 16KG

INCOLOY SAA0003

SPECIFICATIONS

POWER	: 2.8kW
VOLTAGE	: 230V
DIMENSIONS	: 728 X 350 X 428M
SHELF DIMENSIONS	: 330 X 640MM
RUNNER SPACING	: 65MM
WEIGHT	: 16KG

INCOLOY SAA0005

SPECIFICATIONS

POWER	: 3.0kW
VOLTAGE	: 230V
DIMENSIONS	: 480 X 316 X 379MM
SHELF DIMENSIONS	: 240 X 380MM
RUNNER SPACING	: 50MM
WEIGHT	: 10KG



CONVECTION OVENS - MECHANICAL

FEATURES

- Digital or manual controls: precision and practicality
- Convection cooking
- Cooking chamber in high resistance S/Steel AISI 430
- Electromechanical control: digital or manual

2 YEAR



CABOTO - MANUAL NO HUMIDITY COP5024

SPECIFICATIONS

POWER VOLTAGE	: 3.3kW - 230V - 50/60 Hz
TEMPERATURE	: 30°C - 260°C
OUTSIDE DIMENSIONS	: 600 X 600 X 540MM
SPACE BETWEEN TRAYS	: 75MM
WEIGHT	: 37KG
CAPACITY	: 4 Trays 480 X 345MM

Note

Refer to page 54 for trays

2 YEAR



CABOTO - DIGITAL WITH HUMIDITY COP8014

SPECIFICATIONS

POWER VOLTAGE	: 6.5kW - 230/400V - 50/60 Hz
TEMPERATURE	: 30°C - 260°C
OUTSIDE DIMENSIONS	: 800 X 760 X 540MM
SPACE BETWEEN TRAYS	: 75MM
WEIGHT	: 55KG
CAPACITY	: 4 Trays 600 X 400MM or GN 1/1

Note

Requires to be installed by a qualified electrical installer
Power cable not included
Refer to page 54 for trays

2 YEAR



CABOTO - MANUAL WITH HUMIDITY COP8004

SPECIFICATIONS

POWER VOLTAGE	: 6.5kW - 230/400V - 50/60 Hz
TEMPERATURE	: 30°C - 260°C
OUTSIDE DIMENSIONS	: 800 X 760 X 540MM
SPACE BETWEEN TRAYS	: 75MM
WEIGHT	: 55KG
CAPACITY	: 4 Trays 600 X 400MM or GN 1/1

OTHER ORDER CODES

800 - S/STEEL STAND COP8001

SPECIFICATIONS

OUTSIDE DIMENSIONS	: 780 X 850 X 940MM
WEIGHT	: 21KG

Note

Requires to be installed by a qualified electrical installer
Power cable not included
Refer to page 54 for trays

COMBI STEAM OVENS - MECHANICAL

FEATURES

- The manual control allows the chef to use the functions simply and intuitively
- Steam and convection cooking
- 3 fan speeds for the user to select the correct airflow
- Cooking chamber in high resistance S/Steel AISI 304
- Manual control or hybrid manual and digital control

2 YEAR WARRANTY

**GALILEI - 4 PAN
COP7204**

SPECIFICATIONS	
POWER	: 6.3kW
VOLTAGE	: 400V 3N~ / 230V 1N~
OUTSIDE DIMENSIONS	: 760 X 720 X 570MM
SPACE BETWEEN TRAYS	: 80MM
WEIGHT	: 55KG
N° TRAYS	: 4
COMPATIBLE TRAYS	: EN 600 X 400 / GN 1/1

**OTHER ORDER CODES
800 - S/STEEL STAND
COP8001**

SPECIFICATIONS	
OUTSIDE DIMENSIONS	: 780 X 850 X 940MM
WEIGHT	: 21KG

Note

Requires to be installed by a qualified electrical installer
Power cable not included
Refer to page 54 for trays

2 YEAR WARRANTY

**GALILEI PLUS - 6 PAN
COP7706**

SPECIFICATIONS	
POWER	: 10.5kW
VOLTAGE	: 400V 3N~ / 230V 1N~
OUTSIDE DIMENSIONS	: 780 X 850 X 830MM
SPACE BETWEEN TRAYS	: 80MM
WEIGHT	: 90KG
N° TRAYS	: 6
COMPATIBLE TRAYS	: EN 600 X 400 / GN 1/1

**OTHER ORDER CODES
800 - S/STEEL STAND
COP8001**

SPECIFICATIONS	
OUTSIDE DIMENSIONS	: 780 X 850 X 940MM
WEIGHT	: 21KG

Note

Requires to be installed by a qualified electrical installer
Power cable not included
Refer to page 54 for trays

COMBI STEAM OVENS - MECHANICAL

2 YEAR WARRANTY

**GALILEI PLUS - 10 PAN
COP7710**

SPECIFICATIONS	
POWER	: 15.7kW
VOLTAGE	: 400V 3N~
OUTSIDE DIMENSIONS	: 780 X 850 X 1200MM
SPACE BETWEEN TRAYS	: 80MM
WEIGHT	: 121KG
N° TRAYS	: 10
COMPATIBLE TRAYS	: EN 600 X 400 / GN 1/1

**OTHER ORDER CODES
S/STEEL STAND
COP7006**

SPECIFICATIONS	
OUTSIDE DIMENSIONS	: 780 X 850 X 600MM
WEIGHT	: 28KG

Note

Requires to be installed by a qualified electrical installer
Power cable not included
Refer to page 54 for trays

2 YEAR WARRANTY

**GALILEI PLUS - 20 PAN
COP7720**

SPECIFICATIONS	
POWER	: 36kW
VOLTAGE	: 400V 3N~
OUTSIDE DIMENSIONS	: 940 X 1000 X 1930MM
SPACE BETWEEN TRAYS	: 66MM
WEIGHT	: 250KG
N° TRAYS	: 20
COMPATIBLE TRAYS	: GN 1/1

Comes standard with 20 tray GN1 trolley
Optional - COP2001 (16 tray 600 X 400 trolley)

**OTHER ORDER CODES
16 TRAY TROLLEY
COP2001**

SPECIFICATIONS	
OUTSIDE DIMENSIONS	: 600 X 400MM

Note

Requires to be installed by a qualified electrical installer
Power cable not included
Refer to page 54 for trays

COMBI STEAM OVENS - DIGITAL

FEATURES

- 7inch touch display
- Wi-Fi connectivity
- Explora smart app
- Usb access
- Offsite monitoring
- Integrated probe
- Ultra - resistant chamber

- Double - chimney system
- Moisture control
- Multi - control
- Pause function
- Multi level cooking
- Pre - set or customized phases

**COLOMBO - 4 PAN
COP7904**

SPECIFICATIONS

POWER	: 9.3kW
VOLTAGE	: 400V 3N~ / 230V 1N~
OUTSIDE DIMENSIONS	: 780 X 850 X 640MM
SPACE BETWEEN TRAYS	: 75MM
WEIGHT	: 70KG
N° TRAYS	: 4
COMPATIBLE TRAYS	: EN 600 X 400 & GN 1/1

OTHER ORDER CODES

800 - S/STEEL STAND

COP8001

SPECIFICATIONS

OUTSIDE DIMENSIONS:	: 780 X 850 X 940MM
WEIGHT	: 21KG

Note

Requires to be installed by a qualified electrical installer
Power cable not included
Refer to page 54 for trays

**COLOMBO - 6 PAN
COP7906**

SPECIFICATIONS

POWER	: 10.5kW
VOLTAGE	: 400V 3N~ / 230V 1N~
WEIGHT	: 90KG
OUTSIDE DIMENSIONS	: 780 X 850 X 830MM
SPACE BETWEEN TRAYS	: 80MM
N° TRAYS	: 6
COMPATIBLE TRAYS	: EN 600 X 400 & GN 1/1

OTHER ORDER CODES

800 - S/STEEL STAND

COP8001

SPECIFICATIONS

OUTSIDE DIMENSIONS	: 780 X 850 X 940MM
WEIGHT:	: 21KG

Note

Requires to be installed by a qualified electrical installer
Power cable not included
Refer to page 54 for trays

2 YEAR



2 YEAR



COMBI STEAM OVENS - DIGITAL

**COLOMBO - 10 PAN
COP7910**

SPECIFICATIONS

POWER	: 15.8kW
VOLTAGE	: 400V 3N~
OUTSIDE DIMENSIONS	: 780 X 850 X 1200MM
SPACE BETWEEN TRAYS	: 80MM
WEIGHT	: 121KG
N° TRAYS	: 10
COMPATIBLE TRAYS	: EN 600 X 400 & GN 1/1

OTHER ORDER CODES

S/STEEL STAND

COP7006

SPECIFICATIONS

OUTSIDE DIMENSIONS	: 780 X 850 X 600MM
WEIGHT	: 28KG

Note

Requires to be installed by a qualified electrical installer
Power cable not included
Refer to page 54 for trays

2 YEAR



2 YEAR


**COLOMBO - 20 PAN
COP7920**

SPECIFICATIONS

POWER	: 36kW
VOLTAGE	: 400V 3N~
WEIGHT	: 250KG
N° TRAYS	: 20
COMPATIBLE TRAYS	: GN 1/1
OUTSIDE DIMENSIONS	: 870 X 1000 X 1930MM
SPACE BETWEEN TRAYS	: 66MM

Comes standard with 20 tray GN1 trolley
Optional - COP2001 (16 tray 600 X 400 trolley)

Note

Requires to be installed by a qualified electrical installer
Power cable not included
Refer to page 54 for trays

ACCESSORIES COMBI STEAM / CONVECTION OVEN



ALUMINIUM BAKING TRAY SOLID

COP3022
480 X 345 X 8MM

Note

Tray for COP 5024 Caboto oven only



GN1/1 FRY BASKET S/STEEL

STS0530
530 X 330M X 40MM



BAKING TRAY ALUMINIUM SOLID

BTA0011
600 X 400 X 20MM



BAKING TRAY ALUSTEEL PERFORATED

COR3003
600 X 400 X 10MM



CHROME GRID

COR3001
600 X 400MM

Note

Suitable for the Grande Forni Ovens, Anvil and Piron Combi Steam Ovens (6 & 10 pan)



16 TRAY TROLLEY

COP2001
SPECIFICATIONS
OUTSIDE DIMENSIONS : 600 X 400MM

EQUIPPED WITH:

- Tray holder 16 trays

Note

Suitable for all 20 Pan Piron Ovens



S/STEEL STAND

COP7006
SPECIFICATIONS
OUTSIDE
DIMENSIONS : 780 X 850 X 600MM
WEIGHT : 28KG

EQUIPPED WITH:

Tray holder for 4 trays

Note

Suitable for all 10 Pan Piron Ovens



S/STEEL STAND

COP8001
SPECIFICATIONS
OUTSIDE
DIMENSIONS : 780 X 840 X 940MM
WEIGHT : 21KG

EQUIPPED WITH:

Tray holder for 8 trays

Note

Suitable for all 4 and 6 Pan Piron Ovens

COMMERCIAL MICROWAVES

MenuMaster Microwaves Offer

- Superior even heating for consistent and delicious food results
- Strength and durability for years of dependable use
- Maximum efficiency ovens that save time and money

Space saving design from beef wellington to bagel sandwiches, salmon fillets to sausages, no matter what you're cooking, you can count on MenuMaster's years of experience to provide the best in high quality commercial microwave ovens.

MenuMaster offers the most complete line of commercial microwave and high speed combination ovens to fit virtually every foodservice need. Durable, powerful and easy to use, MenuMaster commercial microwaves are right at home in even the most demanding environments.

HIGH VOLUME MICROWAVE

FEATURES

- The best choice for high volume operations
- 1800W - ideal for use 70 plus times per day
- Up to 100 programmable menu items
- 11 power levels
- 4 - Stage cooking

- Memory pads can be preset by power level, number of stages and time for fast consistent operation
- 2 magnetrons
- Stackable to save counterspace

1800W



1800W MWM1800

SPECIFICATIONS

CAPACITY : 17LT
VOLTAGE : 230V - 50Hz
POWER : 1800W
EXTERNAL DIMENSIONS : 578 X 343 X 419MM
CAVITY DIMENSIONS : 305 X 171 X 330MM
WEIGHT : 31KG

FEATURES

- 1100W of power for fast heating
- S/Steel interior and exterior for easy cleaning
- Durable construction for years of commercial foodservice use
- Up to 100 programmable menu items
- Stackable to save counter space

1100W



1100W MWM1100

SPECIFICATIONS

CAPACITY : 34LT
VOLTAGE : 230V - 50Hz
POWER : 1100W
EXTERNAL DIMENSIONS : 482 X 349 X 558MM
CAVITY DIMENSIONS : 381 X 216 X 368MM
WEIGHT : 19KG

OTHER ORDER CODES

SHELF MICROWAVE - S/STEEL SMW0001

SPECIFICATIONS

DIMENSIONS : 572 X 524 X 376MM
WEIGHT : 5.7KG

COMMERCIAL MICROWAVES

FEATURES

- 1000W of power for fast heating
- S/Steel interior and exterior for easy cleaning
- Durable construction for years of commercial foodservice use
- Up to 100 programmable menu items
- Stackable to save counter space

1000W



1000W MWM1001

SPECIFICATIONS

POWER	: 1000W
VOLTAGE	: 230V
CAPACITY	: 23LT
DIMENSIONS EXTERIOR	: 512 X 403 X 310MM
DIMENSIONS CAVITY	: 330 X 330 X 197MM
WEIGHT	: 13.6KG

OTHER ORDER CODES

SHELF MICROWAVE - S/STEEL

SMW0001

SPECIFICATIONS

DIMENSIONS	: 572 X 524 X 376MM
WEIGHT	: 5.7KG

MENUMASTER
Commercial

FEATURES

- 11 Variable cooking controls
- 20 Memory settings
- Easy to grip handles
- Double quantity facility
- Express defrost facility
- Solid, S/Steel cavity / cabinet
- Suitable for cafeteria, office, convenience store

1000W



1000W MWS1000

SPECIFICATIONS

POWER	: 1000W
VOLTAGE	: 230 - 240V/50Hz
FUSE	: 16 Amp
CAPACITY	: 28LT
DIMENSIONS EXTERIOR	: 520 X 406 X 309MM
DIMENSIONS CAVITY	: 351 X 372 X 211MM
WEIGHT:	: 18KG

OTHER ORDER CODES

SHELF MICROWAVE - S/STEEL

SMW0001

SPECIFICATIONS

DIMENSIONS	: 572 X 524 X 376MM
WEIGHT	: 5.7KG

SHARP
Be Original.

SEMI-COMMERCIAL MICROWAVE

FEATURES

- Durable S/Steel interior and exterior
- Robust aluminium handle
- Full sleep mode (energy saver)
- Digital display indicates power, level, time, and program

1000W MWA0001

SPECIFICATIONS CONTROLS

: 5 Adjustable levels
: 3 Stage cooking
: 100 user - defined programs

CAPACITY

: 25LT cavity

POWER

: 1.0kW

VOLTAGE

: 230V - 50Hz

DIMENSIONS

: 431 X 311 X 511MM

WEIGHT

: 14.7KG

OTHER ORDER CODES

SHELF MICROWAVE - S/STEEL

SMW0001

SPECIFICATIONS

DIMENSIONS

: 572 X 524 X 376MM

WEIGHT

: 5.7KG



avenia

INDUCTION WARMER

What Is Induction?

Put simply, an induction-cooker element is a powerful, high-frequency electromagnet, with the electromagnetism generated by sophisticated electronics in the "element" below the unit's glass surface. When a good-sized piece of magnetic material such as, a S/Steel pot is placed in the magnetic field that the element is generating, the field transfers ("induces") energy into that metal. That transferred energy causes the metal (S/Steel pot) to become hot. By controlling the strength of the electromagnetic field, we can control the amount of heat being generated in the cooking vessel and we can change that amount instantaneously.

Please note that all of our S/Steel Infinity and Global pots and sauce-pans are Induction friendly

- Warmer must only be used in buffet heating application, must not be used for cooking
- Warmer is not for heating up water in chafing dish.
- Water must be pre-heated before being poured into water pan
- Water must be kept below 90°C, to keep food warm



SINGLE IND0002

SPECIFICATIONS

OUTPUT	: 2.0kW
POWER:	: 2.0kW
VOLTAGE	: 230V - 50Hz
DIMENSIONS	: 302 X 372 X 77MM
WEIGHT	: 3.2KG

FEATURES

- Complete (1MM) 304 S/Steel with polished finish
- Non slip feet



INDUCTION STAND IHS1000

SPECIFICATIONS

OUTER DIMENSIONS	: 475 X 400 X 85MM
INNER DIMENSIONS	: 300(W) X 370MM (L)

Note

Compatible with IND0002

Electro Chef

INDUCTION WARMER

FEATURES

- LED Display
- Timer 0-180min
- 1 - 8 Power Levels (1800W+1300W)
- 1 - 8 Temperature Setting
- Temperature Range: 60°C~240°C
- Touch Control
- Double plate-separately controllable
- Electronic overheating protection

NEW



DOUBLE IND1002

SPECIFICATIONS	
POWER	: 3100W
VOLTAGE	: 230V
DIMENSIONS	: 290 X 510 X 90MM
WEIGHT	: 9KG

INDUCTION COOKERS

FEATURES

- Material: S/Steel body
- LED display
- Timer 0 - 180min
- 1 - 10 Power levels (500 - 3500W) - Per plate
- 1 - 10 Temperature setting
- Temperature range: 60°C~240°C
- Touch panel
- Electronic overheating protection

IMPROVED



SINGLE IND2001

SPECIFICATIONS	
POWER	: 3500W
VOLTAGE	: 230V
DIMENSIONS	: 330 X 425 X 105MM
WEIGHT	: 10KG

NEW



DOUBLE IND2002

SPECIFICATIONS	
POWER	: 7000W
VOLTAGE	: 230V
DIMENSIONS	: 683 X 430 X 110MM
WEIGHT	: 18KG

INDUCTION HEATING PLATE

FEATURES

- Enables non-induction cookware to be used on any induction cook top
- Dishwasher safe



INDUCTION HEATING PLATE

IHP2000

SPECIFICATIONS

DIMENSIONS : 235 X 5MM

INDUCTION COOKER

FEATURES

- LED display
- Touch control
- Timer 0 - 180min
- Temperature range: 60°C to 240°C
- Electronic overheat protection



WOK IND2000

SPECIFICATIONS

POWER	: 3500W
VOLTAGE	: 230V
DIMENSIONS	: 340 X 340 X 120MM
WEIGHT	: 6KG

OTHER ORDER CODES

WOK ROUND BOTTOM S/STEEL
WRS1036 - 360MM

HOT TRAY

FEATURES

- Toughened glass
- Material: S/Steel body
- Temperature range: 60°C~105°C
- Electric radiant Heating film
- Knob control
- Two handles

NEW



HOT TRAY HTE1000

SPECIFICATIONS

POWER	: 230W
VOLTAGE	: 230V
DIMENSIONS	: 615 X 363 X 52MM
WEIGHT	: 11KG

RISER SHELVES

FEATURES (HEATED)

- Keeps food warm at the right temperature to be served
- Perfect for restaurants, canteens and fast food lines
- Easy pass-through and access from kitchen
- Can be used as a plate warmer

- Power light to indicate when element is energised, only the top shelf is energized with an element.
- Element configuration provides even heat distribution

1100MM RSA1100

SPECIFICATIONS

POWER RATING	: 1.5kW
VOLTAGE	: 230V
DIMENSIONS	: 1138 X 390 X 500MM
WEIGHT	: 12KG

1700MM RSA1700

SPECIFICATIONS

POWER RATING	: 2.3kW
VOLTAGE	: 230V
DIMENSIONS	: 1738 X 390 X 500MM
WEIGHT	: 17KG

1100MM NEUTRAL RSA1101

SPECIFICATIONS

DIMENSIONS	: 1060 X 390 X 500MM
WEIGHT	: 10KG

1700MM NEUTRAL RSA1701

SPECIFICATIONS

DIMENSIONS	: 1660 X 390 X 500MM
WEIGHT	: 17KG



(Heated)

(Neutral)

RICE COOKER

FEATURES

- Max. cooking capacity 6KG
- High quality durable painted casing
- Thick aluminum inner pot
- Heavy duty heating element



8.5LT RCA1008

SPECIFICATIONS

CAPACITY	: 8.5LT
VOLTAGE	: 230V
POWER	: 2650W
DIMENSIONS	: 495 X 495 X 300MM
WEIGHT	: 8.7KG



avenia

PLATE WARMERS

FEATURES

- Preset thermostat



DROP IN PWK1001

SPECIFICATIONS

VOLTAGE	: 230V
POWER	: 0.4kW
DIMENSIONS	: 405 circumference X 728MM
WEIGHT	: 19KG
PLATE GUIDES	: 3 (Per compartment)
PLATE CAPACITY	: Approx 40 (Varies with plate thickness)
PLATE SIZE	: 200 - 280MM
MAX PLATE SIZE	: 280MM Diameter
CUT DIAMETER	: 385MM
REQ CABINET DEPTH	: 775MM

FEATURES

- Full S/Steel double wall construction with adjustable shelf position offers flexibility, and can hold up to 60 plates
- Preset-thermostat
- This portable unit is ideal for buffets and caterers



SINGLE DOOR PWK0001

SPECIFICATIONS

VOLTAGE	: 230V
POWER	: 0.75kW
DIMENSIONS	: 450 X 485 X 850MM
WEIGHT	: 34KG
MAX PLATE SIZE	: 360MM Diameter

DECORATIVE FOOD DISPLAY LAMPS



MATT BLACK DDL1000

SPECIFICATIONS

VOLTAGE	: 230 V
POWER	: 250W
WEIGHT	: 1.5KG
DIMENSIONS	: 320 X 320 X 340MM

MATT SILVER DDL1001

SPECIFICATIONS

VOLTAGE	: 230 V
POWER	: 250W
WEIGHT	: 1.5KG
DIMENSIONS	: 320 X 320 X 340MM

Note

Excludes globe



OTHER ORDER CODES

FOR GENERAL LIGHTING

60W GLOBE - SCREW IN (MIRROR BACK)

XULM0063

FOR HEATING AND LIGHTING

250W GLOBE - SCREW IN (SATIN IR)

XPMK4025

PLATE LOWERATORS

FEATURES

- Temperature control via thermostat
- Double skin S/Steel construction reduces heat loss and improves the strength of the unit
- Adjustable plate guides
- Adjustable spring tension



HEATED - MOBILE PLK0001

SPECIFICATIONS

VOLTAGE	: 230V
POWER	: 0.4kW
DIMENSIONS	: 483 X 506 X 914MM
WEIGHT	: 31KG
PLATE GUIDES	: 3 (Per compartment)
PLATE CAPACITY	: Approx 40 (Varies with plate thickness)
PLATE SIZE	: 200 - 300MM
MAX PLATE SIZE	: 300MM Diameter



HEATED DOUBLE - MOBILE PLK0002

SPECIFICATIONS

VOLTAGE	: 230V
POWER	: 0.8kW
DIMENSIONS	: 483 X 930 X 914MM
WEIGHT	: 48KG
PLATE GUIDES	: 3 (Per compartment)
PLATE CAPACITY	: Approx 80 (Varies with plate thickness)
PLATE SIZE	: 200 - 300MM
MAX PLATE SIZE	: 300MM Diameter

MOBILE FOOD WARMING CABINET

FEATURES

- Heated convection air flow system heats and maintains the desired food temperature
- Air flow system with two powerful circulation fans
- Robust castors-two supplied with brakes.
- Thermostatically controlled temperature
- Bumper strip all around
- Maximum temperature 110°C



11 SHELVES MFW0011

SPECIFICATIONS

POWER	: 2.63kW
POWER RATING	: 230V - 50Hz
DIMENSIONS	: 691 X 874 X 1797MM
CAPACITY	: 22 trays - GN 1/1
WEIGHT	: 222KG



BAIN MARIES - TABLE TOP

FEATURES

- Element configuration provides even heat distribution
- Variable heat control
- Tap for easy drainage
- Dry and wet element



1 DIVISION BMA0001

SPECIFICATIONS

POWER	: 2.7kW
VOLTAGE	: 230V
DIMENSIONS	: 394 X 658 X 268MM
WEIGHT	: 11KG

Note

Inserts sold separately



2 DIVISION BMA0002

SPECIFICATIONS

POWER	: 2.7kW
VOLTAGE	: 230V
DIMENSIONS	: 735 X 658 X 268MM
WEIGHT	: 18KG

Note

Inserts sold separately



3 DIVISION BMA0003

SPECIFICATIONS

POWER	: 2.7kW
VOLTAGE	: 230V
DIMENSIONS	: 1074 X 658 X 268M
WEIGHT	: 22KG

OTHER ORDER CODES

DIVIDER XBMA0002

Note

Inserts sold separately



POPCORN MACHINES

FEATURES

- Interior heater to keep product warm
- 200G capacity per load

- Non-stick kettle with hinge down feature for easy loading
- Bottom element ensures that popcorn stays warm



8oz PMK0001

SPECIFICATIONS

VOLTAGE	: 230V - 50Hz
POWER	: 1.5kW
DIMENSIONS	: 502 X 360 X 685MM
WEIGHT	: 20KG



FEATURES

- This counter top unit is ideal for cafes, flea markets and outdoor events
- Bold graphics and excellent product display make this unit a winner
- Casted-in-element bowl makes the production very high efficiently
- 400G capacity per load
- Non-stick kettle with cast in element for efficiency



14oz PMK0014

SPECIFICATIONS

VOLTAGE	: 230V - 50Hz
POWER	: 1.66kW
DIMENSIONS	: 520 X 520 X 800MM
WEIGHT	: 33.5KG

SOUS VIDE COOKERS

FEATURES

- Powerful circulation pump with removable filter to ensure uniform temperature distribution
- Submersible parts made from S/Steel for durability and ease of cleaning

- Electronic temperature control with large easy to read digital display showing time, set temperature and current temperature
- Versatile clamp for attaching directly to inserts



CIRCULATOR ONLY SVD0002

SPECIFICATIONS

POWER	: 1.5kW
VOLTAGE	: 230V - 50Hz
DIMENSIONS	: 145 X 130 X 320MM
WEIGHT	: 1.9KG

OTHER ORDER CODES

FULL SIZE INSERT X 200MM (POLYCARB) INF4200-C

Note

Insert and circulator sold separately

FEATURES

- Powerful circulation pump with multiple inlet and outlet jets to ensure uniform temperature distribution, fitted with removable filters
- Lift out cooking tray for easy loading and unloading

- Electronic temperature control with large easy to read digital display showing time, set temperature and current temperature
- Lid with insulated mat to preserve heat
- Large surface area silicone heating element



BATH AND CIRCULATOR COMPLETE UNIT SVD0003

SPECIFICATIONS

POWER	: 0.62kW
VOLTAGE	: 230V - 50Hz
DIMENSIONS	: 420 X 283 X 290MM
WEIGHT	: 7.5KG



FOOD DEHYDRATOR

Original design, Italian quality and extremely practical to use for the natural dehydration of any kind of food: fruit, vegetables, mushrooms, herbs and everything that creativity suggests. Perfect for kitchen professionals and enthusiastic foodies, Atacama offers a whole range of solutions coupled with outstanding features: compactness, solidity and the special horizontal air flow system which always ensures a uniform, effective dehydration.

FEATURES

- 6 Automatic programs for versatility
- Wide flow technology for even dehydration across all tray areas
- Digital display
- Energy saving On/Off switch
- Anti-slip, anti-vibration rubber feet
- Maintenance cycle at the end of each dehydrating process
- Structure in S/Steel and nylon



6 TRAY FDA1006

SPECIFICATIONS

RESISTOR POWER	: 500W
TOTAL DEHYDRATING SURFACE	: 5 500CM ²
DIMENSIONS	: 270 X 260 X 500MM
WEIGHT	: 5.5KG
SUPPLIED WITH	: Six S/Steel dehydrating trays : 250 X 360MM



atacama

MEAT AGER

FEATURES

- Constructed with a double glazed lockable door and S/Steel outer body
- Moulded interior is resistant to bacteria and for ease of cleaning
- Unit is fitted with a precise, intelligent temperature and humidity control, temperature 1°C - 4°C and humidity of 60 - 90%
- LED lighting to enhance the product displayed
- Fitted with UVC lamp sterilization and high perspective anti-ultraviolet insulated glass
- Activated carbon filter to purify the air inside the unit

NEW



400LT MAB0400

SPECIFICATIONS

VOLTAGE	: 230V
POWER	: 160W
WEIGHT	: 102KG
DIMENSIONS	: 750 X 800 X 1650MM
CHAMBER SIZE	: 555 X 555 X 1390MM

Includes

2 Shelves, 2 swivel hooks, salt trays and a hook hanger.



BILTONG CABINETS

FEATURES

- Well suited to small volume operations, hunters, home industries and biltong enthusiasts
- Preset temperature control to avoid tampering
- Heater cannot be switched on without the fan being in operation
- Efficient extraction fan for maximum air changes and uniform drying throughout the cabinet
- Unit can cure 25KG of wet product at a time
- Internal hanging brackets for improved flexibility
- High quality all S/Steel cabinet



JUNIOR - 245LT BCB0245

SPECIFICATIONS

VOLTAGE	: 230V - 50Hz
POWER	: 0.75kW
DIMENSIONS	: 580 X 460 X 1080MM
WEIGHT	: 43KG
CHAMBER SIZE	: 500 X 450 X 910MM

Includes

10 S/Steel hanging rods
1 S/Steel drip tray

FEATURES

- The ideal machine for butcheries and supermarkets to produce high volumes of biltong
- Proven 20% performance benefit over competition
- Glass window for product display
- Unit fitted with anti-bacterial ultra violet lamp for product protection
- Locking door handle for security
- Adjustable thermostatic temperature control
- Powerful extraction fan to ensure maximum air changes for uniform drying throughout
- Heater cannot be switched on without the fan being in operation
- Unit can cure 100KG of wet product at a time
- High quality all S/Steel 1250LT cabinet



Do a dry cure (24 HR), or wet cure (12 HR) first with the temperature control switch off, and only the light and fan on. Then put the temperature control on setting 3, and leave for ±3 days. The ideal temperature for drying biltong is 32°C - 34°C.

1250LT BCB1250-R01

SPECIFICATIONS

VOLTAGE	: 230V - 50Hz
POWER	: 2 X 1.5kW
DIMENSIONS	: 1000 X 740 X 2015MM
WEIGHT	: 120KG
CHAMBER SIZE	: 950 X 730 X 1750MM

Includes

24 S/Steel hanging rods
1 S/Steel drip tray

Note

Optional additional extras available on request



SMOKING CABINETS

FEATURES

- High quality all S/Steel construction
- Smoking and drying functions controlled with a simple to operate venting system
- Temperature controlled by a digital indicating electronic controller in the case of the 600LT unit and via a thermostat control on the junior smoker
- The junior smoker drying cycle has natural convection
- The 600LT smoker drying cycle has fan assisted convection
- The smoking cycle is achieved using natural convection with an ignition element for wood chips
- Inner parts easily removable for easy cleaning
- Smoked product has low mass loss
- Junior smoker fitted with electromechanical timer and time lapse signal to indicate completion of cycle.



JUNIOR - 170LT SCB0170

SPECIFICATIONS

VOLTAGE	: 230V
POWER	: 2 X 1kW Drying elements : 1 X 0.5kW Sawdust ignition element
DIMENSIONS	: 1015 X 610 X 940MM
WEIGHT	: 72KG
CHAMBER SIZE	: 785 X 500 X 500MM

Includes

- 10 Aluminium rods
- 1 Sawdust grid
- 1 Ashtray
- 1 Expanded mesh tray



600LT SCB0600

SPECIFICATIONS

VOLTAGE	: 380V - 3 phase - 50Hz (N+E)
POWER	: 2 X 2.25kW Drying elements : 1 X 0.75kW Sawdust ignition element
DIMENSIONS	: 1280 X 770 X 2020MM
WEIGHT	: 216KG
CHAMBER SIZE	: 1000 X 655 X 1020MM

Includes

- 15 Aluminium rods
- 1 Sawdust grid
- 1 Ashtray
- 1 Expanded mesh tray



COOKER CABINETS

FEATURES

- High quality all S/Steel junior cooking cabinet ideal for the smaller butcher
- The unit can be used for steam cooking or grilling
- Grilling and cooking temperatures controlled by hydraulic thermostats with selector switch for choice of grill or cook
- Well suited to small volume operations



JUNIOR - 170LT CCB0170

SPECIFICATIONS

VOLTAGE	: 230V
POWER	: 1 X 3kW Cooking element : 1 X 2kW Grilling element
DIMENSIONS	: 1015 X 720 X 610MM
WEIGHT	: 80KG
CHAMBER SIZE	: 700 X 500 X 500MM

Includes

- 3 Perforated S/Steel cooking trays
- 10 Aluminium rods

FEATURES

- High grade S/Steel for safe food processing
- The ideal machine for medium size butcheries
- Automatic alarm and shut down for low water
- Robust all S/Steel construction
- Low product weight loss



ECONOMY - 600LT CCB0600

SPECIFICATIONS

VOLTAGE	: 380V - 3 phase (N+E)
POWER	: 3 X 3kW Cooking elements
DIMENSIONS	: 1280 X 770 X 1680MM
WEIGHT	: 167KG
CHAMBER SIZE	: 1000 X 655 X 1020MM

Includes

- 3 Perforated S/Steel trays
- 10 Aluminium rods



AUTOMATIC - BEAN TO CUP

The Bravilor Bonamat Bean to cup is a fully automatic espresso machine. It uses freshly ground beans to prepare all its coffee specialities. The machine is available in 2 models, namely the Esprecious 12 and Esprecious 11L [with FreshMilk].

The Esprecious 11L is supplied complete with the FreshMilk. The FreshMilk has been specially designed for the Esprecious espresso machine. The Bravilor Bonamat cooling system keeps the milk at a constant 4 degrees. The milk frother inside the Esprecious creates a milk foam as light as air. The whipping process of fresh cold milk, steam and air creates milk foam of superb quality. A major advantage of the FreshMilk is that it is controlled by the Esprecious touchscreen. Daily cleaning and rinsing activities are selected via the touchscreen, with visual and acoustic feedback.

FEATURES

- Ease of use: intuitive touchscreen
- Double dispensing outlet for serving two cups simultaneously
- Automatic rinsing program to optimise the in-cup quality
- Separate hot water outlet for e.g. tea
- Unique hot water system to reduce scaling, reduces the maintenance requirement



ESPRECIOS 12 BVE1000

SPECIFICATIONS

OUTPUT	: 200 CUPS PER DAY
CAPACITY BEAN CANISTER	: 1 X 1.4KG
CAPACITY INSTANT CANISTERS	: 2 X 1.3LT
NO. OF GRINDERS	: 1
WATER SUPPLY	: Yes
POWER	: 230V 50/60Hz - 2250W
DIMENSIONS	: 330 X 570 X 660MM



ESPRECIOS FRESH MILK 11LT BEM1101

SPECIFICATIONS

OUTPUT	: 200 CUPS PER DAY
CAPACITY BEAN CANISTER	: 1 X 1.4KG
CAPACITY INSTANT CANISTERS	: 1 X 3.2LT
NO. OF GRINDERS	: 1
WATER SUPPLY	: Yes
POWER	: 230V 50/60Hz - 2300W
DIMENSIONS	: 570 - 620 X 570 X 660MM

Note
Fridge included



AUTOMATIC - BEAN TO CUP

The Sego is one of Bravilor Bonamat's fully automatic espresso machines. All coffee specialities are made using freshly ground coffee beans. The extensive touchscreen menu offers 30 beverage choices. The Sego is suitable for many locations and takes up very little space thanks to its compact footprint.

FEATURES

- Easy, quick installation
- Intuitive touchscreen
- Menu with up to 30 beverage choices
- Unique rotational brewer that's easy to remove and clean
- 2 instant ingredient canisters
- Maintenance friendly

SEGO BVS1200

SPECIFICATIONS

OUTPUT	: 120 CUPS PER DAY
CAPACITY BEAN CANISTER	: 1 X 1.2 KG
CAPACITY INSTANT CANISTERS	: 2 X 1.3KG (30LT)
NO. OF GRINDERS	: 1
WATER SUPPLY	: Yes
WATER DRAINAGE	: No
POWER	: 30V - 50/60HZ 2290W
DIMENSIONS	: 315 X 450 X 590MM



FEATURES

- 1 canister for coffee beans.
- 1 canister for an instant ingredient, such as cocoa.
- Integrated milk system for the fresh milk (separate steam boiler and milk frother)



SEGO FRESH MILK 11LT BSF1000

SPECIFICATIONS

OUTPUT	: 120 CUPS PER DAY
CAPACITY BEAN CANISTER	: 1 X 1.2 KG
CAPACITY INSTANT CANISTERS	: 1 X 3.2 LITRES (11LT)
POWER	: 230V - 50/60HZ 2190W
DIMENSIONS	: 325 X 535 X 590MM

Note

Fridge sold separately

SEGO FRESH MILK FRIDGE BSF1002

SPECIFICATIONS

CAPACITY	: 1110ML
POWER	: 100 - 240V~ 50/60HZ 18W
DIMENSIONS	: 150 X 190 X 240MM



AUTOMATIC - BEAN TO CUP

FEATURES

- Removable 2.2LT water tank for manual water fill
- Incorporates the professional patented CIRCO brewer
- Made from sturdy high quality materials such as S/Steel and BPA-free plastics
- Full-colour user-friendly interface with capacitive touchscreen
- Offers many coffee specialties; and even more with the optional milk cooler
- Hot water from separate outlet

2 YEAR

NEW



SPRSO FRESH MILK BSF2000

SPECIFICATIONS

OUTPUT	: 40 CUPS PER DAY
CAPACITY	: 300G Bean canister
POWER	: 230V - 50/60Hz - 1978W
DIMENSIONS	: 215 X 440 X 420MM

MILK COOLER (SOLD SEPARATELY)

BSF2002

CAPACITY	: 1LT
POWER	: 230V - 50/60Hz - 100W
DIMENSIONS	: 150 X 190 X 240MM

AUTOMATIC - INSTANT MACHINE

FEATURES

- Quick and user-friendly
- Made from sturdy high-quality materials such as S/Steel and BPA-free plastics.
- Coffee strength and size (S/M/L) can be selected on-screen
- Patented mixing systems which greatly reduce any build-up of ingredients
- Day and cumulative counters
- Eco mode and boiler isolation for reduced energy consumption
- Touchscreen menu offers 36 beverage choices

2 YEAR

NEW



BOLERO 43 BV10043

SPECIFICATIONS

OUTPUT	: 200 CUPS PER DAY
CAPACITY INSTANT CANISTERS	: 4 X 1.3 LT
POWER	: 230V~ 50/60Hz 2230W
TAP HEIGHT	: 120MM
DIMENSIONS	: 315 X 440 X 590MM
WATER SUPPLY	: Yes

QUICK FILTER - POUR OVER

FEATURES

- Two self-regulating hot plates that re-adjust the temperature according to the amount of coffee in the decanter
- Used for immediate service
- Coffee should be served within 30 minutes of being brewed
- Without water connection

2 YEAR



NOVO WITH 2 JUGS CMB0001

SPECIFICATIONS

OUTPUT	: 18LT/144 cups/HR
BREWING TIME	: 1.7LT in 5min
POWER	: 2.1kW - 230 - 50 / 60Hz - 2100W
DIMENSIONS	: 214 X 391 X 424MM

OTHER ORDER CODES

COFFEE MACHINE FILTERS 4 X 250 FILTERS

CMF1000

COFFEE MACHINE JUG GLASS WITH LID - 1.7LT

CMJ0002

FEATURES

- The machine can be manually filled with water and therefore be placed anywhere
- Easy operation and maintenance
- Vacuum flask included for maintaining the correct temperature for the coffee

2 YEAR

NEW



ISO CMB2002

SPECIFICATIONS

OUTPUT	: 18LT/144 cups/HR
BREWING TIME	: 2LT in 6min
CONNECTION	: 230V - 50/60Hz 2000W
DIMENSIONS	: 214 X 391 X 465MM

OTHER ORDER CODES


COFFEE MACHINE FILTERS 4 X 250 FILTERS

CMF1000

AIRPOT BREWERS

FEATURES

- The THA brews delicious fresh filter coffee directly into an Airpot that keeps your coffee hot and fresh for extended periods



AIRPOT 15LT P/H ABB0015

SPECIFICATIONS	
OUTPUT	: 15LT / 120 Cups/HR
BREWING TIME	: 2.2LT in 8min
POWER	: 230 - 50 / 60Hz - 2310W
DIMENSIONS	: 235 X 406 X 545MM
	Water connection

OTHER ORDER CODES

VACUUM AIRPOT WITH GLASS INNER - 2.2LT
ABB0022

COFFEE MACHINE FILTERS 4 X 250 FILTERS
CMF1000

Note

Airpots sold separately



AIRPOT 19LT P/H ABB2022

SPECIFICATIONS	
OUTPUT	: 19LT P/H 152 Cups/HR
BREWING TIME	: 2.2LT in 7min
POWER	: 230 - 50 / 60Hz - 2310W
DIMENSIONS	: 235 X 406 X 545MM
	Manual water filling

OTHER ORDER CODES

VACUUM AIRPOT WITH GLASS INNER - 2.2LT
ABB0022

COFFEE MACHINE FILTERS 4 X 250 FILTERS
CMF1000

Note

Airpots sold separately

BULK BREWERS

FEATURES

- Ideal for busy institutions to produce large quantities of coffee in short periods of time, easy to use
- Total and daily counters, digital control panel, direct brewing into containers
- Easy to transport for coffee to be served anywhere, at any time



2 X 5LT BBB2005

SPECIFICATIONS	
OUTPUT	: 30LT/240 cups/HR
HOLDING CAPACITY	: 10LT (2 X 5LT)
BREWING TIME	: Approx 5LT in 10min
POWER	: 230 - 50/60Hz - 3130W
DIMENSIONS	: 635 X 440 X 799MM
	Water connection without brewing basket for use with flat filter paper

2 X 10LT BBB2010

SPECIFICATIONS	
OUTPUT	: 60LT/480 cups/HR
HOLDING CAPACITY	: 20LT (2 X 10LT)
BREWING TIME	: Approx 10LT in 10min
POWER	: 400 - 50/60Hz - 6800W
DIMENSIONS	: 955 X 512 X 840MM
	Water connection without brewing basket for use with flat filter paper

2 X 20LT BBB2020

SPECIFICATIONS	
OUTPUT	: 90LT/720 cups/HR
HOLDING CAPACITY	: 40LT (2 X 20LT)
BREWING TIME	: Approx 20LT in 14min
POWER	: 400 - 50/60Hz - 9240W
DIMENSIONS	: 1175 X 600 X 947MM
	Water connection without brewing basket for use with flat filter paper



OTHER ORDER CODES - ON INDENT ONLY

BULK BREWER URN

CUB0005 - 5LT
CUB0010 - 10LT
CUB0020 - 20LT

ESPRESSO MACHINES

FEATURES

- Black in colour
- 2 steam wands
- 1 hot water outlet
- Remove S/Steel system wands
- 2 portafilters
- Includes everpure filtration with installation pipes & brass fittings
- Direct water mains
- Direct water drainage pipe




FULLY AUTOMATIC

EMF3312

SPECIFICATIONS

HEIGHT	: 135MM
VOLTAGE	: 220 - 240V
POWER	: 3000W
BOILER SIZE	: 11.5LT Brass
WEIGHT	: 75KG
DIMENSIONS	: 760 X 460 X 560MM



SEMI AUTOMATIC

EMS3312

SPECIFICATIONS

HEIGHT	: 135MM
VOLTAGE	: 220 - 240V
POWER	: 3000W
BOILER SIZE	: 11.5LT Brass
WEIGHT	: 75KG
DIMENSIONS	: 760 X 460 X 560MM



Cibrani

NEW



COFFEE GRINDER

FEATURES

- 64MM flatt grinding burrs
- 2 programmable buttons and an auto dose function
- Dose counter on digital display



SUPER JOLLY ELECTRIC WITH TIMER - 1.2KG

GRI3300

SPECIFICATIONS

POWER	: 350W
GRINDING BLADE SPEED	: 1400 - 1600 R.P.M
COFFEE-BEAN CONTAINER CAPACITY	: 1.2KG
WEIGHT	: 14KG



SUPER JOLLY WITH TIMER 1.2KG

GRI1300

SPECIFICATIONS

POWER	: 350W
GRINDING BLADE SPEED	: 1400 (50 Hz)
COFFEE-BEAN CONTAINER CAPACITY	: 1.2KG
GROUND COFFEE CONTAINER CAPACITY	: 280G
WEIGHT	: 14KG

MIM MAZZINI

GRINDER DOSER

FEATURES

- Suitable for bars with medium consumption needs
- Stepless micrometrical grinding adjustment
- With time switch
- 64MM Grinding blades
- Dose adjustment 5.5 to 8G

ACCESSORIES



ESPRESSO MACHINE SINGLE PORTABLE FILTER
XEMS0001

ESPRESSO MACHINE KNOCK BOX
EMK0001



ESPRESSO MACHINE CLEANING KIT
EMC0002

Includes

- Clean Express
- Clean Brush
- Rubber Blind Filter



COFFEE TAMPER MILD STEEL
CTC0001
57MM - 720G
CHROME PLATED

Note

sold separately

COFFEE PERCOLATOR

FEATURES

- Freshly percolated coffee
- Double walled S/Steel container and steel filter


- Boil dry safety and a heating element to maintain the coffee temperature
- Fitted with gauge glass

2 YEAR

15LT
CPL0115

SPECIFICATIONS

POWER	: 1500W
DIMENSIONS	: 510 X 330MM
HOLDING CAPACITY	: 11LT
HOURLY CAPACITY	: 15LT
MANUAL FILLING TAP WEIGHT	: 115MM



BRAVILOR BONAMAT

URNS

The stylish Avenia urn will boil water very quickly and is suitable for caterers, schools, offices, and the durable plastic handles makes it safe and easy to move around. These urns are offered in 16, 20 and 30 liters making it easy to serve hot beverages to large audiences

FEATURES

- Sight glass water level indicator
- Built-in boil dry protection
- Cool touch plastic handles
- Power and keep warm pilot lights
- 2,5kW embedded element boils water quickly

NEW

16LT
URA0016-R01

SPECIFICATIONS

POWER :	: 2.5kW
VOLTAGE :	: 230V
DIMENSIONS :	: 354 X 415 X 510MM
NET WEIGHT :	: 5.2KG
CAPACITY :	: 16LT

20LT
URA0020-R01

SPECIFICATIONS

POWER	: 2.5kW
VOLTAGE	: 230V
DIMENSIONS	: 354 X 415 X 680MM
NET WEIGHT	: 5.2KG
CAPACITY	: 20LT

30LT
URA0030-R01

SPECIFICATIONS

POWER	: 2.5kW
VOLTAGE	: 230V
DIMENSIONS	: 354 X 415 X 700MM
NET WEIGHT	: 5.7KG
CAPACITY	: 30LT

avenia

QUICK FILTER - POUR OVER

FEATURES

- Power switch
- Water entrance
- Brewing indicator
- Brew basket (also known as filter pan)

- Decanter (coffee pot or airpot)
- Hot plate
- Switch for upper hot plate
- Upper hot plate



WITH 2 JUGS CMA2001

SPECIFICATIONS

VOLTAGE	: 230V
OUTPUT	: 12 CUPS
BREWING TIME	: 1.8LT in 7min
WEIGHT	: 6.2KG
CONTROL TYPE	: Manual
MAXIMUM POWER	: 2060W
DIMENSIONS	: 203 X 383 X 455MM
JUG CAPACITY	: 1.8LT

OTHER ORDER CODES

JUG GLASS - NO LID 1.8LT
CMJ0001

AIRPOT BREWER

FEATURES

- Keeps coffee hot for hours
- Pump action serving
- Convenient carry handle
- Dispensing tube agitates coffee to avoid mixed concentrations

- S/Steel vacuum airpot
- Durable S/Steel pour-over funnel
- Large water reservoir
- Overheat protection



2.2LT CMA2002

SPECIFICATIONS

VOLTAGE	: 230V
OUTPUT	: 2LT / 13 CUPS
BREWING TIME	: 2LT in 8min
WEIGHT	: 6.5KG
CONTROL TYPE	: Manual
MAXIMUM POWER	: 1900W
DIMENSIONS	: 205 X 405 X 527MM
JUG CAPACITY	: 2.2LT

OTHER ORDER CODES

VACUUM AIRPOT (REPLACEMENT)
VPS0020 - 2LT

FLASKS



**THERMO FLASK WHITE
GLASS INNER**
TFW0001
1LT



**THERMO FLASK BLACK
GLASS INNER**
TFB0001
1LT



**VACUUM FLASK
S/STEEL INSULATED**
VPS0150 - 1.5LT
VPS0200 - 2LT



**VACUUM FLASK
S/STEEL INNER**
VFS0022 - 2.5LT
VFS0035 - 3.5LT



**VACUUM FLASK
S/STEEL**
VPS0010 - 1.2LT
VPS0015 - 1.5LT
VPS0020 - 2.0LT



VACUUM AIRPOT
ABB0022
2.2LT



Ideal for use with TH series



Double pump system

JUGS



**COFFEE MACHINE
JUG GLASS WITH
LID**
CMJ0002
1.7LT



**COFFEE MACHINE
JUG GLASS - NO
LID**
CMJ0001
1.8LT



**COFFEE
DECANTER
S/STEEL & LID**
CDA0020
2LT



MILK FROTHING
MFJ0600 - 600ML
MFJ1000 - 1LT
MFJ1500 - 1.5LT



Note
Ideal for milk frothing



NIPON
CTP0600
600ML



JAPANESE
CTP0800
800ML

CAST IRON TEA POTS

HEATING

INSULATED SERVERS



POLISHED S/STEEL

INS0006 - 750ML
INS0009 - 900ML
INS0015 - 1500ML



BRUSHED S/STEEL

INS1015 - 1.5LT
INS1020 - 2LT

Global

SOUP KETTLES

Features

- Ideal for hotels, canteens, take aways and supermarkets
- Great for soup, sauces, curries, breakfast porridge and stew



S/STEEL 5.7LT SKD1004

SPECIFICATIONS

SOUP KETTLE
CAPACITY : 5.2LT
VOLTAGE : 230V
POWER: : 0.3KW



S/STEEL 11LT SKD1008

SPECIFICATIONS

CAPACITY : 11LT
VOLTAGE : 230V
POWER : 0.4KW
TOP DIAMETER : 270MM
MIDDLE DIAMETER : 215MM
BOTTOM DIAMETER : 235MM
HEIGHT : 365MM



BLACK 11LT SKD0008

SPECIFICATIONS

CAPACITY : 11LT
VOLTAGE : 230V
POWER : 0.4KW
TOP DIAMETER : 270MM
MIDDLE DIAMETER : 215MM
BOTTOM DIAMETER : 235MM
HEIGHT : 365MM



avenia

HEATED FOOD DISPLAY STATION

FEATURES

- Pleasing design for optimum product display
- Double warming lamps with individual dimmer controls
- Heated S/Steel base, with thermostat control
- Fitted with acrylic sneeze guard on both sides



2 LIGHT - WITH HEATED BASE CSS2001

SPECIFICATIONS

POWER : 750W
VOLTAGE : 230V
DIMENSIONS : 900 X 752 X 491MM
INCLUDES : 2 X 175W PAR 38 infrared globe
: 400W Heating element in the base

OTHER ORDER CODES

INFRARED GLOBE - 175W
XCSS0006

Note

Food pans sold separately

Salvadore

Refrigeration

Whether cooling or freezing, our comprehensive offering from Salvadore and Brema are guaranteed to preserve food, minimise waste and cater to your drinks service needs.

Section Index

Back Bar Coolers	87
Frozen Yogurt/Soft Ice Machine	94
Ice Bins	86
Ice Flaker	83
Ice Makers - Fast Ice	85
Ice Makers - Gourmet Cubes	83, 84
Juice Dispensers	92
Refrigerators & Freezers	90 - 91
Slush Machines	93
Under Bar Fridges	88 - 89
Wine Cooler	92

BCE
Foodservice Equipment

BREMA

2 YEAR WARRANTY

5 REASONS WHY

- 2 year warranty
- International brand established in 1985
- Italian designed and manufactured to the highest international standards
- Constant research and development with latest technologies
- Solutions for all drink service needs

SALVADORE

5 REASONS WHY

- Established brand since 2009
- Designed and manufactured to withstand commercial kitchen demands
- Solutions for all your refrigeration needs
- Front and back of house products that offer unique solutions
- Compact and practical products in modern designs

SUMMIT

5 REASONS WHY

- Established brand since 2009
- Designed and manufactured to withstand commercial kitchen demands
- Ideal for front and back of house applications
- Sleek and modern designs to enhance any establishment
- Practical and robust products for everyday use

REFRIGERATION

ICE FLAKER - SELF CONTAINED

2 YEAR WARRANTY

HC R290



153KG / 24HRS
IFB0150

SPECIFICATIONS

DIMENSIONS	: 738 X 690 X 1020MM
WEIGHT	: 94KG
STORAGE	: 55KG
OUTPUT	: 153KG / 24HRS
POWER	: 0.70kW, 220V - 240V, 50Hz
REFRIGERANT	: R290

Note

Installation requires a ventilated room, water connection and a waste drainage.

ICE MAKERS - GOURMET CUBE - SELF CONTAINED

2 YEAR WARRANTY

HC R290



29KG / 24HRS
IMB0028

SPECIFICATIONS

DIMENSIONS	: 387 X 470 X 687MM
WEIGHT	: 32KG
STORAGE	: 9KG
OUTPUT	: 29KG / 24HRS
POWER	: 0.27kW, 220V - 240V, 50Hz
TYPE OF CUBES	: 18G
REFRIGERANT	: R290

2 YEAR WARRANTY

HC R290



38KG / 24HRS
IMB0033

SPECIFICATIONS

DIMENSIONS	: 497 X 592 X 687MM
WEIGHT	: 40KG
STORAGE	: 16KG
OUTPUT	: 38KG / 24HRS
POWER	: 0.34kW, 220V - 240V, 50Hz
TYPE OF CUBES	: 18G
REFRIGERANT	: R290

2 YEAR WARRANTY

HC R290



48KG / 24HRS
IMB0046

SPECIFICATIONS

DIMENSIONS	: 497 X 592 X 797MM
WEIGHT	: 46KG
STORAGE	: 25KG
OUTPUT	: 48KG / 24HRS
POWER	: 0.45kW, 220V - 240V, 50Hz
TYPE OF CUBES	: 18G
REFRIGERANT	: R290

Note

Installation requires a ventilated room, water connection and a waste drainage.

BREMA

ICE MAKERS - GOURMET CUBE - SELF CONTAINED

2 YEAR WARRANTY



72KG / 24HRS
IMB0065

SPECIFICATIONS
DIMENSIONS : 735 X 603 X 850MM
WEIGHT : 67KG
STORAGE : 40KG
OUTPUT : 72KG / 24HRS
POWER : 0.59kW, 220V - 240V, 50Hz
TYPE OF CUBES : 18G
REFRIGERANT : R290



2 YEAR WARRANTY



95KG / 24HRS
IMB0090

SPECIFICATIONS
DIMENSIONS : 735 X 603 X 1010MM
WEIGHT : 74KG
STORAGE : 55KG
OUTPUT : 95KG / 24HRS
POWER : 0.87kW, 220V - 240V, 50Hz
TYPE OF CUBES : 18G
REFRIGERANT : R290



2 YEAR WARRANTY



134KG / 24HRS
IMB0130

SPECIFICATIONS
DIMENSIONS : 840 X 740 X 1075MM
WEIGHT : 113KG
STORAGE : 65KG
OUTPUT : 134KG / 24HRS
POWER : 1.25kW, 220V - 240V, 50Hz
TYPE OF CUBES : 18G
REFRIGERANT : R290



Note

Installation requires a ventilated room, water connection and a waste drainage.

ICE CUBER - GOURMET CUBE - MODULAR

2 YEAR WARRANTY



300KG / 24HRS
IMB0300

SPECIFICATIONS
DIMENSIONS : 1250 X 580 X 848MM
WEIGHT : 152KG
OUTPUT : 300KG / 24HRS
POWER : 2.6kW, 220V - 240V, 50Hz
: Single phase
TYPE OF CUBES : 18G
BIN TYPE : IMB1300 - (Sold Separately)
REFRIGERANT : R452A



ICE MAKERS - FAST ICE - MODULAR

2 YEAR WARRANTY



140KG / 24HRS
IMB0140

SPECIFICATIONS
DIMENSIONS : 540 X 544 X 747MM
WEIGHT : 73KG
OUTPUT : 140KG / 24HRS
POWER : 1.4kW, 220V - 240V, 50Hz
BIN TYPE : IMB0180 - 220KG - (Sold Separately)
TYPE OF CUBES : 7G
REFRIGERANT : R452A



2 YEAR WARRANTY



200KG / 24HRS
IMB0200

SPECIFICATIONS
DIMENSIONS : 770 X 550 X 805MM
WEIGHT : 90KG
OUTPUT : 200KG / 24HRS
POWER : 1.6kW, 220V - 240V, 50Hz
BIN TYPE : IMB0180 / IMB0380 - 220KG - (Sold Separately)
TYPE OF CUBES : 7G
REFRIGERANT : R452A



2 YEAR WARRANTY



400KG / 24HRS
IMB0400

SPECIFICATIONS
DIMENSIONS : 770 X 550 X 805MM
WEIGHT : 113KG
OUTPUT : 400KG / 24HRS
POWER : 3kW, 220V - 240V, 50Hz
BIN TYPE : IMB0380 - 320KG - (Sold Separately)
TYPE OF CUBES : 7G
REFRIGERANT : R452A



ICE BINS - S/STEEL

**220KG
IMB0180****SPECIFICATIONS**

DIMENSIONS	: 780 X 750 X 1130MM (Includes legs)
STORAGE	: 220KG
SUITABLE FOR	: IMB0140 / IMB0200 - (Sold Separately)
WEIGHT	: 57KG

**320KG
IMB0380****SPECIFICATIONS**

DIMENSIONS	: 1200 X 750 X 1130MM (Includes legs)
STORAGE	: 320KG
SUITABLE FOR	: IMB0400 - (Sold Separately)
WEIGHT	: 100KG

**500KG
IMB1300****SPECIFICATIONS**

DIMENSIONS	: 1250 X 900 X 1500MM (Includes legs)
STORAGE	: 500KG
SUITABLE FOR	: IMB0300 - (Sold Separately)
WEIGHT	: 65KG



BACK BAR COOLERS

Salvadore will be using a new, more environmentally friendly insulation material, called cyclopentane, in the manufacture of select units. Cyclopentane is a blowing agent for the polyurethane foams that are used to insulate refrigerators and freezers. Unlike other chemicals used to insulate refrigerators, cyclopentane does not contain hydro-fluorocarbons (HFCs). Using cyclopentane results in significant reductions in equivalent CO2 emissions.

FEATURES

- Roll-bond evaporator system with fan assisted cooling
- Automatic compressor cycle defrost
- Foaming agent cyclopentane (40MM per side)
- Digital thermostat
- Self closing door

- Adjustable shelves
- Toughened safety tempered glass
- Lock fitted as standard
- Adjustable feet

**SINGLE HINGED DOOR
BBC1001****SPECIFICATIONS**

CAPACITY	: 133LT
NUMBER OF SHELVES	: 2 (Included)
VOLTAGE	: 230V 50Hz
REFRIGERANT	: R600a
POWER CONSUMPTION	: 1.393kW / 24HRS
DIMENSIONS	: 600 X 520 X 850MM
WEIGHT	: 44KG

**DOUBLE HINGED DOOR
BBC1002****SPECIFICATIONS**

CAPACITY	: 201LT
NUMBER OF SHELVES	: 4 (Included)
VOLTAGE	: 230V 50Hz
REFRIGERANT	: R600a
POWER CONSUMPTION	: 1.339kW / 24HRS
DIMENSIONS	: 900 X 520 X 850MM
WEIGHT	: 62KG

**TRIPLE HINGED DOOR
BBC1003****SPECIFICATIONS**

CAPACITY	: 320LT
NUMBER OF SHELVES	: 6 (Included)
VOLTAGE	: 230V 50Hz
REFRIGERANT	: R600a
POWER CONSUMPTION	: 2.109kW / 24HRS
DIMENSIONS	: 1350 X 520 X 850MM
WEIGHT	: 80KG

UNDERBAR FRIDGES - SOLID DOOR

FEATURES

- Temperature range 2°C - 6°C
- 4 Swivel castors, 2 with brake
- Digital temperature controller
- Spring loaded door mechanism
- Automatic defrosting
- 1 Shelf per full door
- Fitted with Embraco compressor
- Full S/Steel interior



1 AND HALF DOOR UFS7012-R02

SPECIFICATIONS	
POWER	: 2.5 kW
VOLTAGE	: 230V~/50Hz
UNIT	: 1180 X 750 X 900MM
WEIGHT	: 86KG
TEMPERATURE	: 2°C - 6°C
CAPACITY	: 320LT
SHELVES	: 1 per full door



2 AND HALF DOOR UFS7018-R02

SPECIFICATIONS	
POWER	: 2.5 kW
VOLTAGE	: 230V~/50Hz
UNIT	: 1780 X 750 X 900MM
WEIGHT	: 110KG
TEMPERATURE	: 2°C - 6°C
CAPACITY	: 550LT
SHELVES	: 1 per full door



3 AND HALF DOOR UFS7024-R02

SPECIFICATIONS	
POWER	: 3 kW
VOLTAGE	: 223V~/50Hz
UNIT	: 2380 X 750 X 900MM
WEIGHT	: 139KG
TEMPERATURE	: 2°C - 6°C
CAPACITY	: 780LT
SHELVES	: 1 per full door

UNDERBAR FRIDGES - PIZZA TOP - SOLID DOOR

FEATURES

- Temperature range 2°C - 6°C
- 4 Swivel castors, 2 with brake
- Digital temperature controller
- Spring loaded door mechanism
- Automatic defrosting
- 1 Shelf per full door
- Fitted with Embraco compressor
- Full S/Steel interior



2 AND HALF DOOR UPS7018-R02

SPECIFICATIONS	
POWER	: 2.5 kW
VOLTAGE	: 230V~/50Hz
UNIT	: 1780 X 750 X 900MM
WEIGHT	: 110KG
TEMPERATURE	: 2°C - 6°C
CAPACITY	: 550LT
SHELVES	: 1 per full door



3 AND HALF DOOR UPS7024-R02

SPECIFICATIONS	
POWER	: 3 kW
VOLTAGE	: 230V~/50Hz
UNIT	: 2380 X 750 X 900MM
WEIGHT	: 139KG
TEMPERATURE	: 2°C - 6°C
CAPACITY	: 780LT
SHELVES	: 1 per full door

NOTE
Inserts not included



REFRIGERATOR AND FREEZER - S/STEEL

The Salvadore range of commercial upright refrigerators and freezers are vital for any restaurant, bakery, catering business or other foodservice establishments. Use our Salvadore upright refrigerators to keep items like meat, vegetables, fruits and garnishes fresh and within reach. Our Salvadore upright freezers will keep your ice cream and any other products frozen until they are ready to be used. Our units are available with solid doors for ease of cleaning and provides for good insulation.

FEATURES

- High density insulation
- Grade 304 S/Steel construction
- GN2/1 shelf size
- GN pan or wire shelf uses same rails

- Rounded internal corners for easy cleaning
- Self-closing doors with lock
- Digital controller with constant digital display
- European compressors and fans
- Lockable castors



COMMERCIAL REFRIGERATOR SINGLE DOOR CKR0830-R02

SPECIFICATIONS	
CAPACITY	: 580LT
NUMBER OF DOORS	: 1
SHELVES PER DOOR	: 3
TEMPERATURE RANGE	: 0°C to +10°C
REFRIGERANT	: R134a
VOLTAGE	: 230V - 50Hz
INTERIOR DIMENSION	: 588 X 682 X 1395MM
OUTSIDE DIMENSIONS	: 738 X 818 X 1980MM
WEIGHT	: 118KG



COMMERCIAL FREEZER SINGLE DOOR CKF0830-R02

SPECIFICATIONS	
CAPACITY	: 580LT
NUMBER OF DOORS	: 1
SHELVES PER DOOR	: 3
TEMPERATURE RANGE	: -10°C to -22°C
REFRIGERANT	: R404a
VOLTAGE	: 230V - 50Hz
INTERIOR DIMENSIONS	: 588 X 682 X 1395MM
OUTSIDE DIMENSIONS	: 738 X 818 X 1980MM
WEIGHT	: 122KG



REFRIGERATOR AND FREEZER - S/STEEL



COMMERCIAL REFRIGERATOR DOUBLE DOOR CKR1480-R02

SPECIFICATIONS	
CAPACITY	: 1200LT
NUMBER OF DOORS	: 2
SHELVES PER DOOR	: 3
TEMPERATURE RANGE	: 0°C to +10°C
REFRIGERANT	: R134a
VOLTAGE	: 230V - 50Hz
INTERIOR DIMENSIONS	: 1275 X 682 X 1395MM
OUTSIDE DIMENSIONS	: 1425 X 818 X 1980MM
WEIGHT	: 181KG



COMMERCIAL FREEZER DOUBLE DOOR CKF1480-R02

SPECIFICATIONS	
CAPACITY	: 1200LT
NUMBER OF DOORS	: 2
SHELVES PER DOOR	: 3
TEMPERATURE RANGE	: -10°C to -22°C
REFRIGERANT	: R404a
VOLTAGE	: 230V - 50Hz
INTERIOR DIMENSIONS	: 1275 X 682 X 1395MM
OUTSIDE DIMENSIONS	: 1425 X 818 X 1980MM
WEIGHT	: 197KG

UNDERCOUNTER - REFRIGERATOR AND FREEZER - S/STEEL



STORAGE REFRIGERATOR USR0200

200LT - 598 x 623 x 838MM

SPECIFICATIONS	
CAPACITY	: 200LT
NUMBER OF DOORS	: 1
TEMPERATURE RANGE	: +0°C to +8°C
REFRIGERANT	: R600A
VOLTAGE	: 220/240V
INTERIOR DIMENSIONS	: 477 x 443 x 652MM
OUTSIDE DIMENSIONS	: 598 x 623 x 838MM
RATED POWER	: 56W
WEIGHT	: 43KG



STORAGE FREEZER USF0200

200LT - 598 x 623 x 838MM

SPECIFICATIONS	
CAPACITY	: 200LT
NUMBER OF DOORS	: 1
TEMPERATURE RANGE	: -23°C to -18°C
REFRIGERANT	: R600A
VOLTAGE	: 220/240V
INTERIOR DIMENSIONS	: 493 X 478 X 635MM
OUTSIDE DIMENSIONS	: 598 x 623 x 838MM
RATED POWER	: 80W
WEIGHT	: 41KG

WINE COOLER

FEATURES

- Dual zone with air cooling
- Built in or Free standing
- Net capacity: 145L
- 46 bottles capacity, 750ml standard Bordeaux wine
- Frameless black glass door frame with standard hinge
- Grip Handle
- Black or S/S plinth ventilation

- 5 natural stronger beech wood shelves + 1 bottom
- LED display with touch screen control
- White interior lighting at the liner top
- Activated charcoal filter
- Reversible door (180° flip-over) with visible hinge
- Adjustable feet
- No frost

46 BOTTLES
WCS1046

SPECIFICATIONS

CERTIFICATIONS	: CE/CB/LVD/EMC/RoHS
VOLTAGE	: 220V-240V/50Hz
REFRIGERANT	: R600a
TEMPERATURE RANGE	: 5-12°C - /12-20°C
NEW ENERGY CLASS	: Class G
NOISE LEVEL	: 40dB
DIMENSIONS	: 595 x 578 x 820MM
WEIGHT	: 45KG



SLUSH MACHINES

FEATURES

- LED illumination of bowl to enhance product display
- Individual temperature control of each bowl
- Clear polycarbonate bowl for easy cleaning

- Free flow dispensing taps
- Continuous paddle agitation avoiding foaming and sedimentation
- High performance and easy to use designed baffle plate
- One bowl can be used as a juice dispenser

2 BOWL
SMS2002

SPECIFICATIONS

VOLTAGE	: 230V~/50Hz
BOWL CAPACITY	: 2 X 12LT
DIMENSIONS	: 450 X 600 X 750MM
NET WEIGHT	: 48KG
POWER	: 1100W
CONTROL KEYBOARD	: Manual
DISPENSING MODE	: Manual
REFRIGERANT	: R404
TEMPERATURE RANGE	: -2°C to -3°C


3 BOWL
SMS2003

SPECIFICATIONS

VOLTAGE	: 230V~/50Hz
BOWL CAPACITY	: 3 X 12LT
DIMENSIONS	: 600 X 600 X 750MM
NET WEIGHT	: 62KG
POWER	: 1350W
CONTROL KEYBOARD	: Manual
DISPENSING MODE	: Manual
REFRIGERANT	: R404
TEMPERATURE RANGE	: -2°C to -3°C



FEATURES

- LED illumination of bowl to enhance product display
- Individual temperature control of each bowl
- Clear polycarbonate bowl for easy cleaning

- Free flow dispensing taps
- Continuous paddle agitation avoiding foaming and sedimentation
- High performance and easy to use designed baffle plate

2 BOWL
JDS4002

SPECIFICATIONS

VOLTAGE	: 230V~/50Hz
POWER	: 280W
CAPACITY	: 2 X 18LT
WEIGHT	: 29KG
DIMENSIONS	: 510 x 470 x 740MM
REFRIGERANT	: R134

3 BOWL
JDS4003

SPECIFICATIONS

VOLTAGE	: 230V~/50Hz
POWER	: 320W
CAPACITY	: 3 X 18LT
WEIGHT	: 37KG
DIMENSIONS	: 750 X 470 X 740MM
REFRIGERANT	: R134



FROZEN YOGHURT MACHINES

The multi-purpose Summit machine combines technological innovation and versatility with ease of use, allowing you to delight your customers. Thanks to its innovative bowl temperature control system and push button that allows increased working speed, GT Push is the only counter-top machine on the market capable of preparing real frozen cream (coffee cream, hazelnut cream, etc.) as well as soft ice cream and frozen yoghurt.

With the GT Push you can prepare soft ice cream and frozen yoghurt, together with any product that can be prepared with a temperature between 7 and 10 degrees below zero.

FEATURES

- Compact counter machine
- Exceptional quality/price ratio
- LED based electronic key pad
- HACCP certified
- Lockable lid
- Designed to work with water or milk based dried products or with mixtures ready to be poured into the bowl, providing a significant overrun
- Automatic defrost mode
- Available in one or two bowl configuration

2 YEAR



GT1 PUSH - 1 BOWL SIM1001

SPECIFICATIONS

CAPACITY	: 1 X 6LT
DIMENSIONS	: 260 X 425 X 650MM
NET WEIGHT	: 28KG
POWER	: 350W - 230V - 50Hz
CONTROL KEYBOARD	: Electronic with LED
DISPENSING MODE	: Manual
REFRIGERANT	: R404a
PREPARATION TIME	: 40 - 60min

2 YEAR



GT2 PUSH - 2 BOWL SIM1002

SPECIFICATIONS

BOWL CAPACITY	: 2 X 6LT
DIMENSIONS	: 450 X 435 X 650MM
NET WEIGHT	: 46KG
POWER	: 765W - 230V - 50Hz
CONTROL KEYBOARD	: Electronic with LED
DISPENSING MODE	: Manual
REFRIGERANT	: R404a
PREPARATION TIME	: 40 - 60min

Display Units

Choose from hot, cold or ambient units in various sizes; within our range you will find a display unit to suit your individual needs and highlight your food in the best possible way.

Section Index

Ambient Display Cabinets	105
Cake Display Fridges	105 - 106
Cold Food Bars	103 - 104
Grab & Go Displays	107
Heated & Refrigerated Display Units	97
Heated Display Units	97 - 99
Ice cream Display Fridge	102
Pie Warmers	107 - 108
Pizza Ingredients Display Units	103
Refrigerated Display Units	100 - 102



ANUL

2
YEAR
WARRANTY

5 REASONS WHY

- 2 Year warranty
- National spare parts support
- Unrivalled after-sales service
- Trusted by South African industry professionals since 1993
- Engineered and manufactured to the highest international safety standards

SALVADORE

5 REASONS WHY

- Established brand since 2009
- Designed and manufactured to withstand commercial kitchen demands
- Solutions for all your display needs
- Front and back of house products that offer unique solutions
- Compact and practical products in modern designs

DISPLAY UNITS

FLOOR STANDING - HEATED

FEATURES

- Pleasing modern design
- Temperature range 40°C to 75°C at ambient temperature of 32°C
- Illuminated shelf and base for perfect product presentation
- Castor wheels make the unit easy to move
- Digital display and temperature control; for high accuracy
- Grade 304 S/Steel interior

CENCIO



**900MM
DHC7900**

SPECIFICATIONS

CAPACITY	: 285LT
SHELVES	: 3
VOLTAGE	: 230V - 50Hz
DIMENSIONS	: 900 X 680 X 1200MM
WEIGHT	: 122KG

**1200MM
DHC7200**

SPECIFICATIONS

CAPACITY	: 390LT
SHELVES	: 3
VOLTAGE	: 230V, 50Hz
DIMENSIONS	: 1200 X 680 X 1200MM
WEIGHT	: 139KG

**1500MM
DHC7500**

SPECIFICATIONS

CAPACITY	: 500LT
SHELVES	: 3
VOLTAGE	: 230V, 50Hz
DIMENSIONS	: 1500 X 680 X 1200MM
WEIGHT	: 157KG

**FLOOR STANDING
HEATED AND REFRIGERATED**

FEATURES

- Half side heated, half side refrigerated
- Heated temperature range +40°C to +75°C
- Refrigerated temperature range +2°C to +8°C
- Illuminated shelves for perfect product presentation
- Castor wheels make the unit easy to move
- Twin, easy access sliding doors for each section
- Digital display and temperature control independent for each section
- Grade 304 S/Steel interior
- Unit supplied with two adjustable shelves



**COMBO - HOT/COLD - 1500MM
DCC1500**

SPECIFICATIONS

CAPACITY	: 485LT
SHELVES	: 3
POWER	: 1.3KW
VOLTAGE	: 230V - 50Hz
DIMENSIONS	: 1500 X 680 X 1200MM
WEIGHT	: 254KG

SALVADORE

FLOOR STANDING - HEATED

ADONE

FEATURES

- Temperature range 40°C - 75°C at ambient temperature of 32°C
- Illuminated shelf and base for perfect product presentation
- Castor wheels make the unit easy to move
- Digital display and temperature control for high accuracy
- Grade 304 S/Steel interior
- Unit provided with two adjustable shelves



900MM DHC1900

SPECIFICATIONS

CAPACITY	: 225LT
SHELVES	: 3
VOLTAGE	: 230V - 50Hz
DIMENSIONS	: 900 X 730 X 1200MM
WEIGHT	: 112KG

1200MM DHC2200

SPECIFICATIONS

CAPACITY	: 310LT
SHELVES	: 3
VOLTAGE	: 230V - 50Hz
DIMENSIONS	: 1200 X 730 X 1200MM
WEIGHT	: 134KG

1500MM DHC2500

SPECIFICATIONS

CAPACITY	: 395LT
SHELVES	: 3
VOLTAGE	: 230V - 50Hz
DIMENSIONS	: 1500 X 730 X 1200MM
WEIGHT	: 153KG

HOT FOOD BAR

FEATURES

- Counter top unit can be fitted on or into counter
- Robust S/Steel construction
- Specially designed element to ensure excellent heat distribution
- Illuminated via fluorescent lighting for perfect product presentation
- Adjustable feet for levelling on uneven surfaces
- To be used with water



3 DIVISION BMA4003

SPECIFICATIONS

VOLTAGE	: 230V
POWER	: 1800W
DIMENSIONS	: 1074 X 710 X 728MM
WEIGHT	: 95KG
DIVISIONS	: 3

Note

Inserts sold separately



COUNTERSUNK - HEATED

FEATURES

- Counter top type can be fitted on or into counter
- Robust stainless steel outer body
- Temperature range 40°C - 75°C at ambient temperature of 32°C
- Will maintain displayed product at HACCP controlled temperature
- Illuminated shelf and base for perfect product presentation
- Digital display and temperature control for high accuracy
- Grade 304 S/Steel interior
- Unit provided with 1 adjustable shelf & fixed bottom shelf

ALESSIA



900MM DHC0900

SPECIFICATIONS

CAPACITY	: 70LT
SHELVES	: 2
VOLTAGE	: 230V - 50Hz
DIMENSIONS	: 900 X 470 X 680MM
WEIGHT	: 46KG

1200MM DHC1200

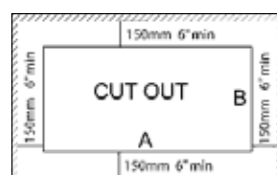
SPECIFICATIONS

CAPACITY	: 94LT
SHELVES	: 2
VOLTAGE	: 230V - 50Hz
DIMENSIONS	: 1200 X 470 X 680MM
WEIGHT	: 65KG

Note

It is essential that the cabinet below the cut-out is well ventilated. Poor ventilation will affect the performance of the unit.

WORKTOP CUT OUT



Model	A	B
DHC0900	850	430
DHC1200	1150	430
DHC1500	1450	430

HEATED DISPLAY MERCHANDISER - COUNTERTOP

FEATURES

- Screened glass for up market appearance
- Low maintenance halogen light fittings
- High power German supplied tangential fan blowers
- Removable top glass easy to clean
- High quality smooth running removable sliding doors
- Removable water tray to provide humidity
- Removable chrome wire rack for additional small items
- Thermostatic heat control
- Dry heat element with fan assisted air flow provides even heat distribution
- Humidity tray to maintain moisture



3 DIVISION HDM0003

SPECIFICATIONS

NUMBER OF DIVISIONS	: 3
MAX INSERT DEPTH	: 100MM
POWER RATING	: 2.5kW
VOLTAGE	: 230V - 50Hz
DIMENSIONS	: 1070 X 720 X 630MM
BOX DIMENSIONS	: 1120 X 840 X 910MM
PACKED WEIGHT	: 70KG

Note

Inserts sold separately

COUNTERSUNK - REFRIGERATED

FEATURES

- Temperature range +2°C to +8°C at ambient temperature of 32°C
- Unit provided with 1 adjustable shelf
- LED illuminated shelf and base for perfect product presentation
- Digital display and temperature control for high accuracy
- Automatic defrost
- Tempered glass
- Grade 304 S/Steel interior
- Double glazed glass windows to prevent condensation

AZELIO

900MM DFC1900

SPECIFICATIONS

CAPACITY	: 70LT
SHELVES	: 2
POWER	: 280W
VOLTAGE	: 230V - 50Hz
DIMENSIONS	: 900 X 470 X 680MM
WEIGHT	: 66KG

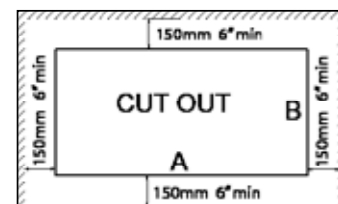
1200MM DFC2200

SPECIFICATIONS

CAPACITY	: 94LT
SHELVES	: 2
POWER	: 400W
VOLTAGE	: 230V - 50Hz
DIMENSIONS	: 1200 X 470 X 680MM
WEIGHT	: 88KG



WORKTOP CUT-OUT



Model	A	B
DFC1900	850	430
DFC1200	1150	430



FLOOR STANDING - REFRIGERATED

FEATURES

- Temperature range +2°C to +8°C ambient temperature of 32°C
- LED illuminated shelf and base for perfect product presentation
- Digital display and temperature control for high accuracy
- Grade 304 S/Steel interior
- Unit provided with two adjustable shelves
- Automatic defrost
- Tempered heated glass
- Double glazed glass window to prevent condensation
- Castor wheels make the unit easy to move

CAPPI

900MM DFC7900

SPECIFICATIONS

CAPACITY	: 285LT
SHELVES	: 3
POWER	: 626W
VOLTAGE	: 230V - 50Hz
DIMENSIONS	: 900 X 680 X 1200MM
WEIGHT	: 174KG

1200MM DFC7200

SPECIFICATIONS

CAPACITY	: 390LT
SHELVES	: 3
POWER	: 769W
VOLTAGE	: 230V - 50Hz
DIMENSIONS	: 1200 X 680 X 1200MM
WEIGHT	: 215KG

1500MM DFC7500

SPECIFICATIONS

CAPACITY	: 500LT
SHELVES	: 3
POWER	: 923W
VOLTAGE	: 230V - 50Hz
DIMENSIONS	: 1500 X 680 X 1200M
WEIGHT	: 254KG



FLOOR STANDING - REFRIGERATED

AZZURO

FEATURES

- Temperature range +2°C to +8°C at ambient temperature of 32°C
- Unit provided with 2 adjustable shelves
- Digital display and temperature control for high accuracy
- Automatic defrost
- LED illuminated shelf and base for perfect product presentation
- Grade 304 S/Steel interior
- Double glazed glass windows to prevent condensation
- Castor wheels make the unit easy to move



900MM DFC0900

SPECIFICATIONS

CAPACITY	: 225LT
SHELVES	: 3
POWER	: 1000W
VOLTAGE	: 230V - 50Hz
DIMENSIONS	: 900 X 730 X 1200MM
WEIGHT	: 163KG

1200MM DFC1200

SPECIFICATIONS

CAPACITY	: 310LT
SHELVES	: 3
POWER	: 1100W
VOLTAGE	: 230V - 50Hz
DIMENSIONS	: 1200 X 730 X 1200MM
WEIGHT	: 200KG

1500MM DFC1500

SPECIFICATIONS

CAPACITY	: 395LT
SHELVES	: 3
POWER	: 1200W
VOLTAGE	: 230V - 50Hz
DIMENSIONS	: 1500 X 730 X 1200MM
WEIGHT	: 274KG

TABLE TOP

FEATURES

- Automatic defrost
- Temperature range -20°C to -15°C
- High quality digital temperature controller
- Heated front window to prevent condensation build up
- Low pressure hermetic compressor R404 gas
- Unit supplied with five polycarbonate 3.5LT storage pans
- Grade 304 S/Steel interior



ICE CREAM FREEZER - 1200MM ICF1200

SPECIFICATIONS

CAPACITY	: 5 X 3.5LT pans
POWER	: 500W
VOLTAGE	: 230V - 50Hz
DIMENSIONS	: 1200 X 540 X 790MM
WEIGHT	: 130KG

OTHER ORDER CODES

ICE CREAM FREEZER INSERT

ICF1201
325 X 176 X 100MM

Note

Inserts Included



REFRIGERATED PIZZA DISPLAYS

The Salvadore refrigerated pizza display cabinets are ideal for the display and storage of ingredients used in pizza and sandwich outlets

FEATURES

- Keeps food between +2°C and +10°C at +32°C ambient
- Ideal for storing and display of pizza or sandwich ingredients
- Sneeze guard glass for hygiene
- Low maintenance auto defrost function
- Can accommodate 6 or 9 GN1/4 inserts
- High quality digital set point controller



INGREDIENT FRIDGE - 1400MM PIF1400

SPECIFICATIONS

POWER	: 0.16kW
VOLTAGE	: 230V - 50Hz
DIMENSIONS	: 1400 X 350 X 440MM
BOX DIMENSIONS	: 500 X 450 X 540MM
PACKED WEIGHT	: 44KG

INGREDIENT FRIDGE - 2000MM PIF2000

SPECIFICATIONS

POWER	: 160W
VOLTAGE	: 230V - 50Hz
DIMENSIONS	: 2000 X 350 X 440MM
BOX DIMENSIONS	: 2100 X 450 X 540MM
PACKED WEIGHT	: 53KG

Note

Inserts sold separately

COLD FOOD BARS

FEATURES

- Electronic thermostat with constant digital reading
- Pressed tank with drainage and rounded corners for ease of cleaning
- Sliding doors easy to remove and clean
- Temperature range - +2°C and +6°C
- High quality watertight silent compressor with a ventilated dual condenser
- S/Steel and tempered glass design
- LED lighting system



6 INSERT - SILVER SDF5006

SPECIFICATIONS

CAPACITY	: 6 Pan (GN1/3 X 40MM)
VOLTAGE	: 230V - 50Hz
REFRIGERANT	: R134a
DIMENSIONS	: 1438 X 395 X 245MM



8 INSERT - SILVER SDF5008

SPECIFICATIONS

CAPACITY	: 8 Pan (GN1/3 X 40MM)
VOLTAGE	: 230V - 50Hz
REFRIGERANT	: R134a
DIMENSIONS	: 1788 X 395 X 245MM

OTHER ORDER CODES

COLD FOOD BAR - THIRD INSERT XSDF2015

Note

Inserts included



COLD FOOD BARS - SQUARE

FEATURES

- Built with double glazed glass
- Flat top surface tempered crystals to gain more workspace on top
- Double lighting
- Access height to work comfortably inside
- Easy-cleaning powerful evaporator
- Temperature range +2°C - +6°C



6 INSERT - BLACK

SDF7006

SPECIFICATIONS

CAPACITY : 6 INSERTS
DIMENSIONS : 1190 X 380 X 300MM



8 INSERT - BLACK

SDF7008

SPECIFICATIONS

CAPACITY : 8 INSERTS
DIMENSIONS : 1540 X 380 X 300MM

Note

Inserts included



AMBIENT DISPLAY CABINETS

Our Salvadore displays are neat, classy and provide a hygienic ambient display for muffins, biscuits and other items not requiring heating or refrigeration. We have four types of these units, and you can choose the one that best suits the demands and requirements of your business.

FEATURES

- Rear sliding doors
- Tempered glass
- Supplied in knock down form
- Easy to assemble
- Glass protector profile



SINGLE SHELF - MEDIUM

NDC0001 - 920 X 330 X 215MM



SINGLE SHELF - EXTRA LONG

NDC1001 - 1200 X 330 X 215MM



DOUBLE SHELF - SMALL

NDC0003 - 555 X 390 X 375MM

DOUBLE SHELF - MEDIUM

NDC0002 - 920 X 330 X 315MM



DOUBLE SHELF - EXTRA LONG

NDC1002 - 1200 X 330 X 315MM



CAKE DISPLAY FRIDGE

FEATURES

- Modern design
- Double glazed windows with heater to prevent condensation
- Reliable refrigeration system using high quality components
- Accurate digital temperature control with digital temperature readout
- Automatic defrost



FLOOR STANDING

CDF3701

SPECIFICATIONS

DIMENSIONS : 700 X 650 X 1900MM
WEIGHT : 170KG
CAPACITY : 420LT
POWER : 230V - 50Hz
TEMP : +2°C to +10°C

This unit is ideal for any area where the display of refrigerated products is required. The rotating shelves will stop when the door is opened. The unit has a power saving function that allows you to turn off the rotating shelves and the display lights while still maintaining the refrigeration temperature.

CAKE DISPLAY FRIDGES



FEATURES

- Compact design for counter top use
- 4 fully adjustable shelves
- Available with either rotating or fixed adjustable height shelves
- Adjustable leveling feet
- Exterior and interior constructed from Aluminium and stainless steel
- Double glazed windows with heater to prevent condensation
- Self closing magnetic sealing door
- Automatic defrost
- Digital electronic temperature control unit
- Ozone friendly R134a gas
- Designed for tropical conditions
- Interior illumination for perfect product presentation

TABLE TOP ROTATING SHELVES CDF2000

SPECIFICATIONS

DIMENSIONS	: 524 X 449 X 1083MM
WEIGHT	: 60KG
CAPACITY	: 120LT
POWER	: 0.48KW
VOLTAGE	: 230V - 50Hz
TEMP	: +2°C to +10°C at ambient temperature +32°C



FLOOR STANDING CDF2001

SPECIFICATIONS

DIMENSIONS	: 650 X 650 X 1790MM
WEIGHT	: 110KG
CAPACITY	: 500LT
POWER	: 0.57KW
VOLTAGE	: 230V - 50Hz
TEMP	: +2°C to +10°C at ambient temperature +32°C



GRAB AND GO DISPLAYS

FEATURES

- Perfect for point-of-sale display of hot products such as chickens and pies
- Perfect for point-of-sale display of products requiring refrigeration
- LED illumination for each shelf
- Unit fitted with 4 shelves
- Digital temperature control
- Powerful circulation fan ensures even shelf temperatures
- Unit fitted with castors for easy movement 2 with brakes
- Automatic defrost
- Night curtain



COOLED GGC0001

SPECIFICATIONS

POWER	: 1340W
VOLTAGE	: 230V - 50Hz
WEIGHT	: 96KG
CAPACITY	: 220LT
DIMENSIONS	: 494 X 674 X 1740MM
TEMPERATURE RANGE	: 2-10°C

HEATED GGH0001

SPECIFICATIONS

POWER	: 2000W
VOLTAGE	: 230V - 50Hz
WEIGHT	: 67KG
CAPACITY	: 220LT
DIMENSIONS	: 494 X 600 X 1740MM
TEMPERATURE RANGE	: 30-80°C



PIE WARMER

FEATURES

- Fixed front glass
- Rear hinged glass door
- 3 shelves - 105MM spacing between shelves
- Thermostatically controlled heater, temp range 30°C to 110°C
- Interior light

- Illuminated signage panel in front
- Removable crumb tray
- Humidity pan
- Temperature indicating gauge
- Operating temperature: 50°C - 80°C



MINI PWK0007 PIE WARMER

SPECIFICATIONS

VOLTAGE	: 230V
POWER	: 0.75kW
DIMENSIONS	: 353 X 393 X 604MM
WEIGHT	: 13.7KG



PIE WARMERS

FEATURES

- This unit is ideal for use in small supermarkets or fast-food outlets
- Thermostatically controlled temperature
- Rear sliding doors

- Easily removable crumb tray
- Full S/Steel double wall construction, keeps outside wall cool
- Operating temperature: 50°C - 80°C



640MM PWK0004

SPECIFICATIONS

VOLTAGE	: 230V
POWER	: 1kW
DIMENSIONS	: 640 X 364 X 525MM
WEIGHT	: 23KG
CAPACITY	: Approx 30 standard size pies

865MM PWK0005

SPECIFICATIONS

VOLTAGE	: 230V
POWER	: 1kW
DIMENSIONS	: 865 X 364 X 525MM
WEIGHT	: 21KG
CAPACITY	: Approx 50 standard size pies

FEATURES

- This attractive unit with illuminated display and superb product visibility offers excellent point-of-sale value
- Convenient front and rear sliding doors provide quick, easy access
- Humidity pan prevents drying out
- Front mounted temperature indicating gauge for monitoring internal temperature
- Suitable for bakeries, take-aways and convenience stores
- Shelves can be adjusted and sloped for display purposes
- Thermostatically controlled heater, temp range 50°C - 90°

660MM PWK0002-R01

SPECIFICATIONS

VOLTAGE	: 230V
POWER	: 1.2kW
DIMENSIONS	: 660 X 483 X 620MM
WEIGHT	: 40KG
CAPACITY	: Approx 30 standard size pies

900MM PWK0003-R01

SPECIFICATIONS

VOLTAGE	: 230V
POWER	: 1.5kW
DIMENSIONS	: 873 X 483 X 590MM
WEIGHT	: 50KG
CAPACITY	: Approx 45 standard size pies

1200MM PWK0006-R01

SPECIFICATIONS

VOLTAGE	: 230V
POWER	: 1.8kW
DIMENSIONS	: 1200 X 483 X 785MM
WEIGHT	: 72KG
CAPACITY	: Approx 60 standard size pies



Processing

Find the ideal piece of equipment to blend, slice, prepare, mix, convert or preserve. Choose from our range of world leading brands such as Hamilton Beach, Robot Coupe and Rheninghaus amongst others.

Section Index

Bandsaws	128 - 129	Mincer Knives & Plates	130
Bar Blenders	151 - 153	Mincers	130 - 132
Biltong Slicers/Cutters	133	Mixing Machine	132
Blades	117	Patty Formers/Machines	144
Blenders	150 - 153	Planetary Mixers	146 - 149
Blixers	120 - 121	Potato Peeler	122
Bowl Cutters	119 - 120	Power Mixers	111 - 112
Chippers	133	Robot Cook	118
D-Cleaning Kit	116	Sausage Filler Funnels	143
Dough Roller	149	Sausage Fillers	141 - 142
Food Processors	113 - 114	Slicers	122 - 127
Food/Culinary Blenders	150 - 151, 157	Spiral Dough Mixers	145
French Fry Cutter	134	Tenderiser	144
Heat Sealing Machines	135	Tomato Slicer	134
Ice Crushers	158	Vacuum Pack Machines	136 - 140
Ice Shaver	158	Vegetable Cutter & Blades	121
Immersion Mixer	111	Vegetable Mill	134
Juice Extractors	156 - 157	Vegetable Preparation Machines	114 - 116
Milkshake Mixers	154 - 155	Wrapping Machines	134
Mincer Funnels	143		



COMMERCIAL IMMERSION MIXER

Fully portable, ideal to mix soups or salsas directly in the bowl. Suitable for small restaurants, coffee shops or any other light duty application.



HAND HELD MMH1000

SPECIFICATIONS

LENGTH OF TUBE	: 230MM
POWER	: 0.175kW - 220V - 50Hz
SIZE	: 445 X 76MM
MOTOR	: 1HP



POWER MIXERS

Through the dedication and hard work of Robot Coupe's staff, the company has become the foodservice industry leader in the development and refinement of food processors, vegetable preparation units, and combination processing units.

FEATURES

- S/Steel knife, bell and tube
- Removable foot and knife, a Robot Coupe exclusive patented system
- Delivered with 1 S/Steel wall support
- Removable knife, a Robot Coupe exclusive patented system
- Foot equipped with a 3 level watertightness system



MP 160 VV - MINI PMM0160

(KNIFE AND EMULSIFYING DISC INCLUDED)

SPECIFICATIONS

LENGTH OF TUBE	: 160MM
TOTAL LENGTH	: 455 X Ø78MM
VARIABLE SPEED	: From 2000 to 12500RPM
MOTOR POWER	: 240W SINGLE PHASE 230V - 50Hz
WEIGHT	: 1.4KG



MICROMIX PMM0165

(KNIFE AND EMULSIFYING DISC INCLUDED)

SPECIFICATIONS

LENGTH OF TUBE	: 165MM
TOTAL LENGTH	: 430 X Ø61MM
MOTOR POWER	: 220W - SINGLE PHASE 230V - 50Hz
VARIABLE SPEED	: From 1500 to 14000RPM
WEIGHT	: 1KG



5 REASONS WHY

- 2 Year warranty
- National spare parts support
- Unrivalled after-sales service
- Trusted by South African industry professionals since 1993
- Engineered and manufactured to the highest international safety standards

5 REASONS WHY

- 2 Year warranty
- International brand established in 1950
- Italian designed and manufactured to the highest international standards
- A strong and innovative tradition coupled with creativeness
- Uncompromised safety complying with European standards



5 REASONS WHY

- International brand established in 1961
- French designed and manufactured to the highest international standards
- At the cutting edge of technology, innovation, and excellence
- Undisputed leader in food preparation equipment
- World leader in more than 130 countries

5 REASONS WHY

- International brand established in 1910
- American designed and manufactured to the highest international standards
- Award winning products at the forefront of technology and innovation
- The global leader in blending solutions
- More than 500 approved American patents



5 REASONS WHY

- Established brand since 2009
- Designed and manufactured to withstand commercial kitchen demands
- Ideal for front and back of house applications
- Sleek and modern designs to enhance any establishment
- Practical and robust products for everyday use

5 REASONS WHY

- A trusted brand within the industry
- Ranges to suit a variety of needs
- Manufactured to withstand demanding hospitality environments
- Sleek and modern designs for front and back of house applications
- Continuous expansion to meet changing needs

POWER MIXERS



MP 190V.V. - MINI
PMM0190
(KNIFE AND EMULSIFYING DISC INCLUDED)

SPECIFICATIONS
LENGTH OF TUBE : 190MM
TOTAL LENGTH : 470 X 485 X Ø78MM
VARIABLE SPEED : From 2000 to 12500RPM
MOTOR POWER : 250W - SINGLE PHASE
230V - 50Hz
WEIGHT : 2.5KG



MP 240 COMBI - MINI
PMC1240
(WHISK AND KNIFE INCLUDED)

SPECIFICATIONS
LENGTH OF TUBE : 240MM - Ø78MM
TOTAL LENGTH : 535MM
WITH WHISK : 550MM
VARIABLE SPEED : From 2000 to 12500RPM
(Mixer function)
From 350 to 1560RPM
(Whisk function)
MOTOR POWER : 270W SINGLE PHASE
230V - 50Hz
WEIGHT : 2.8KG



MP450 COMBI ULTRA - LARGE
PML1450
(WHISK AND KNIFE INCLUDED)

SPECIFICATIONS
LENGTH OF TUBE : 450MM
TOTAL LENGTH : 890 X Ø125MM
WITH WHISK : 840MM
VARIABLE SPEED : From 1500 to 9000RPM (Mixer function)
From 250 to 1500RPM (Whisk function)
MOTOR POWER : 500W - SINGLE PHASE
230V - 50Hz
WEIGHT : 8.2KG



MP800 TURBO
PML0800
(WHISK AND KNIFE INCLUDED)

SPECIFICATIONS
LENGTH OF TUBE : 740MM
TOTAL LENGTH : 1130 x Ø 125MM
SINGLE SPEED : 9500 RPM
MOTOR POWER : 1000W - SINGLE PHASE
230V - 50Hz
WEIGHT : 9.2KG



300 V.V. - COMPACT
PMC0300
30LT
(KNIFE INCLUDED)

SPECIFICATIONS
LENGTH OF TUBE : 300MM
TOTAL LENGTH : 660 X Ø94MM
VARIABLE SPEED : From 2300 to 9600RPM
MOTOR POWER : 350W - SINGLE PHASE
230V - 50Hz
WEIGHT : 3.4KG



UNIVERSAL PAN SUPPORT
PMC0001
(ONLY APPLICABLE TO SMALLER MIXERS)



MP450 ULTRA - LARGE
PML0450
(KNIFE INCLUDED)

SPECIFICATIONS
LENGTH OF TUBE : 450MM
TOTAL LENGTH : 485 X Ø78MM
SINGLE SPEED : 9500RPM
MOTOR POWER : 270W SINGLE PHASE
230V - 50Hz
WEIGHT : 6.3KG

FOOD PROCESSORS

2 MACHINES IN 1

A cutter bowl and a vegetable preparation attachment on the same motor base. They easily chop, grind, knead, mix and thanks to their complete selection of discs, grate, slice and julienne to perfection. They can perform any number of tasks, which you will gradually discover as you use them.

FEATURES

- Induction motor
- Mechanical safety system for R201 Ultra and magnetic safety system for R301 Ultra and motor brake
- Complete selection of S/Steel discs available



2.9 LITRE BOWL



1 TO 10 SERVINGS

R201 XL ULTRA (1 TO 50 SERVINGS)
FPR1201

SPECIFICATIONS
POWER : 550W - SINGLE PHASE - 230V - 50Hz
SINGLE SPEED : 1500RPM - Pulse function
DIMENSIONS : 495 X 220 X 280MM
WEIGHT : 10KG

LID EQUIPPED WITH TWO HOPPERS

- A large hopper for large veg and a cylindrical hopper for long or fragile veg (carrots, cucumbers, etc.)
- Supplied with: 2 discs: slicer 2MM and grater 2MM

Selection of discs for R201 XL Bistro available, see pg 117

Note

The machine is also delivered with 2.9LT S/Steel cutter bowl with ergonomic handle
Smooth blade

FEATURES

- Induction motor
- Magnetic safety system for R301 Ultra and motor brake
- Complete selection of S/Steel discs available



3.7 LITRE BOWL



1 TO 100 SERVINGS

R301 ULTRA (1 TO 100 SERVINGS)
FPR0301

SPECIFICATIONS
POWER : 650W - SINGLE PHASE - 230V - 50Hz
SINGLE SPEED : 1500RPM - Pulse function
DIMENSIONS : 550 X 325 X 300MM
WEIGHT : 19KG

VEGETABLE SLICER WITH EJECTION, EQUIPPED WITH TWO HOPPERS

1 LARGE HOPPER (AREA : 104CM²) and one cylindrical hopper (Ø:58MM)

SUPPLIED WITH

- 4 DISCS: Slicer 2MM and 4MM, Grater 2MM and Julienne 2 X 2MM

Complete selection of discs for R301 ULTRA Bistro available, see pg 117

Note

The machine is also delivered with 3.7LT S/Steel cutter bowl with brushed finish and ergonomic handle
Smooth blade

FOOD PROCESSOR



5.9 LITRE BOWL

R502 ULTRA (50 TO 300 SERVINGS) FPR0502

SPECIFICATIONS	
POWER	: 900W - 3 PHASE - 400V - 50Hz
2 SPEEDS	: 750 and 1500RPM - PULSE FUNCTION
DIMENSIONS	: 378 X 347 X 660MM
WEIGHT	: 18KG

Note

The machine is also delivered with Exactitube pusher
5.9LT S/Steel bowl with handle
Smooth blade

VEGETABLE SLICER WITH EJECTION, EQUIPPED WITH TWO HOPPERS

- Large hopper of 139CM² and cylindrical hopper (Ø: 58MM)
- No discs included

Selection of discs for R502 ULTRA Bistro available, see pg 117

50 TO 300 SERVINGS

VEGETABLE PREPARATION MACHINE

Today, we are encouraged to eat at least 5 portions of fresh fruit and vegetables each day. As variety is the spice of life, your Robot Coupe vegetable preparation machine can be fitted with a large range of discs and cutting sets for slicing, grating, julienne and dicing any fruit or vegetable you wish. Let your imagination and creativity go wild

FEATURES

- Magnetic safety system and motor brake
- Automatic restart of the machine with the pusher



20 TO 80 SERVINGS



CL30 BISTRO (20 TO 80 SERVINGS) VPR0030

SPECIFICATIONS	
POWER	: 500W - SINGLE PHASE - 250V - 50Hz
SINGLE SPEED	: 500RPM
DIMENSIONS	: 590 X 320 X 304MM
OPERATING TIME	: Up to 80KG/H
WEIGHT	: 15.2KG

Complete selection of 28 discs for CL30 BISTRO available see pg 117

Note

The machine is also delivered with a removable bowl and lid in abs equipped with a large Hopper (area: 104CM²) and a cylindrical hopper (Ø:58MM)

VEGETABLE PREPARATION MACHINES

FEATURES

- Industrial induction motor for heavy duty use guarantees durability and reliability
- Magnetic safety system and motor brake
- Automatic restart of the machine with the pusher



50 TO 300 SERVINGS



CL50 - (300 SERVINGS) VPR0050

SPECIFICATIONS	
POWER	: 550W - SINGLE PHASE - 250V - 50Hz
SINGLE SPEED	: 375RPM
DIMENSIONS	: 590 X 350 X 320MM
OPERATING TIME	: Up to 250KG/H
WEIGHT	: 18KG

Note

The machine is also delivered with Exactitube pusher
Removable lid equipped with a large half moon
Hopper (area: 139CM²) and a cylindrical Hopper (Ø:58MM)

Complete selection of discs for CL50 Bistro available, see pg 117

FEATURES

- Industrial induction motor for heavy duty use guarantees durability and reliability
- Magnetic safety system and motor brake
- Automatic restart of the machine with the pusher



200 TO 600 SERVINGS



Extra large hopper



Extra powerful



Extra precise



Exactitube pusher



CL52E (200 TO 600 SERVINGS) VPR0052

SPECIFICATIONS	
POWER	: 750W - SINGLE PHASE - 230V - 50Hz
SINGLE SPEED	: 375RPM
DIMENSIONS	: 690 X 340 X 360MM
OPERATING TIME	: Up to 300KG/H
WEIGHT	: 26KG

Note

The machine is also delivered with Exactitube pusher
Removable lid equipped with a cylindrical hopper (Ø: 58MM)

Complete selection of discs for CL52E Bistro available, see pg 117

VEGETABLE PREPARATION MACHINE



ALL S/STEEL EXCEPT FEED HEAD BASE (ALUMINIUM)

CL60 WITH AUTOMATIC FEED HEAD (3000 SERVINGS) VPR2060

SPECIFICATIONS
 (300 to over 3000 servings with auto feed head)
 POWER : 1500W - 3 - PHASE - 400V - 50Hz
 2 SPEEDS : 375 and 750RPM
 DIMENSIONS : 1260 X 404 X 545MM
 OPERATING TIME : Up to 900KG/H
 WEIGHT : 57KG

OTHER ORDER CODES
CL60 WITH PUSHER FEED (3000 SERVINGS) VPR0060
CL60 TROLLEY ONLY (TROLLEY SOLD SEPARATELY EXCLUDES CONTAINERS) VPR4060

(Complete selection of discs)



CL60 PUSHER FEED HEAD ONLY VPR3060



CL60 AUTOMATIC FEED HEAD ONLY VPR1060

300 TO 3000 SERVINGS

D-CLEANING KIT

Cleaning tool dicing grids

ROBOT COUPE D-CLEANING KIT XFPR0065



Grid holder
 - One side for CL30 Bistro
 - One side for R502 and CL50 to CL60

Dicing grid cleaning tool 5MM, 8MM, 10MM, 12MM and 14MM

Scraper tool

Blade Holder Robot Coupe

Wall mounted blade holder Robot coupe

BLADES

DISCS	R 201 Ultra - R 301 Ultra CL 30 Bistro	R 502 CL 50 - CL 60
SLICERS		
Almonds 0,6 MM		UPR0006
0,8 MM		UPR1008
1 MM	FPR0001	UPR0001
2 MM	FPR0002	UPR0002
3 MM	FPR0003	UPR0003
4 MM	FPR0004	UPR0004
5 MM	FPR0005	UPR0005
6 MM	FPR0006	UPR2006
8 MM		UPR0008
10 MM		UPR0010
14 MM		UPR0014
6 MM for cooked potatoes		

DISCS	CL 30 Bistro	R 502 CL 50 - CL 60
RIPPLE CUT SLICERS		
2 MM	FPR1002	UPR2002
3 MM		UPR2003
5 MM		UPR2005

DISCS	CL 30 Bistro	R 502 CL 50 - CL 60
GRATERS		
1,5 MM	FPR2015	UPR3015
2 MM	FPR2002	UPR3002
3 MM	FPR2003	UPR3003
4 MM		UPR3004
5 MM		UPR3005
6 MM	FPR2006	
7 MM		UPR3007
9 MM	FPR2009	UPR3009
Parmesan	FPR3001	UPR4001
Röstis potatoes		UPR4002
0,7 MM for horseradish paste	FPR3004	
1 MM for horseradish paste		
1,3 MM for horseradish paste		

DISCS	R 201 Ultra - R 301 Ultra CL 30 Bistro	R 502 CL 50 - CL 60
JULIENNE		
1 X 8 MM		UPR4008
1 X 26MM For Onions/Cabbage		UPR4030
2 X 2 MM	FPR4002	UPR5002
2,5 X 2,5 MM		UPR5025
2 X 4 MM	FPR4004	UPR5004
2 X 6 MM	FPR4006	UPR5006
2 X 8 MM		UPR5008
2 X 10 MM		UPR5010
3 X 3 MM		UPR6003
4 X 4 MM	FPR5004	UPR6004
6 X 6 MM	FPR5006	UPR6006
8 X 8 MM	FPR5008	UPR6008

DISCS	CL 30 Bistro	R 502 CL 50 - CL 60
DICING EQUIPMENTS (1 dicing grid + 1 slicer)		
5 X 5 X 5 MM		UPR6005
8 X 8 X 8 MM	FPR8008	UPR6018
10 X 10 X 10 MM	FPR8010	UPR6010
12 X 12 X 12 MM	FPR8012	
14 X 14 X 14 MM		UPR6014
14 X 14 X 5 MM (mozzarella)		UPR6015
14 X 14 X 10 MM		UPR6111
20 X 20 X 20 MM		UPR6020
25 X 25 X 25 MM		UPR6025
50 X 70 X 25 MM		UPR6050

DISCS	CL 30 Bistro	R 502 CL 50 - CL 60
FRENCH FRIES EQUIPMENTS*		
8 X 8 MM		UPR7008*
10 X 10 MM	FPR9010	UPR7010*
10 X 16 MM		UPR7016*


SLICERS



RIPPLE CUT SLICERS




GRATERS



JULIENNE



DICING EQUIPMENTS



FRENCH FRIES EQUIPMENTS



* Not available for CL60 with pusher feed head

Note

French fry and cubing discs must be used with dedicated blade supplied with cuber

ROBOT COOK



The 1st professional Cooking Cutter-Blender! The kitchens assistant for Chefs.

Emulsifying, grinding, mixing, chopping, blending and kneading are among the many functions carried out to perfection by the Robot Cook®. In addition, there is modifiable heating capacity up to 140°C, accurate to the nearest degree. The large capacity bowl means you can produce sufficient quantities for professional needs.

The Robot Cook® stimulates the chef's imagination. It is the ideal assistant when innovating and preparing a multitude of attractive, hot and cold, savoury or sweet recipes.

FEATURES

- Easy to use with its variable speed function of 100 to 3500 RPM
- Refined dishes prepared in no time with its Turbo/Pulse rotary speed reaching 4500 RPM
- A mix of delicate products prepared without cutting due to the inverse rotation of the blade: the R-Mix® function from - 100 to - 500 RPM
- Keeps the food preparation hot thanks to the intermittent function
- The powerful Robot Cook® relies on a very robust industrial induction motor

ROBOT COOK® RCR0001

SPECIFICATIONS

POWER	: 1800W
VOLTAGE	: 230V 50Hz
4 SPEED FUNCTIONS	: VARIABLE SPEED
	: From 100 to 3500 RPM
HIGH SPEED	: Turbo/Pulse of 4500 RPM
R-MIX BLEND SPEED	: From - 100 to - 500 RPM
INTERMITTENT SPEED	: Slow speed blade rotation every 2 seconds
HEATING CAPACITY	: Up to 140°C
PRECISE TEMPERATURE CONTROL	: +/- 1°C
S/STEEL BOWL CUTTER	: 3.7LT with handle
LIQUID CAPACITY	: 3.7LT
2 BLADES	: Fine serrated blade - special for blender function Smooth blade - special for cutter function
SCRAPER ARM	: Yes
PROGRAMMING FUNCTION	: 9 Recipes
DIMENSIONS	: 226 X 338 X 522MM
WEIGHT	: 15KG

OTHER ORDER CODES

ADDITIONAL BOWL SET

RCR0002

FINE SERRATED BLADE - BLENDER FUNCTION

RCR0003

SMOOTH BLADE - CUTTER FUNCTION

RCR0004



BOWL CUTTERS

Robot Coupe table top cutters have been designed to process all types of food and will mix, grind, chop, knead and puree with speed and efficiency, giving consistent high quality end-products in a couple of minutes for the longest preparation.

FEATURES

- Pulse function
- Industrial induction motor for heavy duty use guarantees durability and reliability
- Magnetic safety system and motor brake



2.9 litre bowl

R2A - 2.9LT BCR0002

SPECIFICATIONS

POWER	: 550W - SINGLE PHASE - 250V - 50Hz
SINGLE SPEED	: 1500RPM - pulse function
DIMENSIONS	: 350 X 200 X 280MM
DELIVERED WITH	: S/Steel bowl with ergonomic handle, 2.9LT capacity and smooth blade
WEIGHT	: 9KG

10 TO 20 SERVINGS



3.7 litre bowl

R3 - 3.7LT BCR0003

SPECIFICATIONS

POWER	: 650W - SINGLE PHASE - 250V - 50Hz
SINGLE SPEED	: 1500RPM - pulse function
DIMENSIONS	: 400 X 210 X 320MM
DELIVERED WITH	: S/Steel bowl with ergonomic handle, 3.7LT capacity and smooth blade
WEIGHT	: 10KG

10 TO 30 SERVINGS



4.5 litre bowl

R4 - 4.5LT BCR0004

SPECIFICATIONS

POWER	: 700W - SINGLE PHASE - 250V - 50Hz
SINGLE SPEED	: 1500RPM - pulse function
DIMENSIONS	: 440 X 226 X 304MM
DELIVERED WITH	: S/Steel bowl with ergonomic handle, 4.5LT capacity and smooth blade
WEIGHT	: 13KG

10 TO 50 SERVINGS

BOWL CUTTER

FEATURES

- Pulse function
- Industrial induction motor for heavy duty use guarantees durability and reliability
- Magnetic safety system and motor brake



50 TO 200 SERVINGS

R10 - 11.5LT BCR0010

SPECIFICATIONS

POWER : 2600W - 3 PHASE - 400V - 50Hz
 2 SPEEDS : 1500 and 3000RPM - pulse function
 DIMENSIONS : 660 X 345 X 560MM
 DELIVERED WITH : S/Steel bowl with handles, 11.5LT capacity and S/Steel 3 smooth blade assembly
 Removable blade for cleaning
 WEIGHT : 42KG

BLIXER

THE FUNCTIONS OF A CUTTER + A BLENDER IN 1 MACHINE

- Since 1991, Robot Coupe has been improving the Blixers® concept in close partnership with healthcare and catering specialists, in order to process food for people who have problems to chew and swallow
- With a Blixer®, preparing healthy, well balanced and tasty food is simplicity itself, due to it's ability to blend raw ingredients
- Robot Coupe Blixers® allow you to make any starter, main dish or dessert you choose with a modified texture for the health sector
- Handy polycarbonate lid equipped with a watertight seal and with a bowl and lid scraper
- All parts that are in contact with food can be easily removed for cleaning
- With a specific blade to process batches from 300GR to 2KG, the Blixer® has incredible small portion control

FEATURES

- S/Steel motor shaft
- Pulse function
- Induction motor
- Magnetic safety system and motor brake
- High liquid capacity bowl
- Sealed lid
- Bowl and lid scraper made in two parts, easy to dismantle and to clean

Blixer® is the essential tool for the trendy cuisine in gourmet bistros, top level restaurants, caterers, banquets and for health care facilities



Delivered with a fine serrated blade assembly



BLIXER 3 - (MIXER / BLENDER) BLX0003

SPECIFICATIONS

POWER : 750W - SINGLE PHASE - 250V - 50Hz
 SINGLE SPEED : 3000RPM - pulse function
 DIMENSIONS : 420 X 210 X 330MM
 DELIVERED WITH : S/Steel 3.7LT capacity bowl with ergonomic handle and fine serrated blade
 WEIGHT : 12KG



BLIXER

FEATURES

- Central lid opening for adding liquid or solid ingredients during processing
- High heat- and shock-resistant see-through lid to monitor processing from start to finish
- Leakproof lid and bowl unit with bowl scraper arm and lid wiper
- All parts are dishwasher-safe and can easily be removed for cleaning





BLIXER 5 BLX0005

SPECIFICATIONS

POWER : 1500W
 SINGLE SPEED : 3000RPM
 DIMENSIONS : 540 X 365 X 280MM
 DELIVERED WITH : S/Steel 5.9LT capacity bowl ergonomic handle
 WEIGHT : 21KG



VEGETABLE CUTTER



FIMAR (NO BLADES) VCF0001

SPECIFICATIONS

POWER : 0.37kW
 VOLTAGE : 230V
 DIMENSIONS : 220 X 610 X 520MM
 WEIGHT : 25KG

OTHER ORDER CODES

PLATE FIMAR

- VPC3002 - SLICING 2MM
- VPC3003 - SLICING 3MM
- VPC3010 - SLICING 10MM
- VPC3005 - SERRATED SLICE 5MM
- VPC5010 - CHIPPER 10MM
- VPC6006 - JULIENNE 6MM
- VPC6008 - JULIENNE 8MM
- VPC7010 - CUBING 10MM
- VPC8003 - GRATING 3MM
- VPC8004 - GRATING 4MM
- VPC8007 - GRATING 7MM

EJECTOR

- VPE1001 - NORMAL (LOW)



POTATO PEELERS

FEATURES

- Stand and sludge trap supplied as standard
- Flat packed for easy delivery
- Peels 12KG of potatoes in 2 minutes

- Removable gritting system
- High grade S/Steel drum
- Rubber lid, to minimise vibration noise

2 YEAR

IMPROVED



NEW DOOR HANDLE MECHANISM AND DOOR SEAL WHICH ALLOWS FOR EASY DISPENSING OF ALL SIZES OF POTATOES

12KG
PPA0012
12KG WITH TIMER
PPA1012

SPECIFICATIONS

OUTPUT : Up to 240KG /HR
VOLTAGE : 230V - 50Hz
POWER : 0.55kW
DIMENSIONS : 775 X 540 X 1315MM



SPLASH GUARD FITTED ONTO MOTOR TO PREVENT WATER DAMAGE

SLICERS

MONDIAL - 300MM
SLM0300

SPECIFICATIONS

CUT CAPACITY : 290 X 140MM
CUT THICKNESS : 1 - 20MM
CUT LENGTH : 290MM
CUT HEIGHT : 140MM
POWER : 0.27kw - 230V - 50Hz
DIMENSIONS : 650 X 540 X 460MM
BLADE DIAMETER : 300MM
WEIGHT : 30KG

MONDIAL - 350MM
SLM0350

SPECIFICATIONS

CUT CAPACITY : 285 X 190MM
CUT THICKNESS : 1 - 20MM
CUT LENGTH : 285MM
CUT HEIGHT : 190MM
POWER : 0.27kW - 230V - 50Hz
DIMENSIONS : 700 X 540 X 500MM
BLADE DIAMETER : 350MM
WEIGHT : 34KG

Note

Built-in blade sharpener CSE: Clear slice exit

2 YEAR



SLICERS

FEATURES

- Operates automatically, operator can do other work while machine cuts automatically
- Ideal for polonies in high volume mass catering establishments
- Automatic carriage return saves time and effort

2 YEAR



START (AUTO) - 300MM
SLS1301

SPECIFICATIONS


CUT CAPACITY : 280 X 160MM
CUT THICKNESS : 1 - 20MM
POWER : 0.42kW - 230V - 50Hz
DIMENSIONS : 660 X 665 X 595MM
BLADE DIAMETER : 300MM
VARIABLE SPEED : 0 - 60 slices P/min
WEIGHT : 43KG

Note

Built-in blade sharpener CSE: Clear slice exit

Double platform designed for high production outputs in butcheries and supermarkets, perfect for slicing raw meat for steaks. Adjustable cut thickness from 1MM to 30MM. Vertical slicer 90° - less product friction and a more comfortable working position.

2 YEAR



BETA - 350MM
SLB0350

SPECIFICATIONS

CUT CAPACITY : 270 X 205MM
CUT THICKNESS : 1 - 30MM
POWER : 0.27kW - 230V - 50Hz
DIMENSIONS : 840 X 690 X 555MM
BLADE DIAMETER : 350MM
WEIGHT : 36KG

Note

Built-in blade sharpener CSE: Clear slice exit



SLICERS

SAFE BLADE REMOVAL (SBR)

The unique Safe Blade Removal System of the Deluxe Slicer models allows for quick and safe removal of the blade during slicer cleaning, allowing multiple product processing with very little down time.



Ideal for cold cuts in medium sized establishments with some extra unique features:

FEATURES

- Safe blade removal device to facilitate easy cleaning of the unit
- S/Steel bearings to prolong the life of the blade drive
- Promotes a smooth sliding motion

2 YEAR

**START - DELUXE - 300MM**
SLS3301

SPECIFICATIONS	
CUT CAPACITY	: 240 X 160MM
CUT THICKNESS	: 1 - 20MM
POWER	: 0.27kW - 230V - 50Hz
DIMENSIONS	: 650 X 560 X 470MM
BLADE DIAMETER	: 300MM
WEIGHT	: 29KG

OTHER ORDER CODES**START - FROZEN MEAT SLICING BLADE ONLY**
SLS9300**Note**

Built-in blade sharpener

Designed to slice the perfect piece of cheese, Quantanium coated surface prevents sticking and makes using and cleaning a pleasure. Avoid cross contamination of your dairy and meat products by using this dedicated cheese slicer for all your cheese requirements.

2 YEAR

**START - CHEESE - 300MM**
SLS2301

SPECIFICATIONS	
CUT CAPACITY	: 240 X 160MM
CUT THICKNESS	: 1 - 20MM
POWER	: 0.27kW - 230V - 50Hz
DIMENSIONS	: 650 X 560 X 470MM
BLADE DIAMETER	: 300MM
WEIGHT	: 29KG

Note

Built-in blade sharpener

Ideal for cold cuts and processed meats in medium size establishments

2 YEAR

**START - 300MM**
SLS0301

SPECIFICATIONS - SLS0301	
CUT CAPACITY	: 240 X 160MM
CUT THICKNESS	: 1 - 20MM
POWER	: 0.27kW - 230V - 50Hz
DIMENSIONS	: 650 X 560 X 470MM
BLADE DIAMETER	: 300MM
WEIGHT	: 29KG

OTHER ORDER CODES**START - FROZEN MEAT SLICING BLADE ONLY**
SLS9300**Note**

Built-in blade sharpener

SLICERS

Multipurpose slicer ideal to slice bread, processed meats, parma ham and carpaccio in coffee shops, small restaurants and take-aways. Motor is situated below the blade which allows for larger moving area and larger cuts. Not suited for supermarket or institutional use.

2 YEAR

**PRIMA - 300MM**
SLP0300

SPECIFICATIONS	
CUT CAPACITY	: 245 X 175MM
CUT THICKNESS	: 1 - 15MM
POWER	: 0.22kW - 230V - 50Hz
DIMENSIONS	: 625 X 430 X 415MM
BLADE DIAMETER	: 300MM
WEIGHT	: 25KG

Note

CSE - clear slice exit

2 YEAR

**START AUTO DELUX - 300MM**
SLS4301

SPECIFICATIONS	
CUT CAPACITY	: 280 X 160MM
CUT THICKNESS	: 1 - 20MM
POWER	: 0.42kW - 230V - 50Hz
DIMENSIONS	: 660 X 665 X 595MM
BLADE DIAMETER	: 300MM
VARIABLE	: 0 - 60 slices P/min
WEIGHT	: 43KG

Note

Built-in blade sharpener

2 YEAR

**STELLINA - 220MM**
SLS0220

SPECIFICATIONS	
CUT CAPACITY	: 195 X 135MM
CUT THICKNESS	: 1 - 14MM
CUT LENGTH	: 195MM
CUT HEIGHT	: 135MM
POWER	: 0.17kW - 230V - 50Hz
DIMENSIONS	: 470 X 420 X 340MM
BLADE DIAMETER	: 220MM
WEIGHT	: 15KG

Note

Built-in blade sharpener

SLICERS

2 YEAR WARRANTY



XPRESS - 220MM SLX0220

SPECIFICATIONS	
CUT CAPACITY	: 150 X 200MM
CUT THICKNESS	: 1 - 15MM
POWER	: 0.13kW - 230V - 50Hz
DIMENSIONS	: 300 X 420 X 340MM
BLADE DIAMETER	: 220MM
WEIGHT	: 12.5KG

Note

Built-in blade sharpener

Ideal for medium size workloads in small restaurants and take-away operations

ARGENTA - 250MM SLA0250

SPECIFICATIONS	
CUT CAPACITY	: 230 X 145MM
CUT THICKNESS	: 1 - 15MM
CUT LENGTH	: 230MM
CUT HEIGHT	: 145MM
POWER	: 0.21kW - 230V - 50Hz
DIMENSIONS	: 530 X 430 X 375MM
BLADE DIAMETER	: 250MM
WEIGHT	: 18KG

ARGENTA - 280MM SLA0280

SPECIFICATIONS	
CUT CAPACITY	: 230 X 170MM
CUT THICKNESS	: 1 - 15MM
CUT LENGTH	: 230MM
CUT HEIGHT	: 170MM
POWER	: 0.21kW - 230V - 50Hz
DIMENSIONS	: 550 X 430 X 390MM
BLADE DIAMETER	: 280MM
WEIGHT	: 20KG

Note

Built-in blade sharpener

2 YEAR WARRANTY



NEW

SLICERS

With three sizes to choose from, the Avenia meat slicers are an excellent choice for those who want superior quality at an affordable price. The S/Steel blades are durable, easy to clean, and the calibrated knob makes it very easy to adjust the meat thickness accurately.

FEATURES

- Precision carriage slides
- Safety guard
- Easy to adjust the thickness of the cut
- High quality aluminium finish
- Up to 5 hours of continuous use
- Blade sharpener



220MM SLA3220

SPECIFICATIONS	
BLADE DIAMETER	: 220MM
MAXIMUM SLICE THICKNESS	: 10MM
CUT CAPACITY	: 160 X 190MM
POWER	: 0.28kW - 230V - 50Hz
NET WEIGHT	: 13KG



250MM SLA3250

SPECIFICATIONS	
BLADE DIAMETER	: 250MM
MAXIMUM SLICE THICKNESS	: 12MM
CUT CAPACITY	: 170 X 190MM
POWER	: 0.42kW - 230V - 50Hz
NET WEIGHT	: 14.5KG



300MM SLA3300

SPECIFICATIONS	
BLADE DIAMETER	: 300MM
MAXIMUM SLICE THICKNESS	: 17MM
CUT CAPACITY	: 240 X 150MM
POWER	: 0.52kW - 230V - 50Hz
NET WEIGHT	: 24KG

BANDSAW - TABLE TOP

FEATURES

- Ideal for for medium work loads in small resturants and take-away operations
- Safety switch on access doors
- Cast aluminium body easy to clean
- Food safe - 304 S/Steel for food contact points



TABLE TOP BSB6001

SPECIFICATIONS

POWER	: 1.1kW
VOLTAGE	: 230V - 50Hz
DIMENSIONS	: 610 X 650 X 1130MM
WEIGHT	: 92KG
CUT CAPACITY	: 210 X 250MM
CUT WIDTH	: 210MM
CUT HEIGHT	: 250MM

OTHER CODE ORDER

BANDSAW BLADE

XBSB6005
2000 X 19 X 55MM

SAFETY FEATURES

- Electro mechanical brake motor. Blade stops instantly when door is opened or unit is switched off



BANDSAWS - FLOOR STANDING - MILD STEEL

FEATURES

- Food safe - 304 S/Steel for food contact points
- Easy slide system - a smooth moving table reduces effort and increases productivity
- Easy cleaning - all parts are easily removable for easy cleaning
- Metal guides support blades
- Spring loaded blade tensioning system
- Ideal for butcheries, supermarkets and commercial meat processing applications



SINGLE PHASE BSB5001

THREE PHASE BSB5003

SPECIFICATIONS

POWER	: 1.5kW
VOLTAGE	: 380V - 3 PHASE - 50Hz 230V - 1 PHASE - 50Hz
DIMENSIONS	: 855 X 870 X 1800MM
BLADE	: 2845 X 16MM
WEIGHT	: 220KG

OTHER ORDER CODE

BAND SAW BLADE

BSB0112
2845 X 16MM (112")

SAFETY FEATURES

- Brake motor fitted to ensure the blade stops immediately when unit is switched off or the doors are opened
- Brake motor will stop automatically when doors are opened



MINCER

FEATURES

- Ideal for use in supermarkets, butcheries and any other commercial meat processing application
- The body and tray is made of high quality S/Steel
- Fitted with hand guard and rubber feet to prevent slipping
- S/Steel mincer head and worm



NO. 32 - 3 PHASE MNB0032

SPECIFICATIONS

THREE PHASE POWER	: 2.2kW
VOLTAGE	: 380V - 3 PHASE - 50Hz
WORM SPEED	: 206RPM
DIMENSIONS	: 670 X 1150 X 680MM
WEIGHT	: 78KG

OTHER ORDER CODES

NO. 32 - STAND ONLY
MNB4032

Note

Comes standard with 1 stomper, 1 splash paddle, 1 knife, 2 plates (1 X 4.5MM and 1 X 13MM)

MINCER PLATES - NO. 32



MPB3204 - 4.5MM
MPB3208 - 8MM
MPB3212 - 12MM

32 MINCER KNIFE
MKE1032

S/STEEL MINCER KNIVES - ELECTRIC



NO. 8
MKE5008

NO. 10/12
MKE5010

NO. 22
MKE5022

NO. 32
MKE5032

S/STEEL MINCER PLATES - ELECTRIC



NO. 12
MPE4204 - 4.5MM
MPE4206 - 6MM
MPE4208 - 8MM
MPE4210 - 10MM
MPE4212 - 12MM

NO. 22
MPE5204 - 4.5MM
MPE5206 - 6MM
MPE5208 - 8MM
MPE5210 - 10MM
MPE5212 - 12MM



ELECTRIC MINCERS

FEATURES

- The ideal mincer for farmers, hunters, game lodges, home industries, etc. and well suited as a back up unit in large butcheries
- S/Steel base
- S/Steel motor cover



NO. 12 - PROFESSIONAL MNT0012

SPECIFICATIONS

OUTPUT	: Up to 120KG/HR
POWER	: 0.48kW - 240V - 50Hz
WORM SPEED	: 160RPM
DIMENSIONS	: 270 X 370 X 390MM
WEIGHT	: 15KG
PACKED DIMENSIONS	: 270 X 370 X 390MM
PACKED WEIGHT	: 15KG

Note

Supplied standard with 1 mincer knife and 1 6MM mincer plate



NO. 22 - PROFESSIONAL MNT0022

SPECIFICATIONS

OUTPUT	: Up to 180KG/HR
POWER	: 0.6kW - 240V - 50Hz
WORM SPEED	: 80RPM
DIMENSIONS	: 400 X 505 X 240MM
WEIGHT	: 18.5KG
PACKED DIMENSIONS	: 440 X 585 X 390MM
PACKED WEIGHT	: 20.5KG

Note

Supplied standard with 1 mincer knife and 1 8MM mincer plate



NO. 32 - PROFESSIONAL MNT0032

SPECIFICATIONS

OUTPUT	: Up to 450KG/HR
POWER	: 1.1kW - 240V - 50Hz
WORM SPEED	: 120RPM
DIMENSIONS	: 280 X 570 X 340MM
WEIGHT	: 25KG
PACKED DIMENSIONS	: 390 X 585 X 440MM
PACKED WEIGHT	: 27KG

Note

All outputs based on medium hard meat, processed with standard plate
Supplied standard with 1 mincer knife and 1 8MM mincer plate

TENDERISER ATTACHMENT FOR MNT0032 ONLY TAT0001



HAND MINCERS

Make your own delicious hamburgers, sausages or bratwurst at home or small establishment. Our Tre Spade hand mincers are easy to use and are great both for commercial use or home use. They are made from cast iron and are easy to dismantle for cleaning purposes. Our mincers provide a fast and efficient way to process your meat.

NEW



NO. 22 MHP1022

SPECIFICATIONS

WEIGHT : 6.7 KG
DIMENSIONS : 34 X 15 X 32CM

NO. 32 MHP1032

SPECIFICATIONS

WEIGHT : 11KG
DIMENSIONS : 34 X 18 X 32CM

Note

Designed to be bolted to a table or stand
Mincer Funnels - pg 143

NEW



MIXING MACHINE - MEAT

FEATURES

- 304 S/Steel structure, casing, tank, paddle and shaft
- Tank cover made of clear Lexan
- Manual meat mixer for preparing meat for salami, sausages and hamburgers
- Removable paddle makes for easy disassembly and quick cleaning



MX - 20 - 20KG MMT0020

SPECIFICATIONS

WEIGHT : 12KG
DIMENSIONS : 310 X 630 X 470MM
TANK CAPACITY : 27.7LT
MEAT MIXTURE WEIGHT : 20KG



BILTONG SLICERS / CUTTERS



SLICER HAND OPERATED ALUMINIUM TABLE MOUNTED BSH2002

SPECIFICATIONS (PACKAGED)

DIMENSION : 345 X 220 X 200MM
WEIGHT : 14KG



CUTTER MANUAL ALUMINIUM CAST BCM0001

SPECIFICATIONS (PACKAGED)

DIMENSION : 300 X 125 X 120MM
WEIGHT : 14KG

Perfect for small bars, clubs or restaurants

FEATURES

- The cutting disc is dynamically balanced with the blade for vibration free operation
- Hinged door facilitating easy access for cleaning
- Hooks fitted for holding packet in position while slicing
- Machine designed to be bolted to a table or stand
- Die-cast aluminium body



SLICER - ELECTRIC BSB2001

SPECIFICATIONS

POWER : 0.75kW
VOLTAGE : 230V - 50Hz
SPEED : 1440RPM
WEIGHT : 14KG

OTHER ORDER CODES

REPLACEMENT BLADE ONLY
XBSV0002



CHIP CUTTERS

Use a chipper bridge to mount the potato chipper safely on the vegetable sink. This allows hygienic collection of the raw chips in the bowl. The chipper is spring loaded and therefore cannot be operated as a free standing unit. It must be attached to the chipper bridge. Nuts and bolts supplied. Chipper can be permanently mounted.



BRIDGE 500MM INNER

CBA0001 - (PERFECT FOR 510MM SINK)

6 HOLE - 14MM

CHA0006

7 HOLE - 12MM

CHA0007

OTHER ORDER CODES

CHIPPER BLADE

XCHA2006 - 6 x 6MM

XCHA2007 - 7 x 7MM

CHIPPER SPARE BLOCK

XCHA1006 - 6 x 6MM

XCHA1007 - 7 x 7MM

FRENCH FRY CUTTER



CHIPPER
CHF0010 - 10MM
PUSH BLOCK
XCHH1006 - 6MM
XCHH1010 - 10MM
XCHH1012 - 12MM



BLADE FRAME
XCHH3006 - 6MM
XCHH3010 - 10MM
XCHH3012 - 12MM
Use for American-style french fries: 6MM

FEATURES

- Cleanly slices even over-ripe tomatoes
- Consistent cut size for portion control
- Easily replaceable cartridge blade assembly



TOMATO SLICER

- Compact, portable and simple to use
- NSF Listed

NEMCO II
TSN0001
(4.8MM) 510 X 240 X 240MM

OTHER ORDER CODES
BLADE ASSEMBLY
XTSN0001 - 3/16 (4.76MM)



VEGETABLE MILL



INDUSTRIAL S/STEEL
VMI0320
(200MM)

FEATURES

- Fitted with a water resistant, long lasting pad element
- Excludes plastic wrapping



380MM
WMW1380

SPECIFICATIONS
POWER : 0.175kW
VOLTAGE : 230V
DIMENSIONS : 463 X 670 X 158MM
WEIGHT : 6KG
MAX ROLL SIZE : 380MM

500MM
WMW1500

SPECIFICATIONS
POWER : 0.21kW
VOLTAGE : 230V
DIMENSIONS : 583 X 670 X 158MM
WEIGHT : 7KG
MAX ROLL SIZE : 500MM



HEAT SEALING MACHINES

FEATURES

- Great for storage, portion control and packaging
- Adjustable timer to allow for various packet thicknesses



200MM
HSM0200

SPECIFICATIONS
SEALING BAR : 200MM
POWER : 230V - 0.26kW
HEATING TIME : 0 - 1.5SEC
DIMENSIONS : 320 X 80 X 215MM
WEIGHT : 2.3KG

300MM
HSM0300

SPECIFICATIONS
SEALING BAR : 300MM
POWER : 230V - 0.38kW
HEATING TIME : 0 - 1.5SEC
DIMENSIONS : 430 X 80 X 255MM
WEIGHT : 3.3KG

400MM
HSM0400

SPECIFICATIONS
SEALING BAR : 400MM
POWER : 230V - 0.52kW
HEATING TIME : 0 - 1.5SEC
DIMENSIONS : 530 X 90 X 270MM
WEIGHT : 4.8KG

500MM
HSM0500

SPECIFICATIONS
SEALING BAR : 500MM
POWER : 230V - 0.65kW
HEATING TIME : 0.2 - 3SEC
DIMENSIONS : 707 X 105 X 195MM
WEIGHT : 5.5KG



VACUUM PACK MACHINE

The only system that allows you to vacuum pack all types of glass jars with metal lids. This makes it possible to convert waste into a resource, save a considerable amount of time and money, while reducing waste to a minimum.

FEATURES

- Made with ABS body and S/Steel lid
- Voltage and Frequency: 220-240 V/ 50-60 Hz (motors for other voltages and frequencies available on request)
- Features four different operating modes: Automatic cycle - Manual cycle- Suction in jars cycle - Sealing cycle (for rolls)
- Double sealing bar (width: 3MM) with excellent heat resistance
- Simple and precise sealing settings
- Clean, streamlined design
- Built-in jar suction system
- Removable trays for easy cleaning operations



TAKAJE DELUXE - 330MM VPT0033

SPECIFICATIONS	
WEIGHT	: 3.5KG
POWER	: 220 - 240V - 50Hz
DIMENSIONS	: 365 X 185 X 80MM
SEALING ROD LENGTH	: 330MM
ABSORPTION	: 200W
MAX DEPRESSION	: 800MBAR
PUMP SUCTION	: 16LT/min

VACUUM PACK BAGS - EMBOSSED

VPB1525 - 15 X 25CM [PACK OF 50]

VPB2030 - 20 X 30CM [PACK OF 50]

VPB2535 - 25 X 35CM [PACK OF 50]

Note

Not suitable for liquid application
Can only be used with channeled bags



VACUUM PACK MACHINES

The Orved Company was founded in Verona, Northern Italy, in 1984 and it is today considered to be the leading Italian company for vacuum pack machines.

The company is also involved in many technical projects which involve all sort of vacuum applications.

Orved also produces the consumable materials (vacuum pouches) which are needed when using a vacuum pack machine.

FEATURES

- Compact and ergonomic
- Complete with vacuum sensor
- Ease of use and high versatility
- Vacuum both in-chamber and out-of-chamber
- Stain resistant
- 2 vacuum levels
- 4 sealing times
- Capacitive sensor



EVOX 25 - 250MM VPM0025

SPECIFICATIONS	
DIMENSIONS	: 444 X 482 X 208MM
CHAMBER SIZE	: 290 X 300 X 109MM
BASIN VOLUME	: 7,65LT
VOLTAGE	: 220-240V - 50-60Hz
MAX POWER ABSORPTION	: 300W
VACUUM PUMP	: 4M ³ /H
FINAL PRESSURE	: 2MBAR
SEALING BAR	: 260MM
WEIGHT	: 22KG



EVOX 30 - 300MM VPM0030

SPECIFICATIONS	
DIMENSIONS	: 495 X 627 X 288MM
CHAMBER SIZE	: 366 X 355 X 183MM
BASIN VOLUME	: 17,10LT
VOLTAGE	: 220-240V - 50-60Hz
MAX POWER ABSORPTION	: 530W
VACUUM PUMP	: 8M ³ /H
FINAL PRESSURE	: 2MBAR
SEALING BAR	: 310MM
WEIGHT	: 35,5KG

Ideal vac-pack machine for cafés or small restaurants. It is also suitable for deli shops and small supermarkets. It can vacuum pack wet or dry products.

IN CHAMBER VACUUM PACK MACHINES

FEATURES

- 10 editable programs
- Smart sensor
- Opening system with support rod
- 5" waterproof and scratch-resistant digital control panel
- Hard-wearing vacuum chamber
- Can vacuum pack outside the vacuum chamber



IDEA 30 - 310MM VPM1030

SPECIFICATIONS

DIMENSIONS	: 425 X 504 X 398MM
CHAMBER SIZE	: 334 X 351 X 190MM
BASIN VOLUME	: 14,10LT
VOLTAGE	: 220-240V - 50-60Hz
MAX POWER ABSORPTION	: 600W
VACUUM PUMP	: 8M ³ /H
FINAL PRESSURE	: 2MBAR
SEALING BAR	: 310MM
WEIGHT	: 35,3KG



IDEA 40 - 410MM VPM1040

SPECIFICATIONS

DIMENSIONS	: 531 X 600 X 461MM
CHAMBER SIZE	: 440 X 448 X 190MM
BASIN VOLUME	: 25,20LT
VOLTAGE	: 220-240V - 50-60Hz
MAX POWER ABSORPTION	: 800W
VACUUM PUMP	: 16M ³ /H
FINAL PRESSURE	: 2MBAR
SEALING BAR	: 410MM
WEIGHT	: 60,9KG



IN CHAMBER VACUUM PACK MACHINES

This unique commercial vacuum pack machine has an upsize vacuum pump of 25M³. VM18 is the perfect butcher's choice. Its very deep inner chamber allows packing butchery meat cuts.



VM18 - 420MM VPM0018

SPECIFICATIONS

DIMENSIONS	: 582 X 574 X 496MM
CHAMBER SIZE	: 440 X 448 X 185MM
BASIN VOLUME	: 27LT
VOLTAGE	: 220-240V - 50-60Hz
MAX POWER ABSORPTION	: 1200W
VACUUM PUMP	: 25M ³ /H
FINAL PRESSURE	: 0,5MBAR
SEALING BAR	: 420MM
WEIGHT	: 74KG



IN CHAMBER VACUUM PACK MACHINES

Our Avenia vacuum pack machines are the perfect commercial vac-pack machines for all applications in the food industry. They have a powerful oil lubricating vacuum pump which has a PLC control for vacuum and sealing time. These vacuums are made of S/Steel from the body to the chamber and have very durable lid hinges.

FEATURES

- Ideal for prolonging the storage life of a range of food products.
- Powerful oil lubricating vacuum pump.
- S/Steel body and chamber construction.
- PLC control of vacuum time and sealing time.
- Robust lid hinges
- Easily replaced sealing heater



300MM VPM3300

SPECIFICATIONS

POWER	: 0,37Kw
VOLTAGE	: 230V - 50Hz
CHAMBER VOLUME	: 370 X 320 X 135MM
VACUUM PUMP	: 10M3/HR
SEALING BAR	: 300MM
WEIGHT	: 39KG
DIMENSIONS	: 370 X 480 X 450MM



400MM VPM3400

SPECIFICATIONS

POWER	: 0,75Kw
VOLTAGE	: 230V - 50Hz
CHAMBER VOLUME	: 440 X 420 X 150MM
VACUUM PUMP	: 20M3/HR
SEALING BAR	: 400MM
WEIGHT	: 60KG
DIMENSIONS	: 475 X 555 X 485MM

SAUSAGE FILLERS - HAND DRIVEN

FEATURES

- Exceptionally strong, easy to use. Suitable for producing any kind of sausage
- 3LT and 5LT fillers are ideal for hunters, home industries, etc
- Larger models are suitable for higher volume demands
- Upright fillers are great for saving space
- S/Steel cylinders - easily removable to clean
- To avoid damage when using the 12MM or smaller nozzles, ensure that the product has been processed first through a 8MM plate, then a 4.5MM plate



7LT - VERTICAL SFT0007

SPECIFICATIONS

DIMENSIONS	: 320 X 260 X 695MM
WEIGHT	: 16,5KG
	Two speed gearbox

Note

Supplied with 10, 20, 30 and 40MM funnel nozzles



15LT - VERTICAL DELUXE SFT1015

SPECIFICATIONS

DIMENSIONS	: 380 X 340 X 830MM
WEIGHT	: 35,5KG
	Two speed gearbox

Note

Supplied with 10, 20, 30 and 40MM funnel nozzles



3LT - MINI SFT0003

SPECIFICATIONS

DIMENSIONS	: 360 X 180 X 170MM
WEIGHT	: 5KG
	Threaded shaft
	Single speed

Note

Supplied with 10, 20 and 40MM funnel nozzles



5LT - FLAT / GEAR SFT0005

SPECIFICATIONS

DIMENSIONS	: 530 X 200 X 200MM
WEIGHT	: 10,5KG
	Two speed gearbox

Note

Supplied with 10, 20, 30 and 40MM funnel nozzles



10LT - FLAT SFT0010

SPECIFICATIONS

DIMENSIONS	: 730 X 240 X 220MM
WEIGHT	: 20KG

Note

Supplied with 10, 20, 30 and 40MM funnel nozzles

SAUSAGE FILLERS - HAND DRIVEN

FEATURES

- Watertight and easy to clean cylinder weldings
- Racks in carbon steel
- Alusteel metal gears

- Aluminium gear-block with self-lubricating bushes
- "Moplen" pistons equipped with vents and silicone gaskets
- Speed variator to increase the withdrawal speed

STAR LINE



STAR 5 - 5LT SFT3005

SPECIFICATIONS	
CAPACITY	: 5LT
DIMENSIONS	: 520 X 210 X 160MM
WEIGHT	: 7KG

Note

Supplied with 10, 20, 30 and 40MM funnel nozzles



STAR 8 - 7LT SFT3007

SPECIFICATIONS	
CAPACITY	: 7LT
DIMENSIONS	: 635 X 210 X 160MM
WEIGHT	: 9KG

Note

Supplied with 10, 20, 30 and 40MM funnel nozzles



STAR 5 - 5LT - S/STEEL SFT4005

SPECIFICATION	
CAPACITY	: 5LT
DIMENSIONS	: 520 X 210 X 160MM
WEIGHT	: 7KG

Note

Supplied with 10, 20, 30 and 40MM funnel nozzles



STAR 8 - 7LT - S/STEEL SFT4007

SPECIFICATIONS	
CAPACITY	: 7LT
DIMENSIONS	: 635 X 210 X 160MM
WEIGHT	: 9KG

Note

Supplied with 10, 20, 30 and 40MM funnel nozzles



MINCER FUNNELS - PLASTIC



NO. 5
MFP0510 - 10MM
MFP0520 - 20MM

NO. 8
MFP0810 - 10MM
MFP0820 - 20MM

NO. 10
MFP1010 - 10MM
MFP1020 - 20MM

NO. 22
MFP2212 - 12MM
MFP2220 - 20MM

NO. 32
MFP3212 - 12MM
MFP3220 - 20MM



SAUSAGE FILLER FUNNELS - S/STEEL



SFS0012 - 12MM
SFS0020 - 20MM
SFS0030 - 30MM
SFS0040 - 40MM

Note

For sausage fillers with a screw-on funnel holder
Not for quick release

SAUSAGE FILLER FUNNELS - PLASTIC



SFP0010 - 10MM
SFP0020 - 20MM
SFP0030 - 30MM
SFP0035 - 40MM

Note

For sausage fillers with a screw-on funnel holder
Not for quick release



TENDERISER

Ideal for mass catering and butcheries. Has a safety switch and easy to clean.



S/STEEL

TDS1001

SPECIFICATIONS

POWER : 0.37kW - 220V - 50Hz
DIMENSIONS : 530 X 470 X 220MM
WEIGHT : 29KG

OTHER ORDER CODES

STRIPCUTTER ATTACHMENT

TDS0012

12MM



HAND OPERATED PATTY MACHINES

FEATURES

- Heavy duty cast aluminium base
- Detachable S/Steel bowls
- Dual action press and release the burger patty



HAND PRESSED - 100MM

PMB0100

SPECIFICATIONS

DIMENSIONS : 200 X 270 X 290MM
WEIGHT : 4.5KG

HAND PRESSED - 130MM

PMB0130

SPECIFICATIONS

DIMENSIONS : 180 X 360 X 300MM
WEIGHT : 7KG



HEAVY DUTY - PATTY FORMERS

NEW



115MM - S/STEEL

PFH0001

SPECIFICATIONS

DIMENSIONS : 115MM
WEIGHT : 550G

140MM - S/STEEL

PFH0002

SPECIFICATIONS

DIMENSIONS : 140MM
WEIGHT : 677G

SPIRAL DOUGH MIXERS

FEATURES

- Ideal for small bakeries and pizzerias. All units are supplied with castors for easy cleaning and manoeuvrability
- Silent transmission system
- S/Steel protection grid for increased safety
- Units fitted with an electronic timer and 2 speed motor
- New improved belt and chain drive



20LT - SINGLE PHASE

DMA2020

SPECIFICATIONS

CAPACITY : 20LT (Dry flour 8KG)
VOLTAGE : 230V - SINGLE PHASE - 50Hz
POWER : 1.1kW
DIMENSIONS : 800 X 430 X 950MM
BOWL SIZE : 360 X 210MM
WEIGHT : 94KG
ROTATION SPEED BOWL/HOOK : Single speed - 15/185RPM

30LT

DMA2030

SPECIFICATIONS

CAPACITY : 30LT (Dry flour 12KG)
VOLTAGE : 400V - 3 PHASE - 50Hz
POWER : 1.6kW
DIMENSIONS : 880 X 470 X 1000MM
BOWL SIZE : 380 X 260MM
WEIGHT : 108KG
ROTATION SPEED BOWL/HOOK : Dual speed - 16/101 RPM

40LT

DMA2040

SPECIFICATIONS

CAPACITY : 40LT (Dry flour 16KG)
VOLTAGE : 400V - 3 PHASE - 50Hz
POWER : 2.7kW
DIMENSIONS : 940 X 520 X 1160MM
BOWL SIZE : 450 X 270MM
WEIGHT : 150KG
ROTATION SPEED BOWL/HOOK : Dual speed - 16/101 RPM

50LT

DMA2050

SPECIFICATIONS

CAPACITY : 50LT (Dry flour 20KG)
VOLTAGE : 400V - 3 PHASE - 50Hz
POWER : 2.7kW
DIMENSIONS : 1030 X 570 X 1160MM
BOWL SIZE : 500 X 270MM
WEIGHT : 162KG
ROTATION SPEED BOWL/HOOK : Dual speed - 16/101 RPM



ANKOR

PLANETARY MIXERS

FEATURES

- All mixers come standard with a dough hook, whisk and flat beater
- S/Steel safety guard
- Safety guard and bowl micro-switch cuts off the machine in the event of being opened while in use
- Mixers are coated with long lasting enamel which make them easy to clean and toxin free
- Hardened steel alloy gears with 3 speed transmission



10LT - NO HUB PMK5010

SPECIFICATIONS

TOTAL VOLUMETRIC CAPACITY	: 10LT
VOLTAGE	: 230V - 50Hz
POWER	: 0.6kW
DIMENSIONS	: 470 X 450 X 600MM
PLANETARY SPEED	: 148 / 244 / 480RPM
WEIGHT	: 46KG

20LT - NO HUB PMF5020

SPECIFICATIONS

TOTAL VOLUMETRIC CAPACITY	: 20LT
VOLTAGE	: 230V - 50Hz
POWER	: 1.1kW
DIMENSIONS	: 540 X 490 X 780MM
PLANETARY SPEED	: 197 / 317 / 462RPM
WEIGHT	: 66.5KG

30LT - NO HUB PMF5030

SPECIFICATIONS

TOTAL VOLUMETRIC CAPACITY	: 30LT
VOLTAGE	: 230V - 50Hz - 2 PHASE
POWER	: 1.5kW
DIMENSIONS	: 550 X 480 X 890MM
PLANETARY SPEED	: 197 / 317 / 462RPM
WEIGHT	: 68KG

40LT - NO HUB PMF5040

SPECIFICATIONS

TOTAL VOLUMETRIC CAPACITY	: 40LT
VOLTAGE	: 230V - 50Hz - 2 PHASE
POWER	: 2.1kW
DIMENSIONS	: 650 X 620 X 1120MM
PLANETARY SPEED	: 109 / 170 / 497RPM
WEIGHT	: 162KG


ANKOR

PLANETARY MIXERS



60LT - NO HUB PMF5060

SPECIFICATIONS

TOTAL VOLUMETRIC CAPACITY	: 60LT
VOLTAGE	: 400V - 50Hz - 3 PHASE
POWER	: 2.3kW
DIMENSIONS	: 910 X 730 X 1460MM
PLANETARY SPEED	: 114 / 221 / 458RPM
WEIGHT	: 409KG

20LT - WITH HUB PMF5120

SPECIFICATIONS

TOTAL VOLUMETRIC CAPACITY	: 20LT
VOLTAGE	: 230V - 50Hz - 2 PHASE
POWER	: 1.1kW
DIMENSIONS	: 680 X 510 X 1060MM
PLANETARY SPEED	: 130 / 234 / 418RPM
WEIGHT	: 70KG

30LT - WITH HUB PMF5130

SPECIFICATIONS

TOTAL VOLUMETRIC CAPACITY	: 30LT
VOLTAGE	: 230V - 50Hz - 2 PHASE
POWER	: 1.5kW
DIMENSIONS	: 640 X 500 X 1030MM
PLANETARY SPEED	: 130 / 234 / 418RPM
WEIGHT	: 71KG

OTHER ORDER CODES

MINCER ATTACHMENT ONLY

PMF2001

INCLUDES 6MM AND 8MM S/STEEL PLATES

VEG CUTTER ATTACHMENT ONLY

PMF2007

INCLUDES 3MM AND 5MM SHREDDER


ANKOR

PLANETARY MIXERS

WHAT SETS THE KITCHENAID MIXER APART FROM DOMESTIC MIXERS?

- Professional mixer designed for commercial use
- All metal construction
- Driven by gears, not a belt - therefore maintains constant speed even when large quantities are added to the bowl
- Machine has chip and stain resistant finish
- Uses a lift system i.e. mixer's head does not tilt, promoting mixer stability

A must for any professional kitchen: reliable, quiet and durable with unsurpassed performance. Comes standard with S/Steel mixing bowl, whisk, dough hook and beater attachment.



4.8LT - WHITE PMK3005

SPECIFICATIONS

MOTOR	: 0.32kW - 220-240V - 50-60Hz
DIMENSIONS	: 411 X 264 X 348MM
WEIGHT	: 12KG

FEATURES

- Smooth rounded bowl-lift professional design. Ideal for heavy loads/ use and easy to clean
- 6.9LT S/Steel bowl. Easily handles very large quantities of food
- 1.3HP high efficiency motor with direct drive quiet and powerful
- Full metal body construction, high precision metal gears and metal control knobs stable, quiet and durable
- All S/Steel standard accessories robust, durable and dishwasher-safe
- Original planetary action fast and thorough mixing
- Single attachment hub easy usage with a wide choice of optional accessories
- Wire guard and stop switch for high safety in a commercial environment

6.9LT - PROFESSIONAL PMK0069

SPECIFICATIONS

MOTOR	: 0/5kW - 220-240V - 50-60Hz
DIMENSIONS	: 419 X 287 X 371MM
WEIGHT	: 13KG
PACKAGED WEIGHT	: 13KG



Includes 6.9LT bowl, removable pouring chute, Elliptic 11 wire whisk, power knead spiral dough hook and flat beater

STAND MIXER

"Compact, Durable and Versatile"

Built for versatility and offering labour-saving power for all kinds of foodservice kitchens, our countertop stand mixer isn't just for small bakeries and pastry shops. For chain and independent restaurants to healthcare, catering operations and beyond, adding the 8LT PMH0008 from Hamilton Beach Commercial® to your operation brings in a utility player that gives you the ability to produce countless small-batch recipes.

FEATURES

- Tilt-back head
- All-metal gears
- Die-cast aluminum body
- Variable 7 speed dial + pulse
- BPA-free plastic bowl guard



COMMERCIAL PLANETARY MIXER 8LT PMH0008

SPECIFICATIONS

CONTROLS	: Capacitive start/stop buttons and rotary 7 speed dial plus pulse
240V SPECIFICATIONS	: 240V - 60HZ - 1.5kW - IPX2
WEIGHT	: 16.2KG
DIMENSIONS	: 350 X 430 X 400MM

ACCESSORIES INCLUDED

- Mixer beater
- Mixer wire whisk
- Mixer dough hook
- Mixer bowl
- BPA-Free plastic bowl guard



DOUGH ROLLER

Convenient, reliable and simple operation. This precision engineered machine is maintenance free. In only a few seconds it will create flat dough up to 400MM wide and 1 to 5MM thick for pizza or any other use. Now with safety guard.



DOUGH ROLLER DRM1001

SPECIFICATIONS

DIMENSIONS	: 530 X 450 X 800MM
WEIGHT	: 44KG
POWER	: 370W
VOLTAGE	: 230V - 50Hz

Note

For use with room temperature dough only

CULINARY BLENDERS

FEATURES

- Transparent lid and dosing cup gives the operator a clear view of when to stop blending
- Ergonomic comfort handles
- 4LT, heavy-duty, brushed S/Steel container built for long-lasting performance in the world's busiest kitchens
- Temperature gauge helps prevent overheating
- Custom programs provides automation for signature recipes
- Weighted, die-cast aluminum base with non-skid feet for improved stability
- Heavy-duty lid locks
- Variable speed dial adjusts the speed for maximum control
- Preset timer buttons free up operators to perform other kitchen tasks

LIFETIME WARRANTY
ON BLADE AND MOTOR DRIVE COUPLING

3 YEAR WARRANTY



**4LT
HBC1100**

SPECIFICATIONS

JUG CAPACITY	: 4LT
MOTOR POWER	: 3.5HP - 230V - 50-60Hz
DIMENSIONS	: 226 X 378 X 481MM
WEIGHT	: 11KG

FEATURES

- 3HP Motor (maximum output power) lets chefs puree soups, emulsify dressings, grind flours, and chop salsas & compotes
- Patented design keeps ingredients circulating through the blades to ensure that contents are well emulsified
- Adjustable speed dial offers chef variable speed options
- Unique one-touch chopping function thoroughly chops solid ingredients
- Temperature gauge alerts chef if motor overheats to help prevent unnecessary burnout
- Jar pad sensor helps prevent "wear & tear"

LIFETIME WARRANTY
ON BLADE AND MOTOR DRIVE COUPLING

3 YEAR WARRANTY



**1.8LT
FBH6000**

SPECIFICATIONS

JUG CAPACITY	: 1.8LT
MOTOR POWER	: 3HP - 230V - 50-60Hz
DIMENSIONS	: 178 X 203 X 467MM
WEIGHT	: 6.4KG

OTHER CODE

**SPARE JUG
XFBH6001**



CULINARY BLENDER

FEATURES

- Lid-Open Sensor - Prevents blending with lid removed
- Durable Metal Drive Coupling - Provides long-lasting performance for uninterrupted use
- Removable Jar Pad - For easy cleaning
- Sure Grip™ Feet - Holds blender securely on the countertop

2 YEAR WARRANTY

IMPROVED



**S/STEEL 1.8LT
CBH0500-R01**

SPECIFICATIONS

JUG CAPACITY	: 1.8LT
MOTOR POWER	: 2.4 HP - 220-240V - 50-60Hz, 6.5A
DIMENSIONS	: 190 X 210 X 515MM
WEIGHT	: 6.3KG

BAR BLENDER

FEATURES

- QuietBlend™ technology and advanced Quiet Shield™ enclosure reduce noise to conversation level
- Select from over 100 pre-programmed cycles - custom programs also available
- Compact size - Quiet Shield™ opens to a maximum height of 56CM
- Wave-Action® System continually forces mixture down into the blades for smooth results
- Easy-to-remove Quiet Shield™ - built-in clips allow for quick removal of shield for faster cleanup
- Memory card slot for custom programming

LIFETIME WARRANTY
ON BLADE AND MOTOR DRIVE COUPLING

3 YEAR WARRANTY

IMPROVED



**ECLIPSE 2LT
EBH0750-R01**

SPECIFICATIONS

JUG CAPACITY	: 2LT
MOTOR POWER	: 3HP - 220-240V - 50-60Hz
DIMENSIONS	: 216 X 286 X 470MM
WEIGHT	: 6.3KG

OTHER ORDER CODES

**SPARE JUG
XEBH0001 - 1.4LT
EBH0755 - 2LT**



BAR BLENDERS

FEATURES

- Powerful precision blending with pulse action
- 3HP Motor with all-metal drive coupling
- Wave~Action® system provides super-smooth drink profile, every time
- Timer with automatic shut-off
- 2 Speeds plus pulse button
- Sure Grip™ feet prevent skidding



FURY 1.8LT FBH0550

SPECIFICATIONS

JUG CAPACITY	: 1.8LT
MOTOR POWER	: 3HP - 220-240V - 50-60Hz
DIMENSIONS	: 178 X 203 X 457MM
WEIGHT	: 6.3KG

OTHER ORDER CODES
SPARE JUG
TBH1516



FEATURES

- WaveAction® system continually forces mixture down into the blades for smooth results
- 1.25LT (44 oz.) Container with easy-to-read measurement marks
- S/Steel Blades quickly cut through ice
- Durable 2 Speed - Toggle Switch. Easy to reach and control
- Lid-Open Sensor prevents blending with lid removed
- 1 Peak HP* Motor delivers smooth results



908 - PLASTIC JUG 1.25LT BBH0908-R01

SPECIFICATIONS

JUG CAPACITY	: 1.3LT
MOTOR POWER	: 220-240V - 50-60Hz, 3A
DIMENSIONS	: 195 X 205 X 400MM
WEIGHT	: 3.68KG

OTHER ORDER CODE
SPARE JUG
XBBH9914



BAR BLENDERS

FEATURES

- Lid open and jar pad sensor - prevents blending if jar or lid is not on correctly



- Simple high, low, pulse controls for easy operation
- Durable and easy-to-use sealed switches ensure long life
- Perfect for a variety of cocktail & coffee shop applications

RIO - S/STEEL JUG 950ML BBH2001-R01

SPECIFICATIONS

JUG CAPACITY	: 950ML (S/Steel jug)
MOTOR POWER	: 1.6 HP with pulse - 220-240V - 50-60Hz, 3.2A
DIMENSIONS	: 190 X 216 X 430MM
WEIGHT	: 4.7 KG

FEATURES

- Lid-Open Sensor - Prevents blending with lid removed
- Triple-seal lid
- 1.4LT (48 oz.) Co-Polyester container. BPA free



- Protective brow. Directs drips away from controls
- Sealed switches, for durability and ease of use
- Adjustable timer. 0-40 seconds + continuous run for walkaway convenience

TANGO 1.4LT BBH2002-R01

SPECIFICATIONS

JUG CAPACITY	: 1.4LT
MOTOR POWER	: 2.4 peak HP - 220-240V - 50-60Hz
DIMENSIONS	: 195 X 205 X 400MM
WEIGHT	: 5.6 KG

OTHER ORDER CODES

COMPLETE JUG FOR TANGO BLENDER (NEW)
BBH3002-R01



FEATURES

- Multi function
- Two in one S/Steel cutting blade
- Industrial high speed motor
- Crushes ice in seconds
- Premium quality, transparent
- Precision technology



1.5LT BBS1200

SPECIFICATIONS

JUG CAPACITY	: 1.5LT
MOTOR POWER	: 1200W - 3HP (2238W - Max motor power)
VOLTAGE	: 230V - 50Hz
DIMENSIONS	: 213 X 405 X 235 mm
WEIGHT	: 4.5kg

OTHER ORDER CODES

SPARE JUG 1.5LT
BBS1201



MILKSHAKE MIXERS - SINGLE HEAD (INCL CUP)

Rugged construction. Ideal for vending areas, fastfood outlets, cafes, tuck shops and canteens.

- Available in various trendy colours to suit every application
- Comes standard with a S/Steel mixing cup
- Attractive and modular



BLACK
MMA0001
RED
MMA0004
SILVER
MMA0007

SPECIFICATIONS

POWER : 0.35kW - 220V
DIMENSIONS : 165 X 158 X 498MM
WEIGHT : 4.5KG
Supplied with one milkshake cup - 800ML

OTHER ORDER CODES

MILKSHAKE CUP S/STEEL - 750ML
MSC0001



COMMERCIAL MILKSHAKE MIXERS

The world's best choice for making the perfect milkshake. Choose the triple head unit for busy high volume establishments. Fitted with unique patented S/Steel agitator.



SINGLE HEAD
MMH0200

SPECIFICATIONS

POWER : 0.24kW - 220-240V - 50-60Hz
DIMENSIONS : 165 X 171 X 520MM
WEIGHT : 6.5KG
Supplied with 1 750ML milkshake cup



TRIPLE HEAD
MMH0400

SPECIFICATIONS

POWER : 0.9kW - 50-60Hz
DIMENSIONS : 317 X 228 X 520MM
WEIGHT : 17KG

Note

Supplied with 3, 750ML milkshake cups, 3 Speed rocker switch
Unique pulse switches



**M/MIX HB [ALL]
AGITATOR SOLID**
XMMH5005



**MILKSHAKE CUP
S/STEEL**
MSC0001
750ML



**MILKSHAKE CUP
S/STEEL WITH HANDLE**
MSC0003
880ML - IDEAL FOR HOT PRODUCT



JUICE EXTRACTORS

FEATURES

- Induction motor
- Patented automatic feed system, ø 79MM
- High clearance juice spout - 162MM
- Easy removable S/Steel bowl and basket for fast cleaning
- Drip tray
- Automatic centrifugal juicer

J80 JER0001

SPECIFICATIONS

OUTPUT : Up to 120LT /HR
 POWER : 700W - SINGLE PHASE - 230V 50Hz
 SINGLE SPEED : 3000RPM
 DIMENSIONS : 505 X 235 X 420MM
 WEIGHT : 11KG



FEATURES

- Induction motor
- Patented automatic feed system, Ø79MM
- High clearance juice spout - up to 250MM
- Ejection chute sends a continuous flow of pulp straight into a bin
- 7.2LT Container slots neatly under the ejector
- Easy removable S/Steel bowl and basket for fast cleaning
- Drip tray
- Automatic centrifugal juicer

J100 ULTRA JER0002

SPECIFICATIONS

OUTPUT : Up to 160LT / HR
 POWER : 1000W - SINGLE PHASE - 230V - 50Hz
 SINGLE SPEED : 3000RPM
 DIMENSIONS : 595 X 235 X 438MM
 WEIGHT : 14KG



robot coupe®

CITRUS EXTRACTOR

CITRUS EXTRACTOR CES0001

SPECIFICATIONS

OUTPUT : Approx 200 oranges /HR
 POWER : 0.3kW - 230V - 50Hz
 SPEED : 1410RPM
 DIMENSIONS : 200 X 310 X 390MM
 WEIGHT : 9KG

sammic

MULTI JUICER

FEATURES

- Ideal to obtain perfect juice straight from fresh fruit or vegetables
- Simple and easy to use

- For small volume restaurants
- Product to be processed must be pitless

MULTI JUICER JES0001

SPECIFICATIONS

POWER : 0.24kW - 220V - 50Hz
 SPEED : 6300RPM
 DIMENSIONS : 210 X 310 X 370MM
 WEIGHT : 5KG

SUMMIT

FOOD BLENDERS

FEATURES

- Use specifically for mayonnaise
- Removable jug for LQS1004
- Tilting jug for LQS1025

4LT - SEAMLESS BOWL LQS1004

SPECIFICATIONS

POWER : 0.7kW - 220V - 50Hz
 SPEED : 3410RPM
 DIMENSIONS : 210 X 240 X 600MM
 WEIGHT : 10.5KG

25LT - SEAMLESS BOWL LQS1025

SPECIFICATIONS

POWER : 1.9kW - 220V - 50Hz
 SPEED : 3000RPM
 DIMENSIONS : 1180 X 410 X 525MM
 WEIGHT : 20.5KG

SKYSEN

ICE CRUSHERS

FEATURES

- Adjustable height
- Heavy duty steel and aluminium base and support
- Output 10KG/HR

- Provides consistent, reliable power, especially during crucial peak work hours in restaurants, bars and institutions
- Quiet & fast



ELECTRIC - DELUX ICH1001

SPECIFICATIONS

POWER : 0.65kW - 230V - 50-60Hz
 DIMENSIONS : 200 X 230 X 300MM
 WEIGHT : 5.6KG

OTHER ORDER CODES

MIXING BOWL TAPERED - MB2 (MINI)

MBT1002
 180 X 65MM - 800ML

Note

Bowl not included

Crystal

Ideal for bars and restaurants where crushed ice is required in small quantities. Easy to use.



HAND ICH0001

Global



ICE SHAVER - ELECTRIC ICH0945

SPECIFICATIONS

POWER : 220V-230V - 50Hz
 DIMENSIONS : 700 X 160 X 245MM
 POWER : 0.3kW
 WEIGHT : 12.9KG

Makes perfect shaved ice



avenia


Cleaning & Washing

From brushes and mops to insect exterminators and dishwashers; find everything you need to keep your establishment clean and hygienic.

Section Index

Bins	173 - 174	Insect Exterminators	180
Brooms & Floor Squeegees	178	Janitor Trolley	175
Buckets & Wringers	175 - 177	Mobile Bins	173
Cutlery Holders	171	Mobile Dollies	174
Cutlery Saver	174	Mops	177, 179
Dishwasher - Tunnel	164	Pedal Bins	173
Dishwashers - Hood Type	162, 166	Pre-Rinse Sprays	166
Dishwashers - Undercounter	161 - 162, 165	Rack Dust Cover	172
Glass Rack Dolly	172	Racks & Extenders	168 - 171
Glass Scraper	177	Refuse Bins	174
Glass Washer	177	Scrub Brushes	179
Holder System	180	Spray/Trigger Bottles	174
Hose Reel	166	Vacuum Cleaner	175
Hotel Service Trolley	175	Wet Floor Sign	177

DISHWASHERS - UNDER COUNTER

5 REASONS WHY

- 2 Year warranty
- International brand established in 1985
- Italian designed and manufactured to the highest international standards
- Approved for 7 international patents and 9 quality marks
- The global leader in dishwashing solutions




5 REASONS WHY

- 2 Year warranty
- Italian designed and manufactured to the highest international standards
- The perfect solution for a commercial kitchen
- Standard with detergent and rinse aid dispenser
- Includes a drain pump



5 REASONS WHY

- Established brand since 2009
- Extensive range of value products
- Solutions for front and back of house
- Products for the everyday rigor of a commercial kitchen
- Continuous improvement and expansion of the range



5 REASONS WHY

- Trusted for generations
- High durability
- Innovative technology
- Inspire food safety & sustainability
- Inspire efficiency and profitability

FEATURES

- Ideal for coffee shops and canteens
- Double skin door, 120/SEC wash cycle, 30 racks/HR
- Can fit above or below counter, full auto process
- Clean cups and glasses on demand
- Consumes less than 2.0LT of water per cycle
- Gravity drain - recommended drain height - floor level




G35 - GLASS WASHER GWD1000

SPECIFICATIONS

DIMENSIONS	: 400 X 470 X 585MM
WEIGHT	: 33KG
POWER	: 2.1kW
VOLTAGE	: 220V Single phase
BASKET SIZE	: 350 X 350MM
MAX GLASS HEIGHT	: 195MM max glass/plate height

OTHER ORDER CODES

MESH RACK 350 X 350MM

GWD1035

SMALL PLATE RACK

GWD2001

Note

Includes 1 mesh/glass rack, 1 plate rack, 1 cutlery holder

FEATURES

- Ideal for small restaurants and bars
- 120/SEC wash cycle, double skin door, 30 racks/hr
- Fully automatic process
- Durable, heavy duty and long lasting
- Gravity drain - recommended drain height - floor level
- Door security
- Built-in rinse aid pump
- Optional drain pump kit available on request




GS40

DWD0400

SPECIFICATIONS

DIMENSIONS	: 450 X 530 X 700MM
WEIGHT	: 43KG
POWER	: 3.05kW
VOLTAGE	: 220V Single phase
BASKET SIZE	: 400 X 400MM
MAX GLASS HEIGHT	: 290MM max glass/plate height

OTHER ORDER CODES

PLATE RACK 400 X 400MM

DWD2040

GLASS RACK 400 X 400MM

DWD3040

Note

Includes 1 mesh/glass rack, 1 plate rack, 1 cutlery holder

DISHWASHER - UNDER COUNTER

FEATURES

- Ideal for medium sized restaurants and busy bars
- 120/SEC wash cycle. Double skin door, 30 racks/hr
- Fully automatic process, durable, heavy duty and long lasting
- Gravity drain - recommended drain height - floor level

- Door security
- Anti drip proof panel
- Built-in rinse aid pump
- Thermostop system
- Optional drain pump kit available on request

GS50 - SINGLE PHASE DWD0500

SPECIFICATIONS

DIMENSIONS	: 590 X 600 X 850MM
WEIGHT	: 65KG
POWER	: 3.45kW
VOLTAGE	: 220V Single phase
BASKET SIZE	: 500 X 500MM
MAX GLASS HEIGHT	: 325MM max glass/plate height

Note

Includes 1 plate rack, 1 glass rack, 1 cutlery holder
Refer to pg 167 - 171 for comprehensive range of racks



DISHWASHER - HOOD TYPE

FEATURES

- Extra large washtank reduces detergent cost
- Gravity drain recommended drain height 150MM from the ground
- Minimum water pressure required 2 bar
- Max plate height: 410MM

- Deep-formed tank
- Independent wash/rinse arms
- Built-in rinse-aid pumps
- Double tank filters & pump filter

HT11 DWD0011

SPECIFICATIONS

DIMENSIONS	: 720 X 735 X 1400/1890MM
WEIGHT	: 116KG (gross weight)
VOLTAGE	: 400V 3 phase + neutral
BASKET SIZE	: 500 X 500MM
OUTPUT	: Approx 60 racks per hour
TOTAL POWER	: 13.12kW
WASH PUMP	: 1.1kW
WASH TANK	: 35LT

OTHER ORDER CODES - ACCESSORIES

DWD0002 - DISH WASHER DIHR WATER SOFTENER

DWD0003 - DISH WASHER DIHR DRAIN PUMP KIT

DWD0004 - DISH WASHER DIHR SOAP DISPENSER

Note

Includes 2 Plate racks, 1 glass rack, 1 Cutlery holder
All DIHR machines are gravity drain systems and require fitted chemical dispensers
To be installed by a qualified technician
Refer to pg 167 - 171 for comprehensive range of racks



HOOD TYPE DISHWASHER COMPLETE SETUP

DIHR WASHING CYCLE

DIHR your ideal partner in professional glass, dish and utensil washing.

An integral part of any busy hotel or restaurant kitchen. Use the complete DIHR 5-step dish washing system to provide a constant supply of sparkling clean crockery and cutlery on demand.

STEP 1

Rinse off your soiled crockery and cutlery with the pre-rinse spray

STEP 2

Stack your dirty crockery and cutlery into the glass or dish racks and slide into the dishwasher to commence the wash cycle

STEP 3

On completion of the wash cycle, slide out the rack and the washed items will air dry in minutes

STEP 4

Stack the washed items still in the racks onto your rack dolly for safe and damage free storage of your valuable crockery and glasses

STEP 5

Wheel your rack dolly to your storage or setup area, ready to be wheeled into action on demand





DISHWASHER - TUNNEL

SMALL SIZE, GREAT PERFORMANCE! The RX101E compact dishwasher has been designed to satisfy the demand of commercial kitchens. These machines combine compact dimensions with high performance.

FEATURES

- Self-cleaning vertical wash pumps, protected from electrical overloads
- Traction system with built-in clutch preventing derailment
- AISI 304 S/Steel boilers fully insulated to reduce thermal losses
- Electronic soft touch panel with IP65 security level, manufactured to be user friendly and easy to be cleaned
- S/Steel washing and rinsing arms. These are removable without using any tool, for easier cleaning operation or to help the change of working direction on the RX101E
- S/Steel surface filters on every tank, easily removable without detaching washing arms
- Insulated double skin door, counterbalanced, equipped with anti-drop safety system
- Auto timer in order to switch off the rack conveyor motor after a prolonged period of inactivity
- Economizers to allow operation only when the rack is detected on that specific area, avoiding any waste of water and energy

2 YEAR



RX101E DWT0161

SPECIFICATIONS

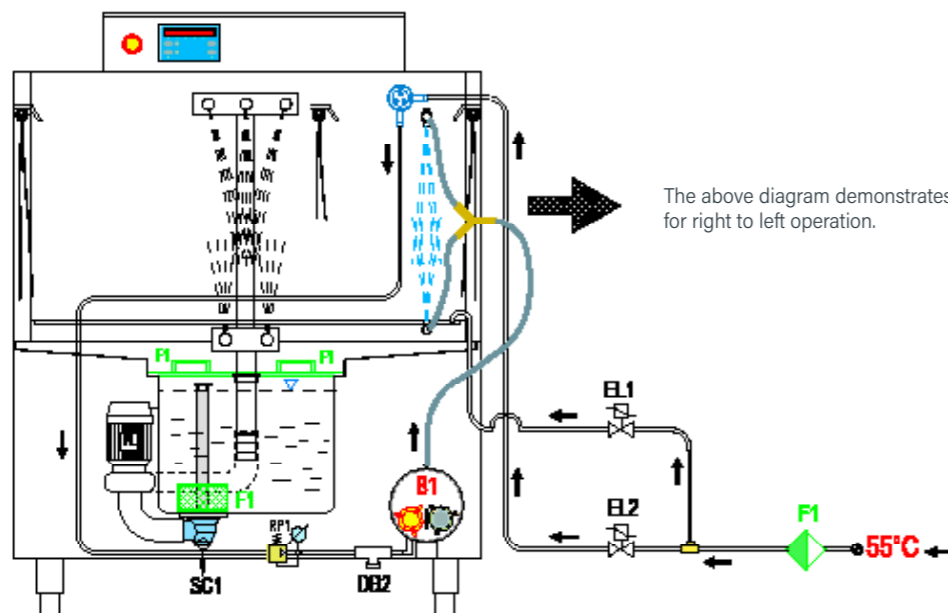
DIMENSIONS	: 1080 X 715 X 1565/1900MM
TOTAL POWER	: 22.33kW
VOLTAGE	: 400V 3N~ 50Hz
RACKS PER HOUR	: 70/100
WEIGHT	: 207KG

OTHER ORDER CODES

**TUNNEL DISHWASHER R101E - DRYER
OPTIONAL EXTRA
DWD2161**

Note

To be installed by a qualified Technician
Refer to pg 167 - 171 for comprehensive range of racks.



The above diagram demonstrates left to right operation - can be setup for right to left operation.

DISHWASHERS - UNDER COUNTER

Our Dwash dishwasher range is the most competitive brand of dishwashers to be introduced into the market. It is our value range that is coupled with quality to provide a complete offering.

Dwash is Italian made and has a basic range of machines to fit all your needs for a light commercial kitchen. Made from S/Steel, it comes standard with a detergent and rinse aid dispenser and also includes a drain pump!

FEATURES

- AISI 304 S/Steel dishwasher, double skin door, sloped tank with screwed basket rails
- Wash and rinse arms group in polypropylene
- With electromechanical buttons

2 YEAR



DWASH 40 DWD4040

SPECIFICATIONS

DIMENSIONS	: 450 X 530 X 700MM
WEIGHT	: 37KG
POWER	: 2590W
VOLTAGE	: 230V 50HZ
BASKET SIZE	: 400 X 400MM
MAX GLASS HEIGHT	: 290MM max glass/plate height

OTHER ORDER CODES

**PLATE RACK 400 X 400MM
DWD2040
GLASS RACK 400 X 400MM
DWD3040**

Note

Includes detergent & rinse-aid dispenser, drain pump, thermo-stop,
1 plate rack, 1 mesh pack, 1 cutlery holder
Refer to pg 167 - 171 for comprehensive range of racks.

2 YEAR



DWASH 50 DWD4050

SPECIFICATIONS

DIMENSIONS	: 590 X 600 X 850MM
WEIGHT	: 56.5KG
POWER	: 3200W
VOLTAGE	: 220V 50HZ
BASKET SIZE	: 500 X 500MM
MAX GLASS HEIGHT	: 320MM max glass/plate height

Note

Includes detergent & rinse-aid dispenser, drain pump, thermo-stop,
1 plate rack, 1 mesh pack, 1 cutlery holder
Refer to pg 167 - 171 for comprehensive range of racks.



DISHWASHER - HOOD TYPE

FEATURES

- AISI 304 S/Steel dishwasher, double skin door, sloped tank with screwed basket rails
- Wash and rinse arms group in polypropylene
- With electromechanical buttons



DWASH 100 DWD4100

SPECIFICATIONS

DIMENSIONS	: 720 X 735 X 1445/1880MM
WEIGHT	: 100KG
VOLTAGE	: 400V 3N 50HZ
BASKET SIZE	: 500 X 500MM
TOTAL POWER	: 6550W
WASH PUMP	: 400W
WASH TANK	: 29LT

Note

Includes, detergent & rinse-aid dispenser, drain pump, thermo-stop, 1 Plate rack, 1 Mesh pack, 1 Cutlery holder
To be installed by a qualified technician
Refer to pg 167 - 171 for comprehensive range of racks



PRE-RINSE SPRAYS AND HOSE REEL

Designed to remove food waste from dishes prior to dishwashing.
By switching to a pre-rinse spray, a commercial or institutional kitchen can save in energy and water costs.



**OVERHEAD
PRE-RINSE SPRAY
INCLUDES MIXER TAPS**
PRS0001



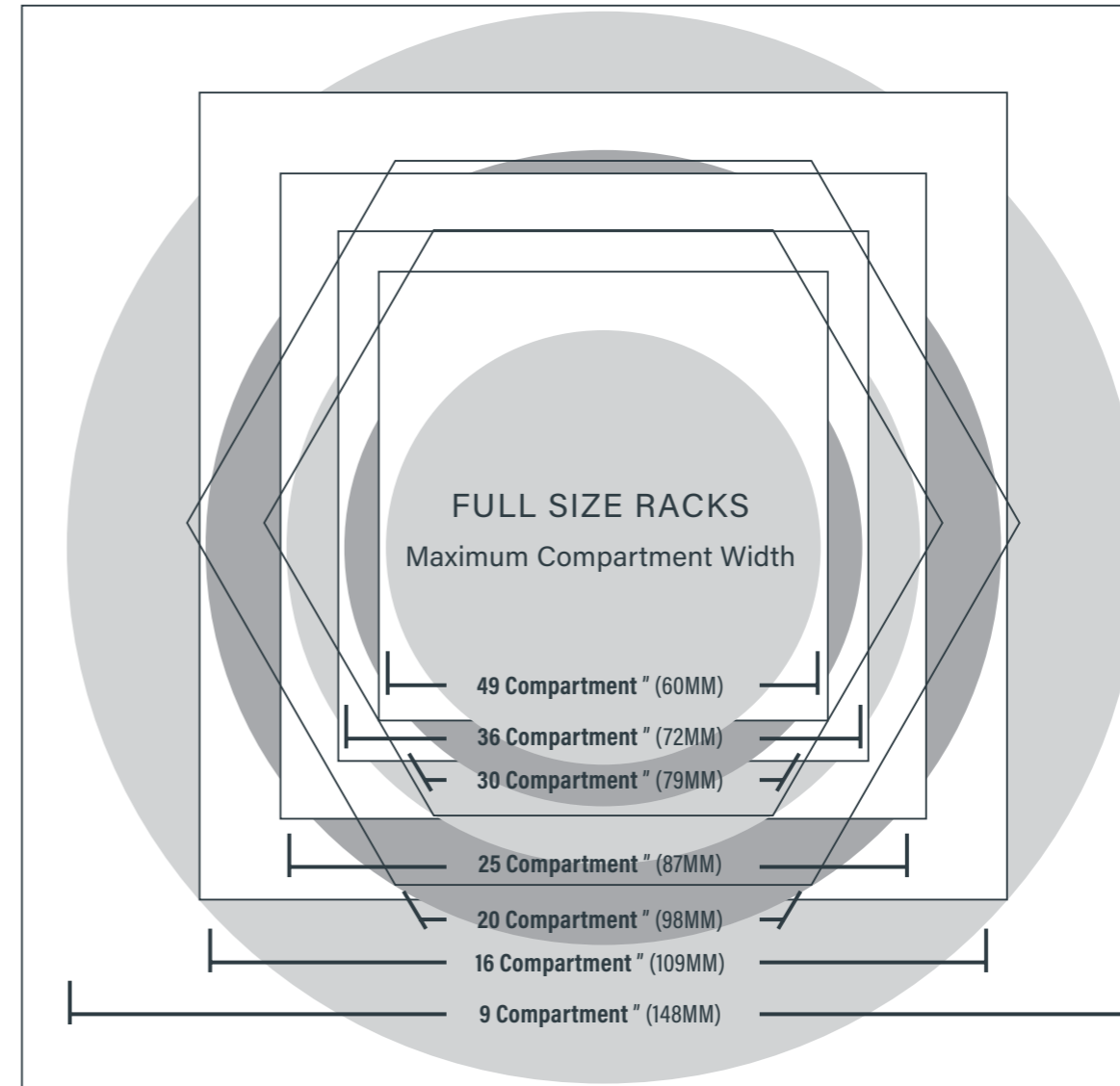
**OVERHEAD
PRE-RINSE SPRAY
(SPOUT INCLUDED)**
PRS0002



**HOSE REEL
S/STEEL**
HRS0010
10M

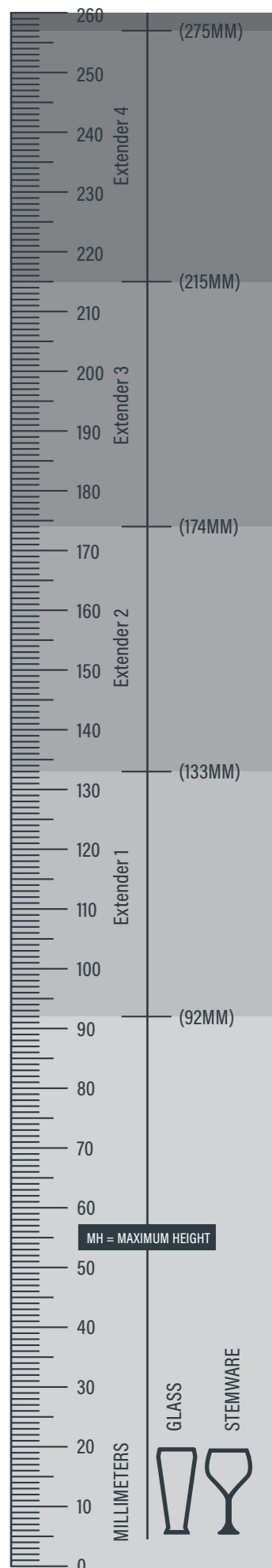


GLASS SIZING REFERENCE GUIDE



Place glass or stemware upside down over circle chart. Look down on the glass. Whatever circle the largest diameter of the glass fits within will determine the number of compartments.

Use the vertical guide marks at right to determine item height and appropriate rack number.



NEW


CLEANING AND WASHING

FLATWARE BOWL RACK



FEATURES

- Flatware/bowl rack
- Ideal for bulk or irregular shaped items




OPEN BASE RACK
OBR0100
 500 X 500 X 100MM
 GREY



OPEN EXTENDER
OEG0050
 500 X 500 X 50MM
 GREY

FEATURES

- Flatware/combination
- Mesh design base specifically for cutlery



FLATWARE RACK
FWR0100
 500 X 500 X 100MM
 GREY



OPEN EXTENDER
OEG0050
 500 X 500 X 50MM
 GREY

ALL PURPOSE PLATE RACK



FEATURES

- All purpose rack
- Moulded-in support stands to hold plates and trays
- Includes first extender

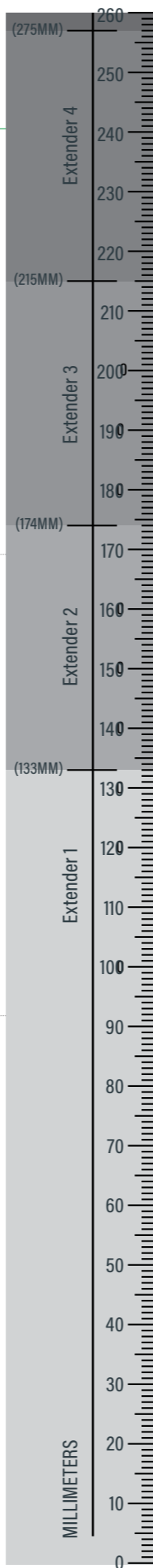


9 X 9 PEG RACK
PRG0010
 500 X 500 X 100MM
 GREY



OPEN EXTENDER
OEG0050
 500 X 500 X 50MM
 GREY

CAMBRO



NEW

CLEANING AND WASHING

GLASS RACKS

9 COMPARTMENT

FEATURES

- 9 Compartment glass rack
- Maximum diameter = 14.9CM
- Includes first extender



GLASS RACK
CGG0143
 500 X 500 X 143MM
 GREY



HEIGHT EXTENDER
CEG0050
 500 X 500 X 50MM
 GREY

16 COMPARTMENT

FEATURES

- 16 Compartment glass rack
- Maximum diameter = 11.1CM
- Includes first extender



GLASS RACK
CGG0144
 500 X 500 X 143MM
 GREY



HEIGHT EXTENDER
CEG0051
 500 X 500 X 50MM
 GREY

20 COMPARTMENT



FEATURES

- 20 Compartment 9 glass rack
- Maximum diameter = 9.84CM
- Includes first extender

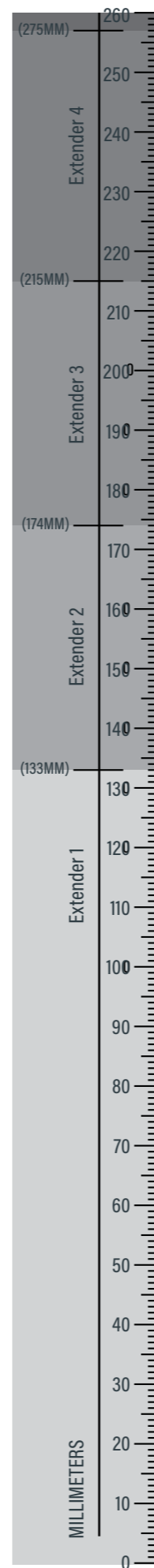


GLASS RACK
CGR0020
 500 X 500 X 143MM
 GREY



HEIGHT EXTENDER
CHE0020
 500 X 500 X 50MM
 GREY

CAMBRO



NEW

CLEANING AND WASHING

GLASS RACKS

25 COMPARTMENT

FEATURES

- 25 Compartment cup rack
- Maximum diameter = 8.7CM
- Includes first extender



GLASS RACK
CGG0145
500 X 500 X 143MM
GREY



HEIGHT EXTENDER
CEG0052
500 X 500 X 50MM
GREY

30 COMPARTMENT

FEATURES

- 30 Compartment glass rack
- Maximum diameter = 7.94CM
- Includes first extender



GLASS RACK
CGG0146
500 X 500 X 143MM
GREY



HEIGHT EXTENDER
CEG0053
500 X 500 X 50MM
GREY

36 COMPARTMENT

FEATURES

- 36 Compartment glass rack
- Maximum diameter = 7.3CM
- Includes first extender

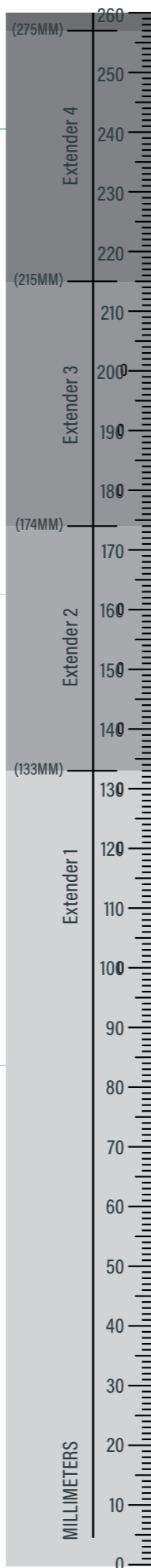


GLASS RACK
CGG0147
500 X 500 X 143MM
GREY



HEIGHT EXTENDER
CEG0054
500 X 500 X 50MM
GREY

CAMBRO



NEW

CLEANING AND WASHING

GLASS RACK

49 COMPARTMENT

FEATURES

- 49 Compartment glass rack
- Maximum diameter = 6.2CM
- Interior dimensions: 65 X 65 X 80MM



GLASS RACK
CGG0148
500 X 500 X 143MM
GREY



HEIGHT EXTENDER
CEG0055
500 X 500 X 50MM
GREY

CUTLERY HOLDERS



FLATWARE CYLINDER WHITE
FCW0143
11.4 X 14CM



8 COMPARTMENT FLATWARE BASKET NO HANDLES
CFB0184
18.4CM H



CAMBRO

NEW

CLEANING AND WASHING

RACK MOBILE DOLLY



FEATURES

- Rack dolly
- Handle and wheels for easy transportation of racks
- Convenient drain feature for excess water
- Large swivel castors with non-marking rubber wheels



GLASS RACK DOLLY WITH HANDLE
GFC0500
 500 X 500MM
 SOFT GREY

Note
 Colours available on request

RACK DUST COVER

FEATURES

- Use to cover glass rack to protect clean glasses



GLASS RACK FLAT COVER
RDC0122-C
 50 X 50CM LIGHT GREY



No Bacteria



No Dirty Hands



No Rodents



No Bugs



No Dirt

CAMBRO

CLEANING AND WASHING

MOBILE REFUSE BINS



ORGANIC WASTE
IBP1220 - 120LT
IBP1240 - 240LT



PLASTIC
IBP2220 - 120LT
IBP2240 - 240LT



TIN CANS
IBP4220 - 120LT
IBP4240 - 240LT



PAPER
IBP3220 - 120LT
IBP3240 - 240LT



GENERAL WASTE
IBP0220 - 120LT
IBP0240 - 240LT



FOOT PEDAL WHEELY BIN



120LT BLUE
IBP9120


SPECIFICATIONS
 CAPACITY : 120LT
 DIMENSIONS : 470 X 580 X 910MM

NEW



68LT - PLASTIC
IBP9068

SPECIFICATIONS
 CAPACITY : 68LT
 MATERIAL : VIRGIN POLYPROPYLENE
 DIMENSIONS : 470 X 400 X 680MM



NEW



90LT
IBP9087

SPECIFICATIONS
 CAPACITY : 90LT
 MATERIAL : LLDPE
 DIMENSIONS : 500 X 440 X 900MM

Global

REFUSE BIN



ROUND REFUSE BIN WITH FLAT LID
IBP1001
120LT - 560 X 820MM



MOBILE DOLLY FOR IBP1001
IBP1004

REFUSE BIN



REFUSE BIN BLACK - WITH LID
IBP1085
85LT - 450 X 630MM



MOBILE DOLLY METAL
IBP0001

FEATURES

- Made from durable ABS high impact plastic
- UV resistant to withstand exposure to sunlight
- Unique, patented design
- Magnets contained in moisture-proof cells, prevents bacteria growth
- Use only with 18/10 or magnetic steels

CUTLERY SAVER



CUTLERY SAVER FOR IBP0085 & IBP1085
CTS0001

COLOUR CODED PLASTIC TRIGGER SPRAY BOTTLES



TRIGGER BOTTLES - 750ML

- TBB0750 ●
- TBG0750 ●
- TBR0750 ●
- TBW0750 ●
- TBY0750 ●

JANITOR TROLLEY - PLASTIC

FEATURES

- Robust 3 shelf design
- Smooth gliding wheels



TROLLEY
JTP0001
1140 X 510 X 980MM

- Heavy duty moulded hooks for cart bag and for cleaning equipment



HOTEL SERVICE TROLLEY

FEATURES

- Heavy duty moulded hooks for durable service bag
- Smooth gliding wheels
- Multifunctional and versatile
- Adjustable shelving



PLASTIC TROLLEY
HST0001
1480 X 550 X 1000MM

VACUUM CLEANER

FEATURES

- New NST sound reduction and AutoSave energy conservation technology
- Environmentally friendly
- Less energy, lower noise, longer life and user convenience



INDUSTRIAL
NVC0001
6.1KG - 355 X 355 X 430MM
WEIGHT: 7.6KG



PLASTIC BUCKETS AND WRINGERS

FEATURES

- Provides great visibility for increased safety

- Portable and lightweight designs are ideal for use in any environment



SINGLE BUCKET AND WRINGER

PLASTIC FRAME
PBW0001
1 X 36LT

OTHER ORDER CODES

- BUCKET AND WRINGER 36LT**
- PBW0003 ●
 - PBW0004 ●
 - PBW0005 ●



DOUBLE BUCKET AND WRINGER

2 X 25LT
PBW2002 - METAL FRAME
PBW0002 - PLASTIC FRAME

PLASTIC BUCKETS AND WRINGERS

1 YEAR WARRANTY



FEATURES

- 30LT capacity
- One year warranty for all parts under normal operational use

SINGLE COMPARTMENT NPB0001

Note

Also available on request in these colours:



1 YEAR WARRANTY




FEATURES

- Dual compartment mopping unit
- 18LT front clean water container
- 12LT dirty water section to the rear
- Split container capacity allows larger areas to be cleaned before emptying and refilling is required
- One year warranty for all parts under normal operational use

DOUBLE COMPARTMENT NPB0002

Note

Also available on request in these colours:



GEERPRES BUCKET AND WRINGER

WET FLOOR A FRAME SIGN



BUCKET AND WRINGER GPB0001

OTHER ORDER CODES

BUCKET
GPB0002
WRINGER
GPB0003

Note

Bucket and handles also available on request in these colours:



GEERPRES

FEATURES

- Provides 360 degree visibility for increased safety
- Portable and lightweight designs are ideal for use in any environment



SPECTRA WFS0001



Spectra

MOP HANDLES AND HEADS



MOP HOLDER ALUMINIUM HANDLE MHA0400 - 1400MM



MOPHOLDER PVC/WOOD HANDLE ONLY - 1550MM

MHW0500 ●
MHW0501 ●
MHW0502 ●
MHW0503 ●
MHW0504 ○



FAN MOP CLIP E-LINE - BLACK FMC0001



MOP HEAD ONLY MHW1500 500g




MOPHEAD ONLY BLUE LINE MHA1400 400g

GLASS SCRAPER



HAND HELD GSH0300 300MM



MANUAL 3-HEAD GWH2003 200MM

Spectra



CLEANING AND WASHING

BROOMS AND FLOOR SQUEEGEE



LOBBY BROOM AND DUST PAN WITH COVER
LDP0003
870 X 280 X 280MM




LONG HANDLE BROOM
LHB0610
610MM



STRAIGHT FLOOR SQUEEGEE
SFS0540
600MM

MOULDED TOP & PLASTIC BOTTOM THREAD HANDLE



WHITE
MTW1300
1300 X 240MM

BLACK
MTB1300
1300 X 240MM

Note
Available on request only



DOUBLE BLADE WHITE
SSQ1500
500MM



SINGLE MOULDED BLADE BLACK
SSQ0500
500MM

Note
Available on request only



HEAD SOFT BRISTLE - WHITE
BHW0450
450MM



HEAD HARD BRISTLE - BLACK
BHB0300
300MM

Note
Available on request only

SCRUB BRUSHES



SOFT BRISTLE WHITE
SSW0175
175MM



HARD BRISTLE BLACK
SSB0175
175MM



NAIL BRUSH SOFT BRISTLE - WHITE
NBS0110
110MM

Note
Available on request only



CLEANING AND WASHING

SCRUB BRUSHES AND MICROFIBRE MOP

SOFT BRISTLE - WHITE



SHORT HANDLE SCRUB
SHS0210
210MM



SPECTRA LONG HANDLE SCRUB
LHS1355
355MM



SLIMLINE SCRUB
SSS0300
300MM

Note
Available on request only

HARD BRISTLE - BLACK



SHORT HANDLE SCRUB
SHS1210
210MM



LONG HANDLE SCRUB
LHS0355
355MM



SLIMLINE SCRUB
SSH0300
300MM

Note
Available on request only



MOULDED TOP AND BOTTOM PLUG HANDLE - BLACK
MPH1300
1300 X 24MM

Note
Available on request only



MICROFIBRE MOP HEAD
MTB0390
390MM



MICROFIBRE MOP HEAD - BLUE
MFM0700
180 X 700MM (260G)
WITH TAGS FOR COLOUR CODING



WALL MOUNTED HOLDER SYSTEM

NEW



WALL RAIL WITH 3 BRACKETS
WRS0500
500MM

Spectra



INSECT EXTERMINATORS - LED

FEATURES

- High quality UV-A LED for best attraction
- Electronic transformer to ensure effective kill rate
- ABS fireproof material for safety
- Full open design
- Removable collection tray for easy cleaning
- Coverage 300SQM



MEDIUM IEA1003 SPECIFICATIONS


VOLTAGE : 230V - 50Hz
DIMENSIONS : 470 X 100 X 263MM
WEIGHT : 1.7KG

ULTRA VIOLET



SMALL IEA1001 SPECIFICATIONS

VOLTAGE : 230V
DIMENSIONS : 395 X 95 X 300MM
LAMPS : 2 X 10W
WEIGHT : 11.74KG



MEDIUM IEA1002 SPECIFICATIONS

VOLTAGE : 230V
DIMENSIONS : 645 X 95 X 390MM
LAMPS : 2 X 20W
WEIGHT : 11.06KG

avenia

Storage & Handling

Safely storing and transporting food is made easy with our range of products from world leading brands such as Cambro. Our ranges are designed to withstand the harshest of environments.

Section Index

Beverage Servers	192	Inserts & Lids - Polypropylene	200 - 201, 203
Camduction Base & Dome Covers	184	Lids - Polycarbonate	198 - 199
Camduction Charging Station	183	Meal Delivery Carts	184
Containers - Polycarbonate & Lids	202	Meat Trays - Plastic	212 - 213
Crates	214	Mobile Carts	206
Crockery Racks	209	Mobile Drying Racks	183
Dinnerware - Polycarbonate	186 - 187	Mobile Trolley	207
Dish Caddy & Lever	189	Mobile Working Table	207
Dish Clearing Trolley	208	Multipurpose Tray	214
Drain Shelves - High Heat	195	Plate Covers - S/Steel & Polycarbonate	187
Drain Shelves - Polycarbonate	199	Platform Trolley	208
Drain Shelves S/Steel	218	Pot Racks	210
Dunnage Racks	205	Service Carts & Accessories	188
Food Delivery Bags	215	Shelving & Accessories - Basics Plus	204 - 205
Food Pan Carriers	190 - 191	Shelving Units	211
Freezer Pan & Lid	198	Storage Boxes & Lids - Polycarbonate	203
Gastronorm Food Pans S/Steel	216 - 218	Storage Container	214
Heated Meal Delivery Carts	185	Tea Trolleys	208
High Heat Inserts & Lids	193 - 194	Trays - Fibreglass	187
Ice Caddy	189	Wall Shelving - S/Steel	209
Ingredient Bins	205, 215	Wire Locker	212
Inserts - Polycarbonate	195 - 197	Work Tables	210

BCE
Foodservice Equipment



Infiniti

5 REASONS WHY

- Durable 18/10 S/Steel for long term use
- Long established brand with the latest innovations
- Highest quality and sophisticated design
- Provider of professional equipment for hotels and the catering industry
- Ensuring availability of replacement are our priority

Global

5 REASONS WHY

- Established brand since 2009
- Extensive range of value products
- Solutions for front and back of house
- Products for the everyday rigor of a commercial kitchen
- Continuous improvement and expansion of the range

CAMBRO

5 REASONS WHY

- Trusted for generations
- High durability
- Innovative technology
- Inspire food safety & sustainability
- Inspire efficiency and profitability

NEW

STORAGE AND HANDLING

HEALTHCARE

CAMBRO

NSE **StoreSafe**
STORE FRESH

CAMDUCTION CHARGING STATION

Cambro introduces the newest generation of conduction heating systems. The camduction is the most innovative system for today's demanding foodservice traylines and room service operations

FEATURES

- Quickly heats up to 20 bases at one time
- Initial start up takes approx. 4-6 minutes
- Made of high grade S/Steel
- Independent functionality of each charging slot reduces the risk of service interruption
- Camduction innovative hot meal delivery system is fast and efficient
- Perfect for any facility with a hot tray line system



SINGLE PHASE 220V

CCS1001
762 X 479 X 879MM
WEIGHT : 49.2KG



MOBILE DRYING RACKS



FOR CAMDUCTION BASES
MDR0001
128 - BASE CAPACITY



FOR INSULATED DOME COVERS
MDR0002
100 - DOME CAPACITY

CAMBRO

NEW

STORAGE AND HANDLING

HEALTHCARE



CAMDUCTION BASE PELLET

FEATURES

- Plastic rims remain cool and safe to touch or handle once the base is heated
- Bases heat from centre of the plate
- Dishwasher safe - must be allowed to dry completely before using again
- Suited for 230MM plate

2 YEAR



FOR SINGLE PHASE CAMDUCTION SYSTEM
NAVY BLUE
CBP0001
 243.1MM DIAMETER


DOMES COVERS

FEATURES

- Insulated dome cover and base assist with temperature retention
- Not for use in a microwave
- Suited for 230MM plate

NAVY BLUE

3 YEAR



INSULATED LOW PROFILE
IPC0260
 260MM DIAMETER - 699MM H

INSULATED BASE COVER, HARBOUR COLLECTION
IDC0260
 260MM DIAMETER - 817MM H

INSULATED BASE
IBB0261
 245MM DIAMETER - 40MM H

MEAL DELIVERY CARTS

FEATURES

- Transport meal trays from the kitchen to patients, nursing home residents or correctional facility inmates
- Enhance satisfaction with high quality, room service style meals served quietly and efficiently
- Tough, one-piece, double-wall polyethylene carts are easy to clean
- Non-electric and requires no assembly
- Features light-weight non-insulated ABS doors

SLATE BLUE



20 TRAY
MDC0970
 96.5 X 140 X 112.4CM

Note
 Takes 20 X 1520
 Camtrays



30 TRAY
MDC0750
 74.5 X 152.5 X 161.6CM

Note
 Takes 30 X 1520
 Camtrays

CAMBRO

NEW

STORAGE AND HANDLING

HEALTHCARE



HEATED MEAL DELIVERY CARTS

FEATURES

- The standard for all your banquet and catering needs, these units are the right choice for cost effective, energy efficient heated cabinets
- High quality, thick foam insulation retains hot temperatures for up to 4 hours unplugged and reduces unnecessary electrical usage
- Two cabinet with wheels
- Patented vent cap design enables operators to maintain natural food moisture and quality by eliminating excess pressure and steam
- Lightweight yet durable
- Tough polyethylene exterior remains cool to the touch, reducing the risk of employee injury

UPC ELECTRIC HEATED FRONT LOADERS



800 SERIES
UEL0001
 220V - SLATE BLUE
 520 X 690 X 1370MM
 WEIGHT : 46.3KG



1600 SERIES
UEL0002
 220V - SLATE BLUE
 730 X 850 X 1370MM
 WEIGHT : 46.3KG



FULLY INSULATED - 20 TRAY
EHT0001
 220V
 965 X 1400 X 1124MM

CAMBRO

NEW

STORAGE AND HANDLING

HEALTHCARE



POLYCARBONATE DINNERWARE

Our new Camwear range of polycarbonate dinnerware is scratch resistant, tough, hygienic and virtually unbreakable. Revitalise your kitchen with this high gloss dinnerware. This tableware range is superior in design, function and value. It is both affordable and practical whilst meeting the consumers requirements.

FEATURES

- Resists stains, scratches and odours
- Dishwasher safe
- Extreme durability

BEIGE



**NARROW RIM
SIDE PLATE**
PSP0205-C
16.5CM



**NARROW RIM
DINNER PLATE**
PDP0229
25.4CM



**NARROW RIM
DINNER PLATE**
PDP0230-C
22.9CM



SQUARE BOWL
PSB0278
278ML
**SNAP ON LID FOR
10CW BOWL**
PSL0100
CLEAR



**ROUND SOUP/
SALAD BOWL**
PSB0450-C
22.9CM



CEREAL BOWL
PCB0370
370ML



**3 DIVISION
DINNER PLATE**
PDP0002-C
22.9CM



NAPPIE BOWL
PSB0350-C
452ML

CAMBRO

NEW

STORAGE AND HANDLING

HEALTHCARE



POLYCARBONATE DINNERWARE



JUG - CLEAR
PTP0750-C
1LT CLEAR
LID FOR JUG
PLJ0340



MUG - BEIGE
PCM0300-C
288ML



TUMBLER - CLEAR
GTA0001-C
296ML



JUICE GLASS - CLEAR
PJG0150
150ML

CAMBRO

CAMTRAYS - FIBERGLASS SMOOTH TRAY ANTIQUÉ PARCHMENT



FST0350
27 X 35CM



FST0530
32 X 53CM - FULL



FST5150
38 X 51.5CM

Note
Fits cambro
meal delivery carts



CAMBRO

PLATE COVERS



S/STEEL
PCR0280
260MM



CLEAR
PCP2000-C
26.2CM DIAMETER 7CM H

Global

NEW

STORAGE AND HANDLING

SERVICE AND TRANSPORT CARTS



FEATURES

- Shelves feature raised ridges to protect surface against heat
- Four sided 1.3CM marine rail on top shelf to contain spills
- Four (4) 15CM non-marking heavy-duty plate castors
- No assembly required



PRO HEAVY DUTY 2 TIER
SCH0236
 105 X 60 X 94CM
 BLACK



QUICK CONNECT CUTLERY BIN
QCC0310
 40 X 18 X 31CM
 BLACK



QUICK CONNECT TRASH BIN
QCT0540
 40 X 18 X 54CM
 BLACK

FEATURES

- Versatile, strong and durable
- Lightly textured polypropylene shelves to reduce sliding
- Stain resistant surface that is easy to clean
- Caster diameter: 12,7CM 2 fixed, 2 swivel, 1 with brake steel castors that are rust-proof
- No assembly required



2 TIER
SCH0235
 95 X 55 X 88CM
 BLACK



CAMBRO

NEW


STORAGE AND HANDLING

ADJUSTABLE DISH CADDY



FEATURES

- Compact design with unparalleled capacity
- Store more caddies and dishes in the same space, or keep the same quantity of caddies and dishes, and free up valuable space for other uses
- Smooth maneuvering
- Compact square design, with 2 rigid and 2 swivel castors, means easier transporting in and out of storage, up and down ramps and across carpet




COMPACT - 4 TOWER
ADC0002
 69 X 69 X 81CM
 BLACK



ADD ON LEVERS (PACK OF 4)
XBO4025
 FOR CONVERTING ADCRC CADDY FOR SMALLER DISHES

STORAGE CAPACITIES

UNIT HOLDS BETWEEN 45 & 60 DISHES PER STACK, BASED ON DISH SIZE.



PORTABLE ICE CADDY

FEATURES

- Rotomoulded for maximum durability, resisting cracks, dents, bubbling, and rusting
- Ideal for beverage and meal service in catering, outdoor events, and hotels
- Unique sliding lid slides back and under to reduce contamination
- Recessed well and drain shelf keeps ice away from water
- Ergonomic, moulded-in handles ease lifting and transport

57KG
ICB0570
 59 X 80 X 75CM
 BLACK



CAMBRO

NEW

STORAGE AND HANDLING

UPC



TOP LOADER SLATE BLUE

FEATURES

- Durable polypropylene construction
- Polyurethane injected foam insulated
- Lid with gasket and wide nylon latches for better temperature retention
- Transport full or fractional GN food pans
- Interlock and stack to ease transporting and maximize storage space



**GN FOOD PANS
20CM DEEP
UTL0305**
63 X 44 X 30.5CM



FRONT LOADER SLATE BLUE

FEATURES

- Superior performance: both models keep food hot or cold for up to 4 hours
- Polyurethane foam insulation improves temperature maintenance and allows for a safe exterior compared to hot metal cabinets
- Durable construction
- Built in handles for easy maneuvering
- Doors open 270° for easy loading and unloading of food pans
- Units are stackable and can be placed on a dolly



**400 SERIES
UFL0620**
43 X 62 X 62CM



**DOLLY FOR
400 SERIES
DFL0230**
71 X 53 X 23CM

NEW

STORAGE AND HANDLING

UPC



FRONT LOADERS SLATE BLUE

FEATURES

- Two compartment with wheels



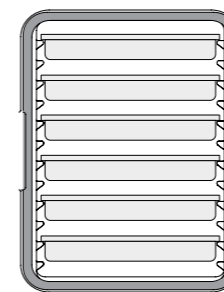
**800 SERIES
UFL0621**
52 X 69 X 137CM



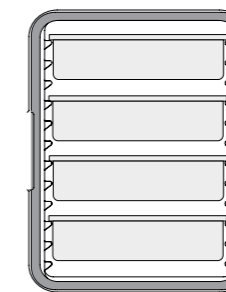
**1600 SERIES
UFL0622**
72 X 82 X 135CM

CAPACITY GUIDE

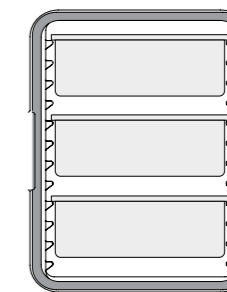
UFL0620 (X1)=
UFL0621 (X2)=
UFL0622 (X4)=



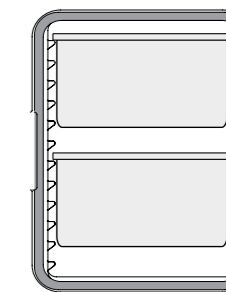
6 x 2 1/2" (6,5 cm)



4 x 4" (10 cm)



3 x 6" (15 cm)



2 x 8" (20 cm)

NEW

STORAGE AND HANDLING

ULTRA CAMTAINERS



FEATURES

- Use to hold, transport and serve hot or cold beverages
- One piece, seamless double-wall polyethylene with thick foam insulation
- Sturdy latches secure lids tightly and will never rust
- Drip-proof recessed spigot for easy self-serve access
- Stack units on riser to fill large cups or coffee pots
- Stack interlocking ensures stable stacking during transport and storage

BEVERAGE SERVER - DARK BROWN



10LT
BSI0104
43 X 30 X 50CM



20LT
BSI0199
43 X 30 X 68CM



40LT
BSI0397
52 X 42 X 66CM



CAMBRO

NEW

STORAGE AND HANDLING

HIGH HEAT INSERTS - GN FOOD PAN



SPECIFICATIONS

- Reduce handling and save expense with one pan that can go from prep to cooler to oven to steam table
- Gastronorm dimensions to fit in standard prep tables
- Unlike metal pans, H-pans are safe for use in microwave ovens
- Ideal for heated carts, steam tables and chafing dishes

AMBER



FULL - 8.5LT
HHF0001
65MM




HALF LONG - 3LT
HHF0002
65MM



HALF - 3.9LT
HHF0005
65MM



HALF - 5.9LT
HHF0006
100MM



HALF - 8.9LT
HHF0003
150MM



THIRD - 3.6LT
HHF0007
100MM



THIRD - 5.3LT
HHF0004
150MM



CAMBRO

NEW

STORAGE AND HANDLING

HIGH HEAT LIDS



AMBER



FULL
HHL0001



HALF LONG
HHL0002



HALF
HHL0004



THIRD
HHL0003

HIGH HEAT INSERTS - THIRD GN PAN

AMBER



DOUBLE
HANDLE - 2.4LT
FOR PHU UNITS
HHP1003
65MM



DOUBLE
HANDLE - 3.6LT
FOR PHU UNITS
HHP1002
100MM



SINGLE
HANDLE - 2.4LT
FOR PHU
UNITS
HHP1005
65MM



SINGLE
HANDLE - 3.6LT
FOR PHU UNITS
HHP1001
100MM



CAMBRO

NEW

STORAGE AND HANDLING

HIGH HEAT DRAIN SHELVES



AMBER



FULL
HDS0001



HALF LONG
HDS0002



HALF
HDS0003



THIRD
HDS0004

CAMWEAR POLYCARBONATE INSERTS

FEATURES

- Standard gastronorm and bain marie sizes
- Polycarbonate food pans can withstand tough use and resist food acids and oils
- Not suitable for use with steam or heat
- Optional solid or notched lids and drain shelves
- Dishwasher safe
- Clear pans are ideal for storage and transportation
- Dishwasher safe

CLEAR



FULL - 8.5LT
INF4065-C
65MM



FULL - 13LT
INF4100-C
100MM

BLACK



FULL - 8.5LT
INF5065-C
65MM



FULL - 13LT
INF5100-C
100MM



CAMBRO

NEW

STORAGE AND HANDLING

CAMWEAR POLYCARBONATE INSERTS



HALF - 3.9LT
INH4065-C
65MM
CLEAR



HALF - 3.9LT
INH5065-C
65MM
BLACK



HALF - 5.9LT
INH4100-C
100MM
CLEAR



HALF - 5.9LT
INH5100-C
100MM
BLACK



HALF - 8.9LT
INH4150-C
150MM
CLEAR



HALF - 11.7LT
INH5150-C
200MM
CLEAR



FULL - 19.5LT
INF4150-C
150MM
CLEAR



FULL - 25.6LT
INF4200-C
200MM
CLEAR



CAMBRO


NEW

STORAGE AND HANDLING

CAMWEAR POLYCARBONATE INSERTS



THIRD - 2.4LT
INT4150-C
65MM
CLEAR



THIRD - 3.6LT
INT5100-C
100MM
CLEAR



THIRD - 3.6LT
INT5101-C
100MM
BLACK



THIRD - 5.3LT
INT5063-C
150MM
CLEAR



SIXTH - 1.5LT
INS5100-C
100MM
CLEAR



SIXTH - 1.5LT
INS5150-C
100MM
BLACK



SIXTH - 2.2LT
INS4150-C
150MM
CLEAR



SIXTH - 2.2LT
INS4100-C
150MM
BLACK



NINTH - 1LT
INN5100-C
100MM
CLEAR



NINTH - 1.4LT
INN9150-C
150MM
CLEAR



CAMBRO



CAMWEAR COLDFEST FREEZER PAN AND LID

FEATURES

- Keep food chilled without the use of messy ice
- ABS material with non-toxic refrigerant gel cores
- Conforms to gastronorm exterior dimensions to fit standard food bars or make tables
- Stackable



SIXTH
CFP0150
150MM
BLACK



CLEAR FLAT LID
FOR CFP0150
PCL0135
POLYCARBONATE

CAMWEAR POLYCARBONATE LIDS FOR INSERTS CLEAR



FULL
INF4001-C



HALF
INH4001-C



THIRD
INT4001-C



SIXTH
INS4001-C



NINTH
INN9009-C



CAMWEAR POLYCARBONATE HINGED FLIP LIDS

FLIPLID FEATURES

- Flip up lid to easily access contents. Food can be held without getting dried out, increasing yields. Reduces points of cross contamination



HALF
PCH1353



THIRD
PCH1350



SIXTH
PCH1351



NINTH
PCH1352



CAMWEAR POLYCARBONATE LIDS FOR INSERTS



CLEAR - NOTCHED



FULL
INF4002-C



HALF
INH4002-C



THIRD
INT4002-C



SIXTH
INS4002-C



NINTH
INH4006-C



CAMWEAR POLYCARBONATE PERFORATED DRAIN SHELVES CLEAR



FULL
INF4003-C



HALF
INH4003-C



THIRD
INT4103-C



SIXTH
INS4106-C



NINTH
INN9001-C





POLYPROPYLENE INSERTS



FEATURES

- An economical choice for storing food
- Translucent polypropylene material provides content visibility
- Meets gastronorm GN food pan specifications EN-631-1
- Non-stick smooth interior surface promotes easy cleaning

TRANSLUCENT



FULL - 8.5LT
SCF1065-C
65MM



HALF - 3.9LT
SCH1065-C
65MM



FULL - 19.5LT
SCF1150-C
150MM



FULL - 13LT
SCF1100-C
100MM



HALF - 5.9LT
SCH1100-C
100MM



HALF - 8.9LT
SCH1150-C
150MM



THIRD - 3.6LT
SCT0100-C
100MM



THIRD - 5.3LT
INT3150-C
150MM



SIXTH - 2.2LT
INS6150-C
150MM



SIXTH - 1.5LT
INS6100-C
100M



SIXTH - 1LT
INS6065-C
65MM



SNAP ON SEAL COVERS FOR INSERTS



FEATURES

- Snap on seal lids are designed to fit both polycarbonate and polypropylene Cambro pans

TRANSLUCENT



FULL
INF4004-C



HALF
INH4004-C



THIRD
INT4004-C



SIXTH
INS4004-C



NINTH
INN4004-C



NEW

STORAGE AND HANDLING

PRO CONTAINERS - POLYCARBONATE - SQUARE



FEATURES

- Easy on, easy off cover
- Prevents spills
- Extends food shelf life by 2 days

- Maximize Freshness
- Cross stacking allows sanitary drying

CLEAR



2LT
SCS4002-C



6LT
SCS4006-C



12LT
SCS4010-C



22LT
SCS4020-C



4LT
SCS4004-C



8LT
SCS4007-C



18LT
SCS4015-C



PRO CONTAINER - SEAL LIDS



2 & 4LT SQUARES
SCL4001-C



6 & 8LT SQUARES
SCL4002-C



12, 18 & 22LT SQUARES
SCL4003-C

CAMBRO

NEW

STORAGE AND HANDLING

STORAGE BOXES - POLYCARBONATE



FEATURES

- Safely store bulk food products in the cooler, freezer or dry storage
- When received, transfer ingredients out of unsanitary cardboard boxes into food boxes

CLEAR



SMALL - 6.6LT
SBL0090-C
46 X 30.5 X 9CM



LARGE - 18.9LT
SBS0090-C
46 X 66 X 9CM



LARGE - 49.2LT
SBS0230-C
46 X 66 X 23CM



LARGE - 83.3LT
SBL0380-C
46 X 66 X 38CM



SMALL - 18LT
SBP0230
46 X 30.5 X 23CM



LARGE - 33LT
SBS0150-C
46 X 66 X 15CM




LARGE - 64.4LT
SBL0150-C
46 X 66 X 30CM



STORAGE BOX FLAT LIDS - POLYCARBONATE



SMALL
SBS0001-C
46 X 30.5CM



LARGE
SBL0001-C
46 X 66CM

CAMBRO

POLYPROPYLENE INSERT AND LIDS



CONTAINER NINTH
SCN0100
100MM DEEP



LID NINTH - 1/9
FOR SCN0100
SLN0100 ○
SLN0101 ●
SLN0102 ●



STORAGE AND HANDLING

BASICS PLUS SHELVING - STARTER UNITS



LIFETIME WARRANTY
ON CORROSION AND RUST



FEATURES

- Made from extremely strong composite material
- Corrosion resistant
- Designed to snap/connect together for easy assembly
- Adjustable feet bolts allow for leveling
- Camguard anti-microbial agent embedded in shelf plates retards the growth of fungus, bacteria or mold
- **Drop in shelf plates that can easily be removed for easy cleaning**
- **Easily adjustable**

BASICS 4 TIER VENTED SHELF

BVS0001 - 460 X 915 X 1830MM
BVS0002 - 460 X 1070 X 1830MM
BVS0003 - 460 X 1220 X 1830MM

BVS0004 - 610 X 915 X 1830MM
BVS0005 - 610 X 1070 X 1830MM
BVS0006 - 610 X 1220 X 1830MM

BASICS PLUS ADD ON / CORNER UNITS



FEATURES

- Add on units only come with one set of posts and are designed to clip onto an existing starter unit by sharing a common post on the starter unit

4 TIER VENTED

BAC9150 - 460 X 915 X 1830MM
BAC1070 - 460 X 1070 X 1830MM
BAC1220 - 460 X 1220 X 1830MM

BAC0915 - 610 X 915 X 1830MM
BAC1071 - 610 X 1070 X 1830MM
BAC1221 - 610 X 1220 X 1830MM



CAMBRO



STORAGE AND HANDLING

BASICS SHELVING SPARE SHELVES



Converts a standard 4 tier shelf into 5 tier or 6 tier etc by adding an additional shelf kit



VENTED SHELF

BSV0915 - 460 X 915MM
BSV1070 - 460 X 1070MM
BSV1220 - 460 X 1220MM

BSV0916 - 610 X 915MM
BSV1071 - 610 X 1070MM
BSV1221 - 610 X 1220MM

BASICS SHELVING CORNER CONNECTORS



LEFT AND RIGHT CORNER CONNECTOR CLIPS
XBO4024
 ONE SET = ONE TIER



SUPPORT LEGS

FOR BOTTOM TIER CORNER SHELF
XBO4022 - 460MM
XBO4023 - 610MM

Used on the bottom tier of a corner shelf to strengthen it and increase the weight bearing capacity

DUNNAGE RACKS

FEATURES

- Made from single piece heavy duty polypropylene - extremely strong and durable
- Can never rust or corrode - can be used from - 38°C to + 90°C
- Raise goods 30.5CM safely off floor
- Can clip together with Camlinks



VENTED - 600KG
DRV0915
 300 X 533 X 915MM
VENTED - 1360KG
DRV1220
 300 X 533 X 1220MM

SLANT TOP INGREDIENT BIN

FEATURES

- Lid slides open for easy access
- Fitted with non-marking castors.
- Lid can be opened while unit is under bench top or work table



102KG
IBS1020
 42 X 75 X 71CM
 WHITE

ACCESSORIES INCLUDED:
Scoop

CAMBRO

NEW

STORAGE AND HANDLING

GN 1/1 PAN MOBILE CARTS (KNOCK DOWN)



LIFETIME WARRANTY
ON CORROSION AND RUST

FEATURES

- Made from the same composite material as Cambro basics shelving - extremely strong
- Comes as a knockdown pack - clips together for assembly
- Ultra quiet nylon castors that offer a superior glide
- Rails can take heat up to 200 C
- Castors clip in and can be easily replaced
- Weight bearing - up to 45KG's per rail set
- 4 swivel castors with foot brakes

9 SHELVES



HALF
9 PAN
KPC0001

18 SHELVES



TALL
18 PAN
KPC0002




CAMBRO

STORAGE AND HANDLING

MOBILE TRAY TROLLEY - S/STEEL



LOCKABLE CASTORS



15 SHELVES



FLATPACKED



ACCOMODATES
FULL GASTRONORM
AND 600 X 400MM
PANS

FEATURES

- S/Steel body
- Easy to clean and operate
- Accommodates GN1/1 pans and 600 X 400MM baking trays
- Easy to assemble
- 4 castors (2 lockable)
- Safe and practical

15 SHELVES MTT0015

SPECIFICATIONS

DIMENSIONS : 457 X 600 X 1810MM
 TRAY SIZE : 400 X 600MM OR GN1/1
 GROSS WEIGHT : 29.5KG



MOBILE WORKING TABLE - S/STEEL



FEATURES

- S/Steel tubular frame
- 7-Tier S/Steel GN1/1 trolley
- Dismantled for easy transportation - easy to assemble
- Lockable castors

7 TIER WTT0007

SPECIFICATIONS

DIMENSIONS : 385 X 550 X 900MM

Global

TEA TROLLEYS

S/STEEL

FEATURES

- S/Steel tubular frame
- 2, 3 or 5 shelf S/Steel trays
- Dismantled for easy transportation - easy to assemble
- Suitable for carrying multi pots with plinth and drip trays
- 100MM diameter swivel castor wheels
- Supplied with spanner
- Fitted with brakes on 2 castors



2 SHELF
TTS0002
910 X 850 X 540MM

3 SHELF
TTS0003
910 X 850 X 540MM

5 SHELF
TTS0005
1540 x 850 x 540MM

FEATURES

- Electro-polished to give a bright finish and sterile qualities
- Dismantled and flat packed for easy transportation and assembly
- High quality S/Steel makes them ideal for most catering requirements
- Hygienic - easy to clean and sterilize



HEAVY DUTY
2 SHELF - 20KG
TTS1002
930 X 905 X 560MM



HEAVY DUTY
3 SHELF - 25KG
TTS1003
930 X 905 X 560MM

DISH CLEARING TROLLEY



S/STEEL WITH
4 TOTE BOXES
DCT1002
870 X 545 X 930MM

DTH0001
OPTIONAL EXTRA

(EXCLUDES ACCESSORIES)

PLATFORM PUSH TROLLEY



FEATURES

- S/Steel tubular handle and design
- Platform bearing weight: 300KG
- 4" Castors

COLLAPSABLE
PPT1000
900 X 600 X 900MM

CROCKERY RACKS

FLOOR STANDING - MOBILE



FEATURES

- Frames are powder coated mild steel
- Racks are covered in polyester plastic
- Supplied dismantled for easy transportation
- Includes spanner for easy assembly
- Max plate size - 280MM

830MM

CRM0830 - 830 X 600 X 1700MM
152 LARGE PLATES AND 152 SMALL PLATES + 2 CUP SHELVES - 400 PIECES

1130MM

CRM1130 - 1130 X 600 X 1700MM
212 LARGE PLATES AND 212 SMALL PLATES + 2 CUP SHELVES - 600 PIECES

1130MM


CRM2130 - 1130 X 600 X 950MM
106 LARGE PLATES AND 212 SMALL PLATES + CUP SHELF - 300 PIECES

WALL MOUNTED

FEATURES

- Frames are powder coated mild steel
- Racks are covered in polyester plastic
- Supplied dismantled for easy transportation

- Includes spanner for easy assembly
- Max plate size - 280MM



2 SHELF

CRW0806 - 802MM
38 LARGE PLATES + CUP SHELF
CRW1105 - 1105MM
53 LARGE PLATES + CUP SHELF

3 SHELF

CRW2806 - 802MM
76 LARGE PLATES + CUP SHELF
CRW2105 - 1105MM
106 LARGE PLATES + CUP SHELF

S/STEEL WALL SHELVING

FEATURES


- All S/Steel construction
- Available in single or double shelf format

- Standard widths 600MM, 900MM and 1200MM
- Adjustable height



SINGLE

SSW0600 - 600 X 300MM
SSW0900 - 900 X 300MM
SSW1200 - 1200 X 300MM




DOUBLE

SSW2600 - 600 X 300MM
SSW2900 - 900 X 300MM
SSW2200 - 1200 X 300MM

POT RACKS - S/STEEL

FEATURES

- S/Steel tubular frame
- Dismantled for easy transportation - Easy to assemble
- Supplied with spanner
- 50KG load capacity per shelf



SINGLE WALL MOUNTED
PRS0900
900 X 400 X 400MM



DOUBLE WALL MOUNTED
PRD0900
900 X 400 X 760MM



FLOOR STANDING
PRF1200
1200 X 600 X 1450MM

WORK TABLES - S/STEEL - 2 -TIER

FEATURES

- Table top is S/Steel making it easy to clean and is hygienic
- Shelves are made from mild steel that is chrome plated and coated with a lacquer finish
- Easy to assemble - no tools required
- Shelf heights can be adjusted to suit your application
- Sturdy construction makes them durable and versatile
- Grid style shelves allow increased air circulation
- Dismantled for easy transportation



(EXCLUDES ACCESSORIES)

PLAIN TOP
WTS0002
1300 X 690 X 870MM



(EXCLUDES ACCESSORIES)

SPLASHBACK
WTS1002
1300 X 690 X 870MM

SHELVING UNITS

FEATURES

- 2 finishes available - chrome plated or zinc plated with epoxy coating
- Chrome plated shelving units are ideal for dry storage only
- Zinc plated with epoxy coated shelving units are ideal for wet and cold environments
- Easy to assemble - no tools required
- Shelf heights can be adjusted to suit your application
- Sturdy construction makes them durable and versatile
- Grid style shelves allow increased air circulation prolonging the life of the product



(EXCLUDES ACCESSORIES)

CHROMED - 4 SHELF

- SUC0905 - 905 X 455 X 1830MM
- SUC1200 - 1200 X 455 X 1830MM
- SUC1510 - 1510 X 455 X 1830MM

OTHER ORDER CODES

CHROMED SHELF WITH CLIPS

- SUS0905 - 905MM
- SUS1200 - 1200MM
- SUS1510 - 1510MM

ZINC/EPOXY - 4 SHELF

- SUZ0905 - 905 X 455 X 1830MM
- SUZ1200 - 1200 X 455 X 1830MM
- SUZ1510 - 1510 X 455 X 1830MM

OTHER ORDER CODES

ZINC/EPOXY SHELF WITH CLIPS

- SUZ1905 - 905MM
- SUZ2200 - 1200MM
- SUZ2510 - 1510MM

Note

- Chromed shelving unit is suitable for dry storage only and not suitable for cold storage
- Zinc plated epoxy coated shelving units are suitable for wet and cold environments



1. CHROME PLATED



2. EPOXY COATED



WIRE LOCKER

FEATURES

- Ideal for use in shopping centres, factory and restaurant change rooms, etc.
- Four compartment unit ideal for handbags & shoes
- Double compartment ideal for hanging clothes
- Tube section construction is both robust and visually appealing
- Strong bullet type hinges fitted to doors
- 3MM diameter wire mesh is thicker and stronger than competitor units
- Mild steel tube section construction with welded mesh
- Available in four compartment (model LGW0004) or double compartment (model LGW0002)
- Epoxy powder coated finish
- Secure 3MM diameter wire, mesh with 47MM aperture
- Square mesh pattern
- Padlockable doors



4 DOOR LGW0004

SPECIFICATIONS

DIMENSIONS : 335 X 330 X 1900MM
WEIGHT : 12KG



For illustration purpose only

MEAT TRAYS - PLASTIC



FEATURES

- Internal dimensions - 440 X 310 X 168MM
- Stack load - 180KG on base tray
- Food safe
- Easy to clean and sanitize
- The perfect storage solution
- Colour coded to easily identify contents in keeping with HACCP requirements
- Capacity 22LT

SMALL

- MTS0001 ○
- MTS0002 ●
- MTS0003 ●
- MTS0004 ●
- MTS0005 ●

TRAYS - PLASTIC

FEATURES

- Stack load - 180KG on base tray
- Food safe - virgin material
- Easy to clean and sanitize
- The perfect storage solution
- Capacity 37LT

MEAT TRAY - MEDIUM MTM0001

Internal dimensions - 590 X 340 X 200MM

FEATURES

- Stack load - 720KG on base tray
- Food safe - virgin material
- Easy to clean and sanitize
- The perfect storage solution
- Capacity 60LT

MEAT TRAY - LARGE MTL0001

Internal dimensions - 728 X 327 X 235MM

FEATURES

- Food safe - virgin material
- Easy to clean and sanitize
- Capacity 58LT
- External drainage system
- Stacks and nests

FISH CRATE - LARGE FCL0001

Internal dimensions - 638 X 386 X 227MM

FEATURES

- Stack load - 160KG on base tray
- Capacity 35LT
- Food safe - virgin material

STORAGE CONTAINER LARGE WITH LID SCL0002

600 X 400 X 195MM
Internal dimensions - 550 X 350 X 185MM



CRATES

PLASTIC



FEATURES

- Fully stackable glass crates (holds 30 glasses)
- Perfect crates for transporting glasses to and from functions

GLASS CRATE LARGE BLUE

GCL0030
30 GLASSES
475 X 400 X 205MM



FEATURES

- Stack load - 150KG on base tray
- The perfect storage solution - food safe - virgin material
- Easy to clean and sanitize
- Ideal for washing down vegetables on receiving
- Capacity 33LT

FREEZER CRATE - VENTED

FCV0001
600 X 400 X 188MM
Internal dimensions - 550 X 347 X 160MM

MULTIPURPOSE PLASTIC TRAY AND STORAGE CONTAINER



STORAGE CONTAINER - LARGE 52LT

SCJ0001
545 X 345 X 280MM

FEATURES

- Food safe - virgin material



MULTIPURPOSE PLASTIC TRAY

MPT0001
605 X 400 X 75MM



INGREDIENT BINS

FEATURES

- Ideal for storing ingredients
- Stack perfectly for easy storage
- Food safe - virgin material



43LT
IBP0043

SPECIFICATIONS
435 X 454MM



FEATURES

- Food safe - virgin material

85LT - HEAVY DUTY WHITE

IBP0085
450 X 630MM

Note

Lid included



MOBILE DOLLY METAL
IBP0001

FOOD DELIVERY BAGS



FEATURES

- In black 600D* material all double stitched for durability
- Easy clean fabric
- Top pocket clear PVC slip pouch
- Inside lined with foilene for heat retention
- Temperature holds for up to half an hour
- Fits most delivery bike boxes
- Two carry handles designed to balance out the weight when its being carried

FOOD DELIVERY BAG

FDB0001
465 X 200 X 320MM

*The denier of the fabric. A denier is how thick each individual strand of material weighs (actually the gram weight per 9000 meters). The higher the density the stronger and thicker the fabric

NEW



FEATURES

- 600D Polyester material outer
- Laminated foil with Aerothene inner
- Plastic cord piping
- Polyprop 25MM binding tape
- Polyprop 38MM webbing tape
- Zip chain size 10 polyester plastic
- Zip slider size 10 metal
- Polyester cotton thread


6 PIZZA BOX

FDB0006
375 X 320 X 325MM

GASTRONORM FOOD PANS - S/STEEL

FEATURES

- 0.8MM S/Steel inserts
- Heavy duty
- American style
- Rounded edges
- Anti-Jam system
- Reinforced corners
- Lids are interchangeable with 0.6MM



GUARANTEED NOT TO JAM WITH ANTI-JAMMING DESIGN

HEAVY DUTY



FULL
INF2020 - 20MM
INF2055 - 55MM
INF2065 - 65MM
INF2100 - 100MM
INF2150 - 150MM
LID
INF2001



FULL PERFORATED
INF3055 - 55MM
INF3065 - 65MM
INF3100 - 100MM



HALF
INH2065 - 65MM
INH2100 - 100MM
INH2150 - 150MM
LID
INH2001



THIRD
INT2065 - 65MM
INT2100 - 100MM
INT2150 - 150MM
LID
INT2001



QUARTER
INQ2065 - 65MM
INQ2100 - 100MM
INQ2150 - 150MM
LID
INQ2001



SIXTH
INS2065 - 65MM
INS2100 - 100MM
INS2150 - 150MM
LID
INS2001




NINTH
INN2100
100MM
LID
INN2001



GASTRONORM FOOD PANS - S/STEEL

FEATURES

- 0.6MM S/Steel inserts
- American style
- Rounded edges Anti-Jam system
- Light duty
- Lids are interchangeable with 0.8MM



GUARANTEED NOT TO JAM WITH ANTI-JAMMING DESIGN

VALUE



FULL
INF9020 - 20MM
INF9055 - 55MM
INF9065 - 65MM
INF9100 - 100MM
INF9150 - 150MM
PERFORATED
INF9165 - 65MM
LID
INF9001



HALF
INH9065 - 65MM
INH9100 - 100MM
INH9150 - 150MM
PERFORATED
INH2165 - 65MM
LID
INH9001



THIRD
INT9065 - 65MM
INT9100 - 100MM
INT9150 - 150MM
THIRD LID
INT9001



QUARTER
INQ9065 - 65MM
INQ9100 - 100MM
INQ9150 - 150MM
LID
INQ9001



SIXTH
INS9065 - 65MM
INS9100 - 100MM
INS9150 - 150MM
LID
INS9001



NINTH
INN9100
100MM
LID
INN9001



GASTRONORM FOOD PANS - S/STEEL

WITH HANDLES

NEW



HALF
INH3100
100MM
HALF LID
INH0010
FULL
INF1001
100MM
FULL LID
INF0010



DRAIN SHELVES S/STEEL


FEATURES

- Made of 201 S/Steel and 0.8MM thickness
- Improved product safety through reduced handling
- Liquids drain directly into the food pan below for easy disposal
- Ideal for prepped produce, storing seafood on ice and defrosting meats
- Elevates food above pan bottom: For draining or maintaining foods that should not sit in liquids or juices



DRAIN SHELF
DSS0001
FULL

NEW



DRAIN SHELF
DSS0002
HALF

Utilities & Smalls

All our smalls and utilities have the sole function of dramatically enhancing the foodservice process in your business.

From ladles to whisks, knives to scoops and can openers to pots, our comprehensive range will ensure you have the complete kitchen solution. Be sure to take a look at our exclusive range of Infiniti cookware and Grunter knives.

Section Index

Ashtrays	272	Hand Peelers & Slicing Sets	263	Potato Masher & Ricer	231
Baking Sheets	250	Hand Utensils	264	Pots - Aluminium	241 - 242, 245
Baking Trays & Quiche Pans	249	Handsaw	266	Pots - S/Steel	237 - 239, 246
Bar Equipment	267- 271	Ice Buckets & Stands	271 - 272	Rice Spoon	235
Basting Brushes	288	Ice-Cream Scoops	232	Roasting Pans	247- 248
Basting Spoons	223	Icing Spatulas & Pallet Knives	293	Rolling Pins	283
Bill Spike	232	Icing Turntable	289	Round Funnels	233
Board Brush	289	Kitchen Timers	296	S/Steel Pots & Pans	237 - 239, 246 - 247
Bread Tray Lid	291	Knife Roll Bags	254, 258	Salad Dryers	232
Bread Trays	290- 291	Knife Sharpeners	260	Scales	302- 304
Butcher Block & Stand	265	Knife Sterilising Cabinet	260	Scoops	234
Butcher Hooks	265	Knives - Victorinox	251 - 254	Scrapers	228
Butcher Skewers	264	Ladles	235	Service Bell	232
Cake Divider	289	Lattice Cutter & Spike Roller	292	Serving & Buffet Utensils	222
Cake Server	228	Magnetic Knife Holders	261	Serving Utensils	221 - 223
Can Openers	230- 231	Mats	278- 280	Shakers	230
Caterace Knives	259	Measuring Cups & Spoons	289	Shears	266
Cheese Cutters	262	Measuring Jugs	288	Sieves	288
Chef's Torch	282	Meat Mallets	265	Silicone Moulds	291 - 292
Chip Bagging Scoop	226	Mixing & Measuring Bowls	287	Silicone Spatulas	235
Chip Baskets	226	Moulds	292, 294	Skimmers	227
Citrus Juicer	288	Note Holders	232	Slicers	262
Citrus Squeezer	231	Nozzles	284- 286	Spoon Rest	222
Colanders	233	Oil Filter Bags & Stand	227	Spreaders	261
Condiment Holders & Server	229	Oil Testers	297	Spring Form & Cake Tins	289- 290
Cone Holder	232	Olive & Cherry Pitter	228	Steak & Kidney Dishes	248
Cooking Utensils	224	Omelette & Egg Rings	231	Store 'n Pours	270
Cooling Tray	289	Oven Mitts	236	Strainers	233
Cream Guns & Chargers	294 - 296	Oyster Knives	261	Table Number stands & Reserve Signs	229
Croissant Cutter	283	Pan Gripper	227	Teflon Sheets	250
Cut Resistant Glove	261	Pans - Aluminium	240, 242 - 247	Thermometers	297- 301
Cutlery Tray	235	Pans - Black Steel	245	Toast Rack	229
Cutter Sets	284	Pans - Blue Steel	244 - 245	Tongs	224- 225
Cutting Boards	250	Pans - Iron	243	Trays & Tray Stand	273- 278
Dough Cutters & Scrapers	282- 283	Pans - S/Steel	239 - 240, 246 - 247	Turners & Lifters	228
Drop Forged Knives	253, 257	Pap Stirrers	235	Tweezers	225
Egg Poachers	247	Pasta Basket	226	Utensil Holder & Tote	235
Garlic Press	231	Piping Bags & Rack	286	Whisks	293- 294
Graters	236	Pizza Utilities	280 - 281	Wooden Spoons	235
Grill Brushes	227	Plastic Dispensers	230		
Grunter Knives	255 - 258, 261	Portion Server	234		



5 REASONS WHY

- High quality buffetware since 1996
- Designed, engineered and manufactured to the highest standards
- Parts are repairable and replaceable
- Highest quality stainless steel material & exceeds all rigid quality standards
- Extensive references with prestigious clients

Global

5 REASONS WHY

- Established brand since 2009
- Extensive range of value products
- Solutions for front and back of house
- Products for the everyday rigor of a commercial kitchen
- Continuous improvement and expansion of the range

CAMBRO

5 REASONS WHY

- Trusted for generations
- High durability
- Innovative technology
- Inspire food safety & sustainability
- Create efficiency and profitability



5 REASONS WHY

- Trusted quality and value
- A wide variety of options
- Products that offer confidence to any establishment
- Functional products with modern designs
- Continuous expansion to meet changing needs



5 REASONS WHY

- Established in 1866
- Swiss crafted cutlery
- Guaranteed quality throughout the ranges
- Manufactured using only the best stainless steel
- Beautifully designed yet functional

SERVING UTENSILS



SAUCE LADLE
SH-110ASE202
18CM (1)



SERVING SPOON
SH-110ASE205
22CM (1)



SERVING FORK
SH-110ASE206
23CM (1)



SALAD SPOON
SH-110ASE512
22CM (1)



CHEESE KNIFE
SH-110ASE506
22CM (1)



CHAFING DISH SPOON
SH-110ASE502
38CM (1)



SALAD FORK
SH-110ASE513
22CM (1)



SOUP LADLE
SH-110ASE201
29CM (1)



CHAFING SLOTTED SPOON
SH-110ASE503
38CM (1)



CAKE LIFTER
SH-110ASE516
23.6CM (1)



SUGAR TONG
SH-110ASE514
10.5CM (1)



ICE TONG
SH-110ASE507
17CM (1)




BREAD TONG
SH-110ASE501
17.5CM (1)



PASTRY TONG
SH-110ASE510
18CM (1)



UNIVERSAL TONG LARGE
SH-110ASE509
22.5CM (1)



SALAD SERVING TONG LARGE
SH-110ASE505
31CM (1)



SOUP LADLE S/STEEL
SLS0029
305MM



SERVING SPOON S/STEEL
SSS0320
345MM



PERFORATED SERVING SPOON S/STEEL
PSS0320
345MM



PASTA LADLE S/STEEL
PLS0029
350MM



MEAT FORK S/STEEL
MFS0031
355MM



SERVING UTENSILS



SHELLY TONG
STS0001
250MM - S/STEEL



SPRING TONG
STS0023
245MM - S/STEEL



TRADITIONAL SERVING SPOON
JS-T109
S/STEEL (12)



TRADITIONAL SERVING FORK
JS-T114
S/STEEL (12)



BUFFETWARE



CARVING KNIFE
BUF1008
320MM



CARVING FORK
BUF2008
280MM



SERVING TONGS
BUF0009
SCISSOR TYPE



SERVING TONGS
BUF1009
1 PIECE



SPOUT LADLE
BUF0004 - 30ML
BUF0005 - 59ML



NOTCHED SPOON
BUF0002
300MM



SLOTTED SPOON
BUF0003
300MM



SOLID SPOON
BUF0001
300MM



PASTRY SERVER
BUF0007
300MM



SPOON REST
SRC0001
210MM - S/STEEL



SERVING UTENSILS



FEATURES

- Made with acetal plastic for unbelievable strength and flexibility
- Dishwasher safe



SCALLOP TONG
STB0150
15CM



SCALLOP TONG
STB0230 - 23CM
STB0350 - 30.5CM



POLYCARBONATE SOLID SPOON
PSS0028
28CM L



POLYCARBONATE SOLID SPOON
PSS0033
33CM L (12)



SLOTTED TURNER
HHT0330
33.5CM



PERFORATED DELI SPOON
PPS0028
33CM



FEATURES

- Break resistant polycarbonate
- Withstands temperatures of up to 100°C
- Serving spoons have a notch to rest on the edge of a non-slip food pan
- Dishwasher safe



SERVING SPOON PERFORATED
SSP3330
330MM



BUFFET SPOON SOLID
BSS3300
250MM



LADLE SOLID
LDS3001
30ML

BASTING SPOONS



BASTING SPOON PERFORATED PVC HANDLE
BSP1330
330MM



BASTING SPOON SOLID PVC HANDLE
BSS1330
330MM



BASTING SPOON PERFORATED
BSP0330 - 330MM
BSP0400 - 400MM



BASTING SPOON SOLID
BSS0330 - 330MM
BSS0400 - 400MM



COOKING UTENSILS



POT FORK
PFS0400
400MM



GRILL FORK LIFTER
GFL0500
500MM



PASTA FORK
PFS0300
300MM

ASSORTED TONGS



PASTRY
TGP1200
240MM



PASTRY
PTS0235
235 X 12MM
S/STEEL



SCISSOR SERVING
SST0001
260MM



SPAGHETTI
TGS1200
200MM



ICE
ITS0175
175 X 22MM
S/STEEL



SALAD CLIPPER
TGS0200
200MM



BIRD CLAW
TGB0200
200MM



POM
TGP0200
200MM



CATERING
TGC0210
210MM

TONGS - HEAVY DUTY

FEATURES

- These tongs are extra heavy duty and long lasting for commercial use.
- Designed specifically for fish, meat, burgers, etc.



GRILL/BRAAI
TGG0420
420MM



FISH TURNER
TGF0420
420MM



HAMBURGER TURNER
TGH0420
420MM



ASSORTED TONGS



GRILL BRAAI
TGG0200
200MM



GRILL/BRAAI
TGG0400
400MM
CHROME PLATED



UTILITY
TGU0250 - 250MM S/STEEL
TGU0300 - 300MM S/STEEL
TGU0400 - 400MM S/STEEL
UTILITY EXTRA HEAVY DUTY
TGU1250
250MM S/STEEL

COLOURED UTILITY TONGS

FEATURES

- Very hygienic. Available in assorted colours, which is ideal for eliminating the cross contamination of foods.
- Can also be used in conjunction with our coloured knives and cutting boards.
- In line with HACCP requirements.



- TCU0300 - 300MM ○
- TCU1300 - 300MM ●
- TCU2300 - 300MM ●
- TCU3300 - 300MM ●
- TCU4300 - 300MM ●
- TCU5300 - 300MM ●

TWEEZERS - S/STEEL



KITCHEN TWEEZERS
KTS0001
250MM



KITCHEN TWEEZERS (PRECISION TIP)
KTS0002
260MM



DEEP FRYER BASKETS



SQUARE
CBS0250
250 X 100 X 130MM



SQUARE
CBS1250
250 X 200 X 130MM



SQUARE
CBS0280
280 X 170 X 130MM



SQUARE
CBS2280
280 X 179 X 130MM



SQUARE
CBS0400
400 X 300 X 150MM



DEEP FRYER
FFB3200
BASKET (FOR FFA3200)



DEEP FRYER
SPARE BASKET
FFB2250
S/STEEL



MCCAIN/ANVIL
FFB2260
250 X 200 X 120MM



HEAVY DUTY
CBS1280
280 X 170 X 130MM



ROUND
CBR0127 - 127 X 102MM
CBR0165 - 165 X 102MM
CBR0203 - 203 X 102MM
CBR0254 - 254 X 102MM
CBR0305 - 305 X 102MM
CBR1305 - 305 X 152MM



PASTA BASKET

FEATURES

- Ideal to prepare portions of pasta and vegetables



ROUND
PBR0160
160 x 200MM

CHIP BAGGING SCOOP



S/STEEL
CBS0001
190 X 200MM

SKIMMERS



SQUARE - REINFORCED
SKS0170
170 X 170 X 510MM



SQUARE
SKS0150
150 X 120 X 460MM



SQUARE
SKS0178
178 X 152 X 580MM



ROUND
SKR0152 - 152 X 490MM
SKR0178 - 178 X 500MM
SKR0203 - 203 X 530MM
SKR0254 - 254 X 600MM



SPIDER
SKS1140 - 140 X 485MM
SKS1180 - 180 X 500MM
SKS1200 - 200 X 535MM



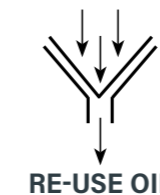
OIL FILTER BAGS AND STAND

FEATURES

- Prolong the life of your oil by filtering twice a day, and at the end of every shift add 10% new oil.
- This is enough to rejuvenate the oil.
- This method realizes high annual savings in oil costs.




OIL RESIDUAL



STAND CONICAL
OFS0001 - 470MM

BAGS
OFB0001 - (10 PACKS OF 50)
BAGS HEAVY DUTY
OFB0002 - (10 PACKS OF 50)



PAN GRIPPER
PGS0195
195MM - STEEL

SCRAPERS



FISH
FSM0001

NEW



FISH SCALER
FSS0235
235MM - S/STEEL



GRIDDLE PLASTIC HANDLE
GRS0100
100MM



MEAT
MSN0002
170MM - S/STEEL

HAMBURGER TURNERS



BEVELLED EDGE
HTB0120
120MM



LONG HANDLE WOOD
HTL0200
200MM



SOLID
HTS0200
200MM - PVC



PERFORATED
HTP0200
200MM - PVC

EGG LIFTER AND TURNERS



EGG LIFTER
ELS0400
400MM S/STEEL



PANCAKE TURNER
PTS0350
350MM SLATTED

CAKE SERVERS



CAKE SERVER
CSW0140
140MM

OLIVE AND CHERRY PITTER



OLIVE AND CHERRY PITTER
OCP0001
S/STEEL

CONDIMENT HOLDERS



CONDIMENT STAND
CSS0004
OIL/VINEGAR/SALT/PEPPER
REPLACEMENT
CSS1004
SALT/PEPPER (12PK)
CSS2004
OIL/VINEGAR



OIL AND VINEGAR BOTTLE SINGLE
OVB0001
300ML

NEW



OIL AND VINEGAR BOTTLE SET
OVB0002
2 X 200ML

CONDIMENT SERVER



FEATURES

- Save money with three accurate portion control settings
- Easy fingertip control assures dispensing of pre-measured amounts, therefore eliminating waste
- Adjustable collar for accurate portion control
- Pumps directly from No. 10 tin

COMPLETE JAR AND PUMP

CPS0003

OTHER ORDER CODES
CPS0001 - PUMP ONLY S/STEEL
CPS0002 - JAR ONLY - 2LT

NEW



6 SLICES

TRS0006

SPECIFICATIONS
SIZE : 140 X 75 X 125MM
WEIGHT : 142G

TABLE NUMBER STANDS



PLASTIC
TNS0010 - 1 - 10
TNS0020 - 11 - 20
TNS0030 - 21 - 30



S/STEEL
TNS0100 - 100MM
TNS0200 - 200MM
TNS0300 - 300MM

RESERVED TABLE SIGNS



PLASTIC
RTS0002
(WHITE)



PLASTIC
RTS0003
(CLEAR)



S/STEEL
RTS0001

PLASTIC DISPENSERS



PDR1250 - 250ML ●
PDR1500 - 500ML ●
PDY1250 - 250ML ●
PDY1500 - 500ML ●
PDC1250 - 250ML ●
PDC1500 - 500ML ●
PDC1000 - 1LT ●

6 Pack



FEATURES

- Proper food rotation - Sauce fills from the top, dispenses from the bottom.
- Swift - Increased speed of service.
- Industry gold standard - Premium squeeze
- bottle for busy restaurants.
- Ease of use - Easy to fill and clean.

FIFO SQUEEZE BOTTLE

FSB0001
475ML (1)



SHAKERS



SALT SHAKER S/STEEL
SSS0001
WITH HANDLE



SALT SHAKER ALUMINIUM
SSA0001
65 X 90MM
WITH HANDLE



LONG SALT SHAKER S/STEEL
SSS1001
WITH HANDLE



POLYCARBONATE CHEESE SHAKER
PCS0135
300ML - CLEAR (12)



SUGAR DISPENSER GLASS
SDG0001
300ML

CAN OPENERS TABLE MOUNTED

FEATURES - COB0001

- Designed for AIO catering cans. Simple to use and geared for minimum effort
- Advanced blade technology avoids metal fragments and sharp edges
- Opens cans of all shapes and sizes: round, square, oblong, oval and even dented cans, opener is self adjusting for can height



BONZER
COB0001
INDUSTRIAL



CATER ACE
COC0001
WITH TABLE CLAMP



CAN OPENERS - HAND HELD



HEAVY DUTY
COZ0001



ZANGEN
COZ0002



POTATO MASHER AND RICER


POTATO MASHER
PMS0600
125 X 140 X 635MM
S/STEEL



POTATO RICER
PRI0001
100 X 100 X 100MM
INDUSTRIAL



GARLIC PRESS



HEAVY DUTY
GPA0001



HAND SQUEEZER



CITRUS SQUEEZER
HCS0001
270G - ORANGE


EGG RINGS



ROUND HEAVY DUTY
ERR1095
95MM



ROUND
ERR0095
95MM



SQUARE
ERS0095
95 X 95MM



OMELETTE RING
OML0190
190MM



CONE HOLDER

FEATURES

- Use as a merchandiser - Increase sales
- Can hold 22 - 24 cones per tube



GELATI - 6 TUBE
CHG0006
220 X 910MM

ICE-CREAM SCOOPS

FEATURES

- Great for portion control

NOTE

Scoop size indicate the size based on the number of scoops needed to fill 3.8LT. Bigger Number = Smaller Scoop



DISHER

- ICD0012 - NO. 12 (95ML)
- ICD0014 - NO. 14 (90ML)
- ICD0016 - NO. 16 (80ML)
- ICD0020 - NO. 20 (55ML)
- ICD0024 - NO. 24 (50ML)

SCOOP

- ICS0016 - NO. 16 (80ML)
- ICS0020 - NO. 20 (55ML)

SERVICE



BILL SPIKE
BSS0180
180MM S/STEEL



SERVICE BELL
SBS2001
STEEL



NOTE HOLDER ZAPPA
NHZ0450 - 450MM
NHZ1000 - 1000MM



SALAD DRYERS - PLASTIC HEAVY DUTY

FEATURES

- Greenmatic vegetable dryer is in accordance with CE norm
- Made with aluminium and S/Steel parts
- Gears are shock-resistant and wear-resistant thermoplastic resin
- Solid and durable



12LT
SDP0012

SPECIFICATIONS

- CAPACITY : 12LT
- CIRCUMFERENCE : 330MM
- HEIGHT : 430MM
- WEIGHT : 2.8KG



25LT
SDP0025

SPECIFICATIONS

- CAPACITY : 25LT
- CIRCUMFERENCE : 430MM
- HEIGHT : 520MM
- WEIGHT : 4KG



ROUND FUNNELS - S/STEEL



ROUND
FRS0180
180MM

NEW



ROUND WITH REMOVABLE STRAINER
FRS0120 - 120MM
FRS0200 - 200MM

STRAINERS



CHINOIS
STC0240
STRAINER - 240MM

Note
Ideal for sauces



CONICAL
CSS0180 - 180MM S/STEEL
CSS0240 - 240MM S/STEEL

Note
Ideal for pasta and vegetables



CHINA CAP
STC1205 - 205MM
STC1300 - 300MM

Note
Ideal for vegetables



REINFORCED
STM1260 - 260MM
STM1300 - 300MM
STM1350 - 350MM

Note
All purpose heavy duty strainers



SINGLE MESH
STM0260 - 260MM
DOUBLE MESH
STM2200 - 200MM
STM2230 - 230MM
STM2260 - 260MM

Note
All purpose strainers



COLANDERS



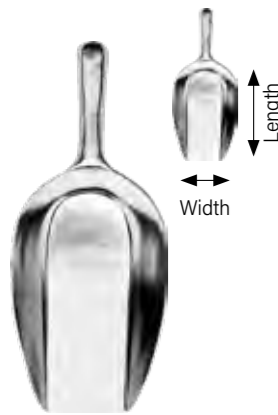
S/STEEL
CLS0260 - 260MM
CLS0280 - 280MM
CLS0340 - 340MM
CLS0380 - 380MM



ALUMINIUM HEAVY DUTY
CLA0400 - 400MM
S/STEEL EXTRA HEAVY DUTY
CLS1400 - 400MM



SCOOPS



ALUMINIUM

- SCA0135 - 80 X 30 X 130MM
- SCA0160 - 110 X 53 X 160MM
- SCA0250 - 150 X 40 X 250MM
- SCA0265 - 160 X 50 X 265MM
- SCA0310 - 200 X 60 X 305MM
- SCA0350 - 260 X 80 X 380MM
- SCA0400 - 280 X 165 X 400MM
- SCA0430 - 320 X 100 X 430MM



ALUMINIUM ROUND

- SCA1230 - 145 X 240 X 75MM
- SCA1350 - 260 X 360 X 130MM
- SCA1400 - 300 X 410 X 160MM



PLASTIC - WHITE
SCP0001
40 X 150 X 360MM



ALUMINIUM
USC0020 - 20CM
USC0225 - 22.5CM



PLASTIC - ABS MATERIAL
PSA0175 - 17.5CM
PSA0225 - 22.5CM

PORTION SERVERS - SOLID

Used for pies, portion control, pizza toppings, etc.

FEATURES

- Very hygienic. Available in assorted colours, which is ideal for eliminating the cross contamination of foods.
- Can also be used in conjunction with our coloured knives and cutting boards.
- In line with HACCP requirements.



RED
PSS0008
59ML



IVORY
PSS0004
88ML



GREEN
PSS0003
118ML



BLUE
PSS0002
236ML

LADLES - SOLID



- LDS0011 - 15ML
- LDS0001 - 30ML
- LDS0002 - 59ML
- LDS0004 - 118ML
- LDS0006 - 177ML
- LDS0008 - 236ML
- LDS0012 - 354ML



- SILICONE**
SSS0030
300MM
SSS0038
380MM
Use up to 204°C



- FULL SILICONE SPATULA**
SIS0001
Use up to 200°C



- PLASTIC HANDLE SPATULA**
SIS0030
300MM



- SILICONE SPATULA**
SIS0420
420MM

WOODEN SPOONS



- HEAVY DUTY**
WSP0300 - 300MM
WSP0400 - 400MM
WSP0450 - 450MM
WSP0500 - 500MM
WSP0600 - 600MM
WSP0800 - 800MM
WSP1000 - 1000MM

PAP STIRRERS



- S/STEEL**
PSS0600 - 600MM
PSS1200 - 1200MM
PLASTIC
PSP1500
1500MM



- S/STEEL**
RSC0001
24CM

DISH 'N TOTE



- GREY**
DTH0001
500 X 400 X 130MM

Note
Compatible with DCT1002



UTENSIL HOLDERS



- 4 PLASTIC INSERTS**
UHS0004



CUTLERY TRAYS - GREY



- 3 DIVISION**
CTH0003
500 X 300MM



- 4 DIVISION**
CTH0004
500 X 300MM

GRATERS

FEATURES

- S/Steel body. 6 sides for multi grating of cheese, onions and vegetables (GR51006)



PARMESAN CHEESE GRATER
PCG0001



HEAVY DUTY 4 SIDED
GRS2006



6 SIDED - S/STEEL
GRS1006



HAND GRATERS



GREEN (FINE)
HGV0002



RED (ROUGH)
HGV0001



FINE
HGR0003
390 X 45 X 15MM
MEDIUM
HGR0002
390 X 45 X 15MM



VICTORINOX

OVEN MITTS

FEATURES

- Can safely be used for temperatures of up to 232°C



PYRO
OMP0380
380MM PAIR

FEATURES

- Can safely be used for temperatures of up to 232°C



PYRO
OMP0600
600MM PAIR

FEATURES

- Can safely be used for temperatures of up to 250°C



LEATHER - RED
OML0400
400MM PAIR

FEATURES

- Can safely be used for temperatures of up to 176°C



SILICONE COATED SILVER
OMT0330
330MM PAIR

SILICONE OVEN MITT



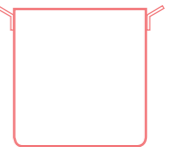



FEATURES

- Can safely be used for temperatures of up to 280°C
- Dishwasher safe
- Waterproof, even in boiling water
- Slip resistant, fits either hand



SILICONE
OMS0001
320MM EACH



<p>CASSEROLE POT</p> <p>FEATURES</p> <ul style="list-style-type: none"> • Wide bottoms are for maximum heat conduction. Ideal for slow cooking stews, sauces, soups, casseroles and roasts • Two loop handles for easier pouring and movement 	<p>LOW CASSEEROLE POT</p> <p>FEATURES</p> <ul style="list-style-type: none"> • Wide heating surface allows the cooking of meats and vegetables. Ideal for long slow cooking • Also used as a hot bath in conjunction with tapered sauce pans for melting butters, heating sauces or for blanching vegetables 	<p>STOCK POT</p> <p>FEATURES</p> <ul style="list-style-type: none"> • Thick base for good slow simmer • Ideal for stocks, soups, pastas, bulk vegetables and seafood • Smaller diameter and taller height of pot preserves liquid longer and forces the liquid to bubble up through the ingredients, maximizing flavour transfer 
<p>FRYING PAN</p> <p>FEATURES</p> <ul style="list-style-type: none"> • Curved side walls for easy stirring food out of the pan • Ideal for frying, scrambling, sauteing or searing • Sloped sides prevent steam from forming in the pan 	<p>SAUTE PAN</p> <p>FEATURES</p> <ul style="list-style-type: none"> • Wide bottom area for maximum heat conduction • Ideal for sauteing, searing, deglazing, poaching and stir frying • Straight high sides help contain food and expose all sides to heat 	<p>SAUCE PAN</p> <p>FEATURES</p> <ul style="list-style-type: none"> • Hybrid sauce pan and frying pan • Saute, brown, poach, create a stir fry and build a sauce • Curved sides allow for thorough and efficient whisking of ingredients 



S/STEEL COOKWARE

When using Infiniti cookware, you can be sure that you're using cookware of the highest professional quality with a 5 year guarantee on selected ranges.

FEATURES

- 18/10 S/Steel 2MM thick, satin finished
- Anatomical heat resistant and S/Steel handles
- Lids recessed for perfect fit
- Drip proof edge

- For use on any heat source
- Thermodiffusing sandwich base: S/Steel / aluminium
- Best quality S/Steel for commercial and industrial use. Long lasting and durable.

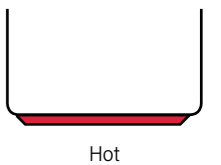
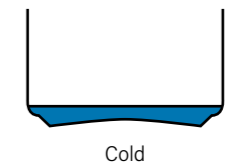


Radius specially designed for easy and fast cleaning

S/Steel handles for easy handling and heat-resistance

Inside and outside satin polishing

Triple thermo-diffusive sandwich base (S/Steel-Alu-S/Steel)



POTS - S/STEEL

5 YEAR



CASSEPOLE

PSC0006 - 6LT - 240 X 140MM
 PSC0010 - 10LT - 280 X 180MM
 PSC0012 - 12LT - 300 X 180MM
 PSC0016 - 16LT - 320 X 190MM
 PSC0020 - 20LT - 350 X 210MM
 PSC0030 - 30LT - 400 X 250MM
 PSC0060 - 60LT - 500 X 310MM



5 YEAR



STOCK

PSS1016 - 16LT - 280 X 280MM
 PSS1032 - 32LT - 350 X 350MM
 PSS1050 - 50LT - 400 X 400MM



5 YEAR



LOW CASSEPOLE

PSC4004 - 4LT - 240 X 95MM
 PSC4008 - 8LT - 300 X 120MM
 PSC4019 - 19.5LT - 400 X 155MM



1 YEAR



LOW CASSEPOLE

POC0089 - 8.9LT W/LID
 PRC0089 - 8.9LT W/LID
 PGC0089 - 8.9LT W/LID



PANS - S/STEEL

FEATURES

- Equipped with two easy pouring spouts (PSS2016)
- S/Steel handle for easy handling and heat resistance
- Inside and outside satin finish
- Triple thermo-diffusive sandwich base
- Made of 18/10 S/Steel

5 YEAR

SAUCE WITH
SIDE SPOUTSPSS2016
1.5LT

5 YEAR



SAUTE

PSS0027 - 2.7LT - 240 X 60MM
 PSS0037 - 3.7LT - 280 X 60MM
 PSS0047 - 4.7LT - 320 X 60MM
 PSS0067 - 6.7LT - 350 X 70MM



5 YEAR



SAUCE

PSS0016 - 1.6LT - 160 X 80MM
 PSS0023 - 2.3LT - 180 X 90MM
 PSS0031 - 3.1LT - 200 X 100MM



18/10

S/STEEL WOKS

5 YEAR



ROUND FLAT BOTTOM

WRF1036
360MM

5 YEAR



ROUND BOTTOM

WRS1036
360MM

S/STEEL PANS - INDUCTION

FEATURES

- Frying pans made of 18/10 S/Steel
- The special Impact welding system of the sandwich bottom (S/Steel-Alu) offers maximum robustness and resistance with professional use
- Highest performance on all kinds of stoves, either gas, vitroceramic, electric or induction
- The Excalibur non-stick coating is applied on this range

5 YEAR

FRY
EXCALIBURPSF6024
240MM

5 YEAR

FRY
PSF6018

180MM



PANS

WHAT FUSION OFFERS OVER CONVENTIONAL NON-STICKS?

- It is totally free of any PTFE and PFOA
- Because it is ceramic, Fusion can be taken to extreme temperatures [455°C]
- It is waterborne (many conventional non-sticks use contaminating solvents)
- It cures at a lower temperature, using less energy and saving money



FRYING PAN 'CERAMIC COATED' S/STEEL

PCF1024 - 240MM
PCF1028 - 280MM
PCF1032 - 320MM



FEATURES

- Grill of cast aluminium with durable non-stick coating PFOA free and S/Steel handle



GRILL PAN 'BLACK SERIES' CAST ALUM INDUCTION

PCG0028
280 X 280MM



NON-STICK CAST ALUMINIUM BLACK SERIES RANGE

New 'Black Series' range offers top-notch performance while offering a maximum of energy and time saving on gas, electricity, vitro ceramic and induction.

FEATURES

- Very resistant to distortion
- High quality
- Durable non-stick coating
- Recommended for ovens

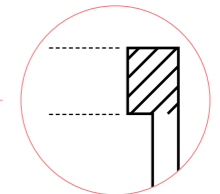


FRYING PAN 'BLACK SERIES' CAST ALUM INDUCTION

PCF0024 - 240MM
PCF0028 - 280MM
PCF0030 - 300MM



ALUMINIUM COOKWARE



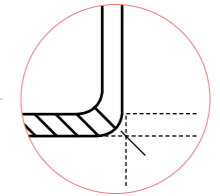
Reinforced rims



Ergonomic handles



Extremely strong riveted handles



Reinforced base



USE AND CARE OF ALUMINIUM

- Cool before washing or soaking to prevent warping and accidental burns in handling.
- Wash after each use and dry immediately to preserve appearance.
- Always add salt to the boiling liquid and stir until dissolved. Undissolved salt should not remain on aluminium surface as this may cause pitting.
- Do not allow acidic or salty food to remain in aluminium for long periods of time as this may also cause pitting and discolouration.
- Minerals in water and foods may stain aluminium. Automatic dish washing may increase the staining when the high heat in the drying cycle combines with the minerals and chemicals in water. Hand washing is therefore recommended to preserve the attractive finish of aluminium cook ware.
- To remove burnt food fill the pan with water to cover and simmer over low heat until particles loosen, occasionally scraping burnt particles with a wooden spoon. After simmering, scour, wash normally, rinse in hot water and dry immediately.
- Stains and discolouration can be removed by boiling a solution of 2 to 3 tablespoons of cream of tartar, lemon juice or vinegar to each litre of water for 5 - 10 minutes. then lightly scour with a soap filled scouring pad.
- Cooking acidic food such as tomatoes or rhubarb will remove the stains naturally without affecting the cooked food product.
- To remove stains from an aluminium exterior use a non abrasive cleaner.
- Use wood, plastic or smooth edged metal utensils. Sharp edged tools such as knives and beaters may scratch the aluminium.



POTS - ALUMINIUM

When using Infiniti cookware, you can be sure that you're using cookware of the highest professional quality.

FEATURES

- 99.5% extra heavy pure aluminium, satin finished
- Heat resistant, comfortable handles
- Lids recessed for perfect fit extra heavy duty base
- Extra heavy duty base
- Can be used on an open flame
- S/Steel handles



CASSEROLE

- PAC0008 - 8LT - 250 X 150MM
- PAC0012 - 12LT - 300 X 180MM
- PAC0020 - 20LT - 350 X 210MM
- PAC0030 - 30LT - 400 X 250MM
- PAC0060 - 60LT - 500 X 310MM
- PAC0105 - 105LT - 600 X 370MM



STOCK

- PAS0025 - 25LT - 320 X 320MM
- PAS0034 - 34LT - 350 X 350MM
- PAS0050 - 50LT - 400 X 400MM



PANS - ALUMINIUM



FRY

- PAF0024 - 240MM
- PAF0032 - 320MM
- PAF0040 - 400MM

PANS - ALUMINIUM

FEATURES

- Manufactured from the very best quality aluminium which allows fast and even heat distribution
- Not for oven use
- Easy to clean
- Multi layer non-stick coating



FRY NON-STICK

- PAF6020 - 200MM
- PAF6028 - 280MM



FRY NON-STICK

- PAF1020 - 200MM
- PAF1032 - 320MM
- PAF1036 - 360MM
- PAF1024 - 240MM
- PAF1124 - 240MM
- PAF1224 - 240MM
- PAF1324 - 240MM
- PAF1424 - 240MM



PANS - BLACK IRON



IRON FRY

- PBF1300 - 300MM
- PBF1360 - 360MM
- PBF1400 - 400MM
- PBF1450 - 460MM



IRON OMELETTE

- PBO1180 - 180MM
- PBO1240 - 240MM

PANS

FEATURES

- Made from aluminium for maximum strength and durability
- Professional-quality, heavy-gauge aluminium provides fast, even heating and superior cooking performance while limiting hot spots
- QuanTanium® is an internally reinforced multi-coat non-stick coating system



FRYING PAN CREPE
PFC0280
280MM



USE AND CARE OF BLUE STEEL

When used for the first time, the blue steel pan should be washed with hot water and liquid soap, rinsed and dried properly. Heat the pan and once it is hot, put a little oil or fat together with onions, bread and vegetable peels into it for a few minutes. Throw these ingredients away and wash the pan in hot water and dry. If you do not use it immediately, lightly oil the cooking surface and store it away.

FEATURES

- Medium duty blue steel between 1 and 1.5MM thick
- For less powerful heat sources
- Quick heating time
- Extra strong handles



BLUE STEEL FRY
PBF0300 - 300MM
PBF0360 - 360MM
PBF0400 - 400MM
PBF0450 - 450MM



BLUE STEEL OMELETTE
PBO0180 - 180MM
PBO0240 - 240MM



PANS

FEATURES

- This Lyonnaise profile pan made from 2MM (14 gauge) blue steel plate gives very good heat distribution. Great for searing, frying, stir-frying and sautéing
- Lyon-shaped with high sides and curved skirt to easily flip and turn the food
- Perfect heat conduction
- Strip steel handle is firmly riveted
- Non-stick surface can be obtained when seasoned and cured correctly the more you use and appropriately maintain it, the slicker the surface will become
- For all heat sources (induction only with moderate temperatures)



BLUE STEEL FRY HEAVY DUTY
PBF3360
360MM

FEATURES

- Perfect for open flame
- Non stick coating



BLACK STEEL FRYING
PBF2200 - 200MM
PBF2220 - 220MM
PBF2240 - 240MM
PBF2300 - 300MM
PBF2320 - 320MM

POTS - ALUMINIUM CASSEROLE (VALUE)



PAC1006 - 6LT - 240 X 140MM
PAC1008 - 8LT - 250 X 150MM
PAC1012 - 12LT - 300 X 180MM
PAC1020 - 20LT - 350 X 210MM
PAC1030 - 30LT - 400 X 250MM



POTS - S/STEEL

FEATURES

- For stocks and soups
- Quality S/Steel for commercial and industrial use. Long lasting and durable



CASSEROLE (VALUE)
PSC3019 - 2.4LT - 160 X 120MM
PSC3044 - 4.4LT - 200 X 140MM
PSC3006 - 6LT - 220 X 155MM
PSC3010 - 10LT - 280 X 155MM
PSC3012 - 12LT - 260 X 225MM
PSC3016 - 16LT - 280 X 250MM
PSC3020 - 20LT - 320 X 260MM
PSC3030 - 30LT - 360 X 300MM



STOCK (VALUE)
PSS3016
 14LT - 260 X 260MM

PANS - ALUMINIUM

This range of cookware is made from light weight 4mm aluminium, and is ideally suited to semi-industrial use. It is perfect for use in applications such as fast food outlets, sports clubs, small canteens, flea markets, etc.



SAUTE
PAS0003 - 3LT - 250 X 70MM
PAS0005 - 5LT - 300 X 66MM
PAS0008 - 8LT - 350 X 70MM



PANS



CONICAL SAUCE PAN S/STEEL
CPS0180 - 1.15LT - 180MM
CPS0220 - 1.45LT - 200MM
CPS0240 - 2.8LT - 240MM



FRY (VALUE) S/STEEL
PSF3020 - 200 X 40MM
PSF3024 - 240 X 50MM
PSF3032 - 320 X 50MM



FRY (VALUE) ALUMINIUM
PAF2024 - 240MM
PAF2032 - 320MM
PAF2036 - 360MM



EGG POACHER

FEATURES

- Easy to clean
- Dishwasher safe
- Plastic egg cups



ALUMINIUM 4 CUP
EPA0004
REPLACEMENT CUP
EPA1004



ROASTING PAN

FEATURES

- Made from aluminium for maximum strength and durability
- Professional-quality, heavy-gauge aluminium provides fast, even heating and superior cooking performance while limiting hot spots
- S/Steel handles
- QuanTanium® is an internally reinforced multi-coat non-stick coating system



ALUMINIUM NON STICK
RPA0450
 450 X 320MM



ROASTING PANS

NEW



**ALUMINIUM
FIXED HANDLES**
RPA0400
400 X 300MM

NEW



**ALUMINIUM
FOLDING HANDLES**
RPA1400
400 X 300MM



ALUMINIUM OVAL ROASTER
RSA0001 - 210 X 300 X 140MM - SMALL
RSA0002 - 240 X 360 X 180MM - LARGE



RECTANGULAR S/STEEL
RSR0001
390 x 290 x 160MM

STEAK AND KIDNEY DISHES - S/STEEL



- SK1**
SKS0001 - 235 X 180 X 35MM
- SK2**
SKS0002 - 295 X 210 X 40MM
- SK3**
SKS0003 - 355 X 250 X 50MM
- SK4 - SHALLOW**
SKS0004 - 395 X 275 X 55MM
- SK4 - DEEP**
SKS1004 - 395 X 275 X 75MM
- SK5 - DEEP**
SKS0005 - 490 X 365 X 65MM
- SK5 - SHALLOW**
SKS1005 - 490 X 365 X 35MM
- SK6**
SKS0006 - 590 X 390 X 45MM

BAKING TRAYS



ALUMINIUM

- BTA0001 - 650 X 530 X 10MM
- BTA0002 - 600 X 400 X 12MM
- BTA0006 - 520 X 420 X 19MM
- BTA0007 - 529 X 420 X 38MM
- BTA0008 - 650 X 530 X 40MM
- BTA0011 - 600 X 400 X 20MM
- BTA0014 - 600 X 400 X 40MM



ENAMELLED - BLACK

- BTE0010 - 535 X 325 X 10MM
- BTE0020 - 535 X 325 X 20MM
- BTE0040 - 535 X 325 X 40MM
- BTE0065 - 535 X 325 X 65MM

Standard gastronorm sizes

ALUSTEEL




SMALL MUFFIN

- BTA0033
35 CUP
600 X 400MM




REGULAR MUFFIN

- BTA0032
24 CUP
600 X 400MM




LARGE MUFFIN

- BTA0031
15 CUP
600 X 400MM



JUMBO MUFFIN

- BTA0030
15 CUP
600 X 400MM



ALUSTEEL BISCUIT

- BTA0020
600 X 400 X 20MM



QUICHE PANS



NON STICK

- QPN0280 - 285MM
- QPN0300 - 320MM



BAKING SHEETS - NON-STICK

FEATURES

- Can withstand temperatures of -40°C to +300°C
- Can be reused 2000 times
- Thick and durable



EXOPAT
BMN0530 - 520 X 315MM
BMN0600 - 585 X 385MM
 (TO FIT 600 X 400MM BAKING TRAY)



FEATURES

- Can withstand temperatures of -40°C to +260°C
- Can be reused 600 - 1000 times

TEFLON SHEET
TSR0400 - 400 X 600MM
TSR0450 - 450 X 750MM
TSR0580 - 580 X 750MM



CUTTING BOARDS - PE

FEATURES

- Very hygienic. Available in assorted colours, which is ideal for eliminating the cross contamination of foods
- Can also be used in conjunction with our coloured knives and cutting boards
- In line with HACCP requirements

WHY COLOUR CODE YOUR KITCHEN?

Prevent cross contamination between different areas in the kitchen or different food types



- CBP0380 - 380 X 240 X 12MM ○
- CBP0440 - 440 X 290 X 12MM ○
- CBP0500 - 500 X 380 X 13MM ○
- CBP0600 - 600 X 450 X 12MM ○
- CBP0610 - 610 X 610 X 40MM ○
- CBP1255 - 405 X 255 X 10MM ●
- CBP1500 - 500 X 380 X 13MM ●
- CBP2255 - 405 X 255 X 10MM ●
- CBP2500 - 500 X 380 X 13MM ●
- CBP3500 - 500 X 380 X 13MM ●
- CBP3255 - 405 X 255 X 10MM ●
- CBP4255 - 405 X 255 X 10MM ●
- CBP4500 - 500 X 380 X 13MM ●
- CBP5255 - 405 X 255 X 10MM ●
- CBP5500 - 500 X 380 X 13MM ●

STAND - CHROME
 CBS0006



Purple Allergen Control cutting boards are now available to complement our full range of HACCP coloured cutting boards. Use purple cutting boards to protect your customers against food allergies in the most effective manner.

- CBP7255 - 255 X 400 X 10MM ●
- CBP7500 - 500 X 380 X 13MM ●

AVAILABLE IN THESE COLOURS: ● ● ● ● ● ● ●



KNIVES



BUTCHER - FLUTED
KNV2250
 250MM



BUTCHER
KNV1200 - 200MM
KNV1250 - 50MM
KNV300 - 310MM



SKINNING
KNV2150
 150MM



CARVING/COOKS
KNV3150 - 150MM
KNV3152 - 220MM
KNV5200 - 200MM
KNV5250 - 250MM
KNV5300 - 310MM



BONING - NARROW
KNV4180
 180MM



BONING - NARROW
KNV4150
 150MM



SLICING
KNV6300
 300MM



SALMON - SERRATED
KNV7300
 300MM



CHEESE AND BUTTER
CKV0002
 240MM



KNIVES

WHAT MAKES A GOOD KNIFE?

- Sharpness - Most important is how well its blade will take and hold an edge
- Durability - A good knife will stand up to generations of daily use without undue wear or deterioration
- Hygiene - Materials and construction details of the handle should minimise crevices that offer hospitality to bacteria

WHY COLOUR CODE YOUR KITCHEN?

Prevent cross contamination between different areas in the kitchen or different food types

Note

Available in these colours:




PARING - PLAIN

KNV9080 - 80MM

KNV9010 - 100MM

Note

Available in these colours (on request):




PARING - SERRATED

KNV9180 - 80MM

KNV9110 - 100MM

Note

Available in these colours (on request):




STEAK KNIFE

KNV8110
110MM

Note

Available in these colours (on request):



POINTED STEAK KNIFE

KNV7110
110MM



STEAK FORK

KNF8110
190MM



BREAD
KNV7200
200MM



CHEESE KNIFE

KNV9210
210MM



CARVING UTILITY
KNV0180 - 180MM



CARVING UTILITY

KNV0220
220MM



CARVING FORK

CFV0002
270MM



SHAPING CURVED

KNV9055
160MM



KITCHEN SHARPENING STEEL

KFV0003
250MM

FORGED KNIVES



CARVING COOKS
KFV6200 - 200MM KFV6250 - 250MM



PARING/STEAK
KFV8120
120MM



CARVING
KFV2200 - 200MM



PARING - CURVED
KFV8070
80MM



SLICING - FLUTED
KFV6260
260MM



BREAD
KFV9200
230MM



CARVING FORK
KFV1001
280MM



VICTORINOX



VICTORINOX

KNIFE ROLL BAGS

FEATURES

- Fully adjustable velcro knife holder to accommodate any combination of knives



SMALL ROLL BAG ONLY KSV0001

SPECIFICATIONS
 MATERIAL : POLYESTER
 LENGTH - CLOSED : 48CM
 LENGTH - OPENED : 56CM
 HEIGHT - OPENED : 48CM



LARGE ROLL BAG ONLY KSV0002

SPECIFICATIONS
 MATERIAL : POLYESTER
 LENGTH - CLOSED : 48CM
 LENGTH - OPENED : 82CM
 HEIGHT - OPENED : 48CM



Note
Knives not included

KNIFE SETS



**CLASSIC
KVS0015**
3 PIECE PRISM PARING SET
SET CONSISTS OF
Tomato and sausage knife,
paring knife plain and paring
knife serrated



**PARING KNIVES
VPK0001**
SET OF 3
SET CONSISTS OF
Tomato & sausage knife,
paring knife plain and paring
knife serrated



**ZEST PARING
VZP0001**
SET OF 3
SET CONSISTS OF
Tomato and sausage knife,
potato peeler and paring
knife plain

KNIVES



**BONING NARROW
KNG4200**
200MM



**SKINNING
KNG2150**
150MM



**BONING NARROW
KNG4150**
150MM



BUTCHER
 KNG1200 - 200MM ●
 KNG1320 - 200MM ●
 KNG1720 - 200MM ●
 KNG1520 - 200MM ●
 KNG1220 - 200MM ●
 KNG1620 - 200MM ○
 KNG1420 - 200MM ●
 KNG1250 - 250MM ●
 KNG1300 - 300MM ●



COOKS
 KNG5200 - 200MM ●
 KNG5250 - 250MM ●
 KNG8250 - 250MM ●
 KNG3250 - 250MM ●
 KNG9250 - 250MM ●
 KNG7250 - 250MM ●
 KNG4250 - 250MM ○
 KNG6250 - 250MM ●
 KNG5300 - 300MM ●



BONING BROAD
 KNG3150 - 150MM ●
 KNG5150 - 150MM ●
 KNG8150 - 150MM ●
 KNG1150 - 150MM ●
 KNG6150 - 150MM ●
 KNG9150 - 150MM ●
 KNG7150 - 150MM ●



KNIVES



SALMON/HAM SLICER - SERRATED
KNG7300
300MM



SALMON/HAM SLICER - PLAIN
KNG6300
300MM



SASHIMI
KNG0010
255MM



SHAPING - CURVED
KNG9050
50MM



BREAD
KNP8200
200MM



BREAD KNIFE
KNG8200
200MM



PARING
KNG9100 - 100MM ●
KNG7100 - 100MM ●
KNG4100 - 100MM ●
KNG6100 - 100MM ●
KNG3100 - 100MM ●
KNG8100 - 100MM ●
KNG5100 - 100MM ●



PARING - SHARP TIP
KNP9110
110MM



PARING
KNP9075
75MM



FORGED KNIVES




COOKS
KFG5150 - 150MM
KFG5200 - 200MM
KFG5250 - 250MM



CARVING
KFG1150 - 150MM
KFG1200 - 200MM
KFG1250 - 250MM



PARING
KFG9115
115MM



BREAD
KFG8200
200MM



BONING - NARROW
KFG3150
150MM



PARING
KFG9090
90MM



SHARPENING STEEL
KFG0002
200MM



CARVING FORK
KFG0001
310MM



MEAT CLEAVER
CLA0200 - 230MM
CLA0240 - 255MM



SANTUKA
KNG0011
180MM

KNIFE SETS - FORGED



12 PIECE
KSG0012
SET CONSISTS OF
KFG0001, KFG1150, KFG1200, KFG1250, KFG3150, KFG5150,
KFG5200, KFG5250, KFG8200, KFG9090, KFG9115, KFG0002



6 PIECE
KNG0006
SET CONSISTS OF
KNG1200, KNG3150, KNG6300, KNG8200, KNG5200,
KNG9100

KNIFE BAGS



ROLL BAG ONLY
KST0002
FOR 12 PIECE

Note
Knives not included



ROLL BAG ONLY
KST0001
FOR 6 PIECE

Note
Knives not included

GREAT SAVINGS - BUY IN BULK



PARING KNIFE
COLOUR
KNG0002
100MM
BOX SET 60 PIECE



PARING KNIFE
BLACK
KNG0001
100MM
BOX SET 20 PIECE

KNIVES



BUTCHER
KNC1250
245MM



SKINNING
KNC2150
150MM



COOKS
KNC5250
245MM



BONING
KNC3150
150MM



NARROW BONING
KNC4150
150MM



SERRATED BREAD
KNC8200
200MM



PARING
KNC9100
100MM



BAKERS SERRATED
KNB9070
70MM



KNIFE STERILISING CABINET



FEATURES

- Holds up to 30 knives
- Fitted with a 2 hour timer
- The low 'e' glass allows viewing to know when cycle is complete
- Magnetic door latch
- Lockable unit
- The unit can either be wall mounted or freestanding
- The sterilizing lamp switches off automatically when the door is opened
- Low power output of only 15W, only effective if lamp is changed every 8000 hours (1-2) years

30 KNIVES KSC1001

SPECIFICATIONS

VOLTAGE	: 230V
DIMENSIONS	: 634H X 185D X 527W MM
WEIGHT	: 14KG
POWER	: 25W



KNIFE SHARPENERS



STEEL EGGINGTON
SSE0350
350MM



STEEL GRUNTER
SSM0300 - 300MM
SSM0350 - 350MM



ELECTRIC CHEF'S CHOICE
EKS0120



ELECTRIC
EKS0001



HAND HELD ACCUSHARP
KSH0002



HAND HELD LANSKY
KSH0001



SHARPENING STONE
SSK0001
WATER BASE
50 X 150 X 25MM
SSK0002
OIL BASE
50 X 150 X 25MM



MAGNETIC KNIFE HOLDERS



MKH0450 - 450MM
MKH0600 - 600MM



KNIFE

FEATURES:

- Handle removable for easy cleaning



CHOPPING KNIFE TWO HANDLE
CKT0210
255MM



CUT RESISTANT GLOVE
CRG1000
CHAIN MAIL

GLOVE

OYSTER KNIVES



TRIANGLE
KNO0001
165MM



STRAIGHT BLADE
KNO0002
155MM



SPREADERS



SANDWICH SPREADER
SWS0001
190MM



BUTTER PADS WOODEN
BPW0001
290MM



CHEESE CUTTERS



MANUAL
CCM0400
400MM
REPLACEMENT WIRE
XCCM0005
(CRIMP-ON ENDS)
(Pack of 6)



MINI
CCM0030
200 X 115MM



ALUMINIUM EGG SLICER AND WEDGER



EGG WEDGER
EWA0001
6 SEGMENT



EGG SLICER
ESA0010
10 WIRE

HAND HELD SLICERS



FEATURES

- S/Steel and polymer composite
- Cuts easily and perfectly all fruits and vegetables, even the softest ones (tomatoes, pears, pineapples, etc)
- Micro-serration of the blade enables the thinnest cut of fruit / vegetable with skin and preserves their flesh composition

KOBRA
SHK0001

Ideal to slice and prepare vegetables for salad and garnish. Slice perfect potatoes for chips. s/steel for best quality and longer lifespan. Supplied with 1 straight cut blade, 1 crinkle cut blade and 1 double horizontal blade (straight/serrated) and 1 double julienne blade (4MM & 10MM).



MANDOLINE SLICER S/STEEL
MAS0001
WITH PUSHER

Note
Spare blades available on request



PEELERS



ASPARAGUS HAND S/STEEL
APH0001
155MM



POTATO S/STEEL HAND
PPH0001
145MM



POTATO PEELER HAND
PPH0002
180MM



POTATO MULTIPLE BLADE
PPM0003



POTATO
PPV0001
RED



POTATO
PPV0002
BLACK



TOMATO & KIWI
PPV0004
SERRATED EDGE



POTATO UNIVERSAL
BLACK
PPV0003



VICTORINOX




JULIENNE SLICING SET



FINE SLICER HAND
FSH0001



JULIENNE SLICING
JSS0003
INCLUDES 1 STRAIGHT BLADE,
2 JULIENNE BLADES



HAND UTENSILS NON-SLIP

Ergonomically designed non - slip, easy grip handles



APPLE CORER S/STEEL
ACS0020
178 X 230 X 20MM
30MM DIAMETER



BUTTER CURLER S/STEEL - BLACK
BCS0001
23 X 210 X 33MM



MELON BALLER SINGLE
MBS0028
133 X 35 X 20MM
30MM DIAMETER



POTATO PEELER RUBBER HANDLE STRAIGHT
PPH0003
175 X 30 X 20MM



POTATO PEELER RUBBER HANDLE TRIANGLE
PPH0004
163 X 52 X 20MM



LEMON ZESTER S/STEEL
LZS0001
160 X 30 X 20MM

BALLER AND CANAL KNIFE

For decorative fruits



MELON BALLER DOUBLE
MBD1026
26MM/22MM



CANAL KNIFE S/STEEL
CKS0001
170MM

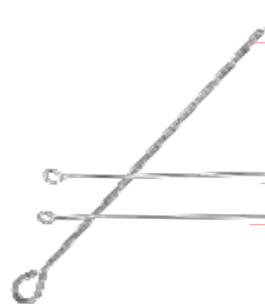


CARVING SET

CARVING SET TRIANGLE
CST0003
3 PIECE

- SET CONSISTS OF**
- Melon baller single 10MM
 - Double melon baller 22MM and 30MM
 - Decorating tool.

SKEWERS - S/STEEL



MEAT SPIKE/ SOSATIE STICK
MSS0001

KEBAB SKEWER OVAL
KSS1300
300MM (PACK OF 12)

KEBAB SKEWER FLAT
KSS0300
300MM (PACK OF 12)



BUTCHER HOOKS



S/STEEL HOOKS

- SHS2100 - 4"/100MM (PACK OF 12)
- SHS2150 - 6"/150MM (PACK OF 12)
- SHS2200 - 8"/200MM (PACK OF 12)

STEEL SWIVEL HOOKS

SHS2250 - 10"/250MM

STEEL S HOOKS - GALVANISED

- SHS0100 - 4"/100MM (PACK OF 12)
- SHS0150 - 6"/150MM (PACK OF 12)
- SHS0200 - 8"/200MM (PACK OF 12)

STEEL SWIVEL HOOKS GALVANISED

SHS0250 - 10"/250MM (PACK OF 12)

STEEL BILTONG HOOKS GALVANISED

SHB0001 - PACK OF 1000

HAND MEAT MALLETS



WOODEN HANDLE
MMH0001
300MM



ALUMINIUM
MMH0002
250MM

BUTCHER BLOCK AND STAND

FEATURES

- Tough epoxy powder coated finish
- Robust construction with heavy duty levelling feet
- Easy to assemble

- New flat packed
- Includes knife holder



BUTCHER BLOCK AND STAND PE

BBP0610
610 X 610MM

SPECIFICATIONS

CUTTING SURFACE	: 610 X 610MM
DIMENSIONS	: 616 X 616 X 940MM
FLAT PACK	: 200 X 910 X 620MM
WEIGHT	: 16KG

OTHER ORDER CODES

CUTTING BOARD PE

CBP0610
610 X 610 X 40MM

BUTCHER BLOCK STAND ONLY

BBS0610

SHEARS



PORK SHEARS
PSG0002
280MM



POULTRY SHEARS
PSG0001
265MM



MULTIPURPOSE SHEARS
MSG0001
300MM - BLACK



MULTIPURPOSE SHEARS
MSV0001
200MM - RED



MULTIPURPOSE SHEARS
MSV0002
200MM - BLACK



VICTORINOX

HAND SAW



PLASTIC HANDLE
HSP0550
550MM
BLADES ONLY
HSP1002
550MM



BAR OPTICS



WALL MOUNTED
BOS0004
4 BOTTLES

Guaranteed that each measure is exactly 25ML



PLASTIC ECLIPSE
BOP0025
25ML

NEW



PLASTIC SPEED POURERS
PSP0001
(PACK OF 10)
ASSORTED COLOURS



SPEED POURERS METAL
SPM1001
METAL TAPERED
SPM1002

COCKTAIL AND BOSTON SHAKERS - S/STEEL



COCKTAIL SHAKER
CSS0700
700ML



BOSTON SHAKER
BSS0828
828ML

BAR MUDDLER

The distinct pyramid-shaped burls are designed to achieve optimum results when muddling.



MUDDLER PLASTIC
MUD0210
240MM



S/STEEL
CSS0001



FOR BOSTON SHAKER
CSB0001



TOT DRAINER - S/STEEL



TOT DRAINER
TDS0001
200 X 160 X 35MM

TOT MEASURES - S/STEEL



TOT MEASURE
TMS0001
25/50ML



TOT MEASURE
TMS0002
25/50ML

NEW



JAPANESE STYLE JIGGER
TMS0003
25/50ML

WAITERS FRIENDS



WITH BOTTLE OPENER PLASTIC
WFI0001



CHROME
WFI1001



ECONO PLASTIC
WFI2001



WITH BOTTLE OPENER - PLASTIC ITALIAN DESIGN
WFI0002



WITH BOTTLE OPENER - CHROME
WFI1002



BOTTLE OPENER AND BOTTLE CAP CATCHER



BOTTLE OPENER WALL MOUNTED
BOW0001
47 X 100 X 30MM



BOTTLE TOP CATCHER WALL MOUNTED PLASTIC
BOW0002
145 X 36 X 310MM

WINE OPENERS



CORK SCREW RAPID CHROME
CSR0001



WING TYPE WINE OPENER - CHROME
WTO0001

BAR AND SERVICE MATS - BLACK

FEATURES
- Durable



SERVICE MAT
MTS0300
300 X 450MM



BAR MAT
MTB0070
70 X 580MM

BOTTLE OPENERS



BLACK
BBS0001



S/STEEL
BBS0002



BAR CADDIES



DELUXE 6 DIVISION BLACK
BCD0006



CONDIMENT HOLDER S/STEEL
BCD2006

BAR CADDY CONDIMENT HOLDER



BLACK
BCD0001

Note
Excludes condiments

GLASS RIMMER



COMBINATION
3 TIER - BLACK
GRC0003

STORE 'N POURS



COMPLETE
 SNP0001 - 1LT ●
 SNP0002 - 2LT ●
 SNP2001 - 1LT ●
 SNP2002 - 2LT ●
 SNP3001 - 1LT ●
 SNP3002 - 2LT ●
 SNP4001 - 1LT ●
 SNP4002 - 2LT ●
 SNP5001 - 1LT ○
 SNP5002 - 2LT ○

BAR SPOONS - S/STEEL



STRAIGHT
BSS0280
280MM



TWIST / MUDDLER
BSS1280
280MM

ICE BUCKET STAND - TABLE MOUNTED



S/STEEL
IBS0001



ICE BUCKET STANDS FLOOR STANDING



CHROME PLATED
IBS0002
715MM

Note
Excludes Ice Bucket



S/STEEL
IBS0006

ICE BUCKETS

Perfect for mini bottles of wine or mineral water and ideal for room service and mini bars.



ALUMINIUM
IBA0003
1.3LT - MINI
160 X 125MM



DOUBLE WALLED WITH LID - S/STEEL
IBD0001
1LT - MINI



KNOB WITH S/STEEL
IBS0010
1.2 LT - MINI

NEW



WINE COOLER DOUBLE WALLED S/STEEL
WCC0001
1.9LT - 12 X 20CM



WINE ALUMINIUM
IBA0001
8LT - 195 X 216MM



VALUE S/STEEL
IBS0008
4LT - 215 X 205MM



PLASTIC WITH LID
IBP1012 - 1.2LT
IBP1020 - 2LT

TUFF TRAYS®



WINE S/STEEL
IBS0004
4LT - 215 X 190MM



CHAMPAGNE S/STEEL
IBS0003
8LT - 225 X 255MM



BUCKET AND LID S/STEEL
BKS0020 - 20LT
BKS0015 - 15LT
BKS0012 - 12LT

ASHTRAYS



ROUND S/STEEL
SAS0001
SMALL



WIND PROOF S/STEEL
SAS1001
115MM X 70MM

NEW



CLUB ROUND - GLASS
AS0030-41
102MM

NEW

CAMTREAD NON-SLIP FIBERGLASS TRAYS



FEATURES

- Camtread trays rubber liner prevents slipping and sliding of glass and dinnerware
- Heavy duty construction with metal reinforcement rods eliminates warping
- Rubber liner is permanently bonded to the tray
- Stain and odour resistant
- Dishwasher safe



ROUND
CFT0355 - 35.5CM - BLACK
CFT0405 - 40.5CM - BLACK



OVAL
CFT0685 - 56 X 68.5CM - BLACK
CFT0735 - 60 X 73.5CM - BLACK



RECTANGULAR
CFT5150
38 X 51.5CM



CAMTRAYS



FEATURES

- Extremely durable fiberglass construction
- Shock and impact resistant
- Scratch and stain resistant
- Excellent for heavy duty use
- 5 year pro - rated warranty
- Personalisation - printing



MARKET TRAY FIBERGLASS BLACK
MFT0250
22.5 X 64.9 X 2.5CM



POLYPROPYLENE FAST FOODTRAY RED
PFT0410
30 X 41CM

TUFF TRAYS

Tuff Trays offer more in style, design and colour to suit your every need. Resilient to the demanding needs of institutions, restaurants, pubs and clinics

FEATURES

- Made in South Africa
- Heavy duty, will not warp
- Chip resistant and unbreakable
- Dishwasher safe (excluding non-slip trays)
- Withstands acids and staining
- Colour of trays will never fade
- Genuine TUFF TRAYS - If it doesn't say TUFF it isn't



RECTANGULAR NO. 4

TTR2104 ●
TTR2204 ○

SPECIFICATIONS
DIMENSIONS : 210MM X 300MM



RECTANGULAR DISPLAY TRAY NO. 5

TTR2105 ●
TTR2205 ○

SPECIFICATIONS
DIMENSIONS : 450 X 310MM




RECTANGULAR NO. 6

TTR2306 ●
TTR2406 ○

RECTANGULAR NO. 6 - NON-SLIP

TTR3306 ●
TTR3406 ○

SPECIFICATIONS
DIMENSIONS : 280 X 400mm



Note

Also available on request in these colours:



TUFF TRAYS



RECTANGULAR NO. 12

TTR2112 ●
TTR2212 ●
TTR2312 ●
TTR2412 ○

RECTANGULAR NO. 12 NON-SLIP

TTR3112 ●
TTR3212 ●
TTR3312 ●
TTR3412 ○

SPECIFICATIONS
DIMENSIONS : 355 X 435MM



RECTANGULAR NO. 13

TTR3013 ●
TTR3113 ○

SPECIFICATIONS
DIMENSIONS : 325 X 530MM



TUFF TRAYS



RECTANGULAR NO. 14

- TTR2114 ●
- TTR2214 ●
- TTR2314 ●
- TTR2414 ○



RECTANGULAR NO. 14 NON-SLIP

- TTR3114 ●
- TTR3214 ●
- TTR3314 ●
- TTR3414 ○

SPECIFICATIONS
DIMENSIONS : 380 X 525MM



ROUND - 320MM

- TTR2332 ●
- TTR2432 ○



ROUND - 320MM - NON-SLIP


- TTR1132 ●
- TTR1232 ●
- TTR1332 ●
- TTR1432 ○

SPECIFICATIONS
DIMENSIONS : 320MM



ROUND - 400MM

- TTR2340 ●
- TTR2440 ○



ROUND - 400MM - NON-SLIP

- TTR1140 ●
- TTR1240 ●
- TTR1340 ●
- TTR1440 ○

SPECIFICATIONS
DIMENSIONS : 400MM

TUFF TRAYS



FOOD TRAY

TTR3613
3 COMPARTMENTS
SPECIFICATIONS
DIMENSIONS : 345 X 264 X 33MM



CAFETERIA TRAY - WHITE

TTR3713
3 COMPARTMENTS
SPECIFICATIONS
DIMENSIONS : 345 X 205 X 20MM



RECTANGULAR UTILITY - WHITE

TTR2415
SPECIFICATIONS
DIMENSIONS : 300 X 150MM

Note

Any of these trays can also be branded with a corporate logo or brand
Minimum quantity required for printing: 300



RECTANGULAR NO. 18

- TTR2318 ●
- TTR2418 ○

RECTANGULAR NO. 18 - NON-SLIP

TTR3318 ●
SPECIFICATIONS
DIMENSIONS : 430 X 585MM

SERVICE TRAYS



RECTANGULAR UTILITY BLACK
TRN0380
 380 X 510MM
ROUND UTILITY BLACK
TRN0356 - 356MM
TRN0040 - 400MM



ROUND TRAY



ROUND - S/STEEL
TRS0330
 330MM



TRAY STAND

FEATURES

- Wooden tray stand is durable, lightweight and provides upmarket appearance

WOOD
TRS0002




INNOVATIVE MATS

FEATURES

- Interlocking rubber tiles
- Ideal for bars and kitchens
- Open holes allow drainage of spilt liquids
- Reduces the risk of slipping on wet/greasy surfaces

- Effective anti-fatigue properties
- Easy to install, move, clean and replace
- Versatile interlocking rubber floor tiles



FATIGUE STEP
SS010006 - 0.9M X 0.9M X 14MM
SS010001 - 0.9M X 0.9M X 19MM

INNOVATIVE MATS

FEATURES

- Hygienic anti-microbial properties
- 100% nitrile - excellent resistance to grease, oils, fats and detergents
- Raised cross-grip surface for effective slip-resistance
- Open holes allow spilt liquids to drain efficiently



- Cushioned surface for comfort / reduced breakage
- Easily cleaned in a commercial washing machine
- Bevelled edges all round
- Best-selling 'safety floor' kitchen mat

KMAT
KM010001
 1.4 X 0.85M

FEATURES

- An economical anti-fatigue mat for the workplace
- Raised circular surface for superior slip resistance
- Conforms to Slip Resistance Test EN 13552 Category 10
- Open drainage holes for spilt liquids




- Made from hardwearing NBR rubber
- Moulded bevelled edges reduce trip hazards
- An economical anti-fatigue mat

RAMPMAT
RP010001
 1.5M X 0.9M X 10MM

FEATURES

- Flexible PVC tile for bar shelves
- Hygienic PVC does not support the growth of bacteria
- Holes provide efficient drainage and allow air to circulate



- Simply interlink to cover desired area
- Easily cleaned in a commercial dishwasher
- Hygienic storage surface for glasses

FLEXI-DECK
FD010001
 30 X 30CM (PACK OF 9)

FEATURES

- Ideal non-slip liner for bars, shelves and trays
- Easy to cut and trim to shape
- Machine washable



- Manufactured from foam PVC
- Gives surfaces enhanced grip

GRIPSAFE
GS010001 - 0.6 X 10M
GS010002 - 0.6 X 1.2M

INNOVATIVE MATS

FEATURES

- Superior 'brushing and wiping' with 'rapid dry' properties - even out performs cotton
- Flexible, ultra-fine fibres provide deep - cleaning action on passing footwear

- Luxuriously soft pile that looks smart and will not lint
- Environmentally-friendly - does not require chemical pre-treatment or washing detergents
- Economical anti-fatigue mats

MICRO-FIBRE
MF010001 - 0.9 X 0.6M
MF010002 - 0.9 X 1.5M




FEATURES

- Orthomat® is regarded as one of the leading names in anti-fatigue matting
- Specifically designed to reduce the onset of fatigue caused by prolonged standing
- Durable, yet very comfortable matting

- Manufactured from 100% closed cell PVC foam, providing the right balance of underfoot cushioning and support, while encouraging healthy circulation
- Durable and comfortable Orthomat®

ORTHOMAT - BLACK
AF010004
 0.45 X 0.9M



PIZZA PANS

PERFORATED ALUMINIUM ROUND
PPR1200 - 200MM
PPR1250 - 250MM
PPR1300 - 300MM
PPR1400 - 355MM



ALUMINIUM ROUND
PPR0200 - 200MM
PPR0250 - 250MM
PPR0300 - 300MM



PIZZA SCREENS



ALUMINIUM ROUND
PSA1180 - 280MM
PSA1195 - 300MM
PSA1210 - 330MM
PSA0430 - 430MM



PIZZA CUTTERS AND LIFTERS

PRO LIFTER ROUND
PCT2003
 260MM



CUTTER HEAVY DUTY W/HANDLE
PCT1001
 130MM



CUTTER (BLACK) PLASTIC HANDLE
PCT1100
 100MM



PIZZA SCOOP AND SHOVELS

SCOOP S/STEEL ROUND HEAD
PSR1500
 1500 X 215MM



SHOVEL WOODEN SQUARE HEAD
PSS1600
 1300MM
 345 X 345MM



PIZZA SHOVEL S/STEEL HANDLE
PSS2000
 1600MM



PLASTIC DOUGH SCRAPERS



ROUNDED
PSR0110
110MM



STRAIGHT
PSR0180
180MM



SCRAPER
PSR0198
198 X 148MM



SCRAPER
PSR0216
216 X 128MM



SCRAPER
PSR0121
121 X 81MM



SCRAPER
PSR2110
110 X 80MM



SCRAPER
PSR0148
148 X 99MM



DOUGH CUTTERS



PLASTIC HANDLE
DCS0002 - 135 X 135MM
DCS0003 - 120 X 120MM

PLASTIC HANDLE - FLEXIBLE
DCS0004
120 X 150MM



WOOD HANDLE
DCS0001 - 150 X 115MM
DCS0005 - 150 X 190MM

CHEFS GAS TORCHES

The essential tool for any pastry chef. For creme brulée, browning, etc.



LIGHT DUTY
CTG0001



HEAVY DUTY
CTG0002

ROLLING PINS

To preserve wooden rolling pin, do not soak in water



ALUMINIUM
RPA0380
380MM

NEW



ALUMINIUM
RPA1450
450MM



WOOD
RPW0300
300MM
RPW0350
350MM
RPW0400
400MM



WOOD ECONOMY
RPW0375
375MM

NEW



POLYPROPYLENE
RPP0350
350MM

DOUGH CUTTERS



PLAIN
DCC1055
55MM



CRIMPED
DCC0035
35MM



2 WAY
DCC2035
35MM

CROISSANT CUTTER



BAKERY
CCB1001
120MM



CUTTER SETS - S/STEEL




PLAIN
RCP0010 - 10 PIECE
RCP0020 - 20 PIECE
FLUTED
RCF0010
10 PIECE

NEW



MOUSSE RINGS ROUND
MRR0001
3 PIECE

NEW



MOUSSE RINGS SQUARE
MRS0001
3 PIECE

EXPANDABLE DOUGH CUTTER WHEELS



PLAIN
DCW1007
7 WHEEL
FLUTED
DCW2007
7 WHEEL



NOZZLE SETS



PLASTIC
NSA0012 - 12 PIECE - ASSORTED
NSP0006 - 6 PIECE - PLAIN
NSP1006 - 6 PIECE - STAR



STAR - METAL
NSM1010
10 PIECE



PLAIN - METAL
NSM0010
10 PIECE



PLAIN - S/STEEL
NSS0012
12 PIECE

NOZZLES - INDIVIDUAL



INDIVIDUAL STAR - METAL

NIM1002 - 2MM
NIM1003 - 3MM
NIM1004 - 4MM
NIM1005 - 5MM
NIM1006 - 6MM
NIM1007 - 7MM
NIM1008 - 8MM
NIM1009 - 9MM
NIM1010 - 10MM

NIM1011 - 11MM
NIM1012 - 12MM
NIM1013 - 13MM
NIM1014 - 14MM
NIM1015 - 15MM
NIM1016 - 16MM
NIM1017 - 17MM
NIM1018 - 18MM



INDIVIDUAL PLAIN - METAL

NIM2002 - 2MM
NIM2003 - 3MM
NIM2004 - 4MM
NIM2005 - 5MM
NIM2006 - 6MM
NIM2007 - 7MM
NIM2008 - 8MM
NIM2009 - 9MM
NIM2010 - 10MM
NIM2011 - 11MM

NIM2012 - 12MM
NIM2013 - 13MM
NIM2014 - 14MM
NIM2015 - 15MM
NIM2016 - 16MM
NIM2017 - 17MM
NIM2018 - 18MM
NIM2020 - 20MM
NIM2022 - 22MM
NIM2024 - 24MM



STAR - S/STEEL
NSS1012
12 PIECE



CREAM HORN - S/STEEL
CHS0001



NOZZLE SETS - POLYCARBONATE



ASSORTED PLAIN

NSP0012

12 PIECE

ASSORTED

NSP0024

24 PIECE



PIPING BAGS



POLYURETHANE

PBP0040 - 400MM

PBP0045 - 450MM

PBP0050 - 500MM

PIPING BAGS

FEATURES

- Clear safe food grade plastic
- Sterile interior
- Non-slip exterior - easy to hold
- Can hold hot or cold fillings
- Can be dispensed from the box
- World wide patent double seal technology

- Anti bursting functionality
- Compatible with all piping bag nozzles
- Ovenable up to 110°C
- Microwavable
- Freezable up to -30°C



PIPING BAG

PBT0500 - 500MM NO. 5

PBT0550 - 550MM NO. 6

PBT0600 - 600MM NO. 7

PBT0650 - 650MM NO. 8

PBT0250 - 250MM NO. 0

PBT0280 - 280MM NO. 1

PBT0340 - 340MM NO. 2

PBT0400 - 400MM NO. 3

PBT0460 - 460MM NO. 4



DISPOSABLE

DPB0001

530 X 270MM - ROLL OF 72



PIPING BAG RACK



WALL RACK

PBT0001

510 X 445MM

For storing bags and nozzles when not in use



MIXING BOWLS



TAPERED

MBT0001 - MB 1 - 265 X 80MM (2.4LT)

MBT0002 - MB 2 - 285 X 100MM (4LT)

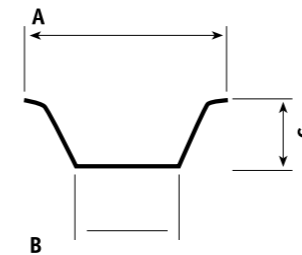
MBT0003 - MB 3 - 310 X 120MM (5.5LT)

MBT0004 - MB 4 - 380 X 130MM (8LT)

MBT0005 - MB 5 - 450 X 130MM (13LT)

MBT0006 - MB 6 - 480 X 175MM (17LT)

MBT1002 - MB 2 (MINI) - 180 X 65MM (800ML)



BOWL

	SIZE A	SIZE B	SIZE C
MBT0001	265MM	150MM	80MM
MBT0002	285MM	170MM	100MM
MBT0003	310MM	200MM	120MM
MBT0004	380MM	225MM	130MM
MBT0005	450MM	250MM	130MM
MBT0006	480MM	250MM	175MM
MBT1002	180MM	90MM	65MM



ROUND - S/STEEL

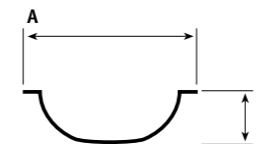
MBS0220 - 220MM (1.9LT)

MBS0240 - 240MM (2.8LT)

MBS0290 - 290MM (4.7LT)

MBS0340 - 340MM (7.5LT)

MBS0400 - 400MM (12.3LT)



BOWL

	SIZE A	SIZE B
MBS0220	220MM	95MM
MBS0240	240MM	110MM
MBS0290	290MM	130MM
MBS0340	340MM	150MM
MBS0400	400MM	170MM



MEASURING BOWL S/STEEL NOTCHED ROUND

MBS0001 - 800ML

MBS0002 - 1200ML

MBS0003 - 2500ML



MEASURING JUGS

Embossed and printable measures



PLASTIC
MJP0001 - 1LT
MJP0002 - 2LT
MJP0005 - 5LT



S/STEEL
MJS0500 - 500ML
MJS0001 - 1LT
MJS0002 - 2LT

S/STEEL SIEVES



RIM SIEVE
SSS3001 - 300MM
SSS3002 - 350MM
SSS3003 - 400MM
SSS3004 - 450MM

CITRUS JUICER



MANUAL S/STEEL
CJM0001
167 X 95MM

BASTING BRUSHES



HOG'S HAIR
BBH0040 - 240 X 40MM
BBH0060 - 240 X 60MM
BBH0075 - 240 X 75MM



NYLON
BBH1040 - 240 X 40MM
BBH1060 - 240 X 60MM



FULL SILICONE BLACK
SBB0001
260 X 45MM

BOARD BRUSH



BOARD BRUSH
BRB0001
300MM

MEASURING CUP AND SPOON SET



MEASURING CUPS - S/STEEL
MCS0004
4 PIECE




MEASURING SPOONS
MSS0004
4 PIECE

COOLING TRAY

FEATURES

- Can be used in an Anvil Grande Forni Oven



COOLING TRAY
CTR0600
600 X 400MM



PLASTIC
TTP0300
300 X 85MM



ALUMINIUM
TTA0300
300 X 85MM

SPRING FORM TINS



ROUND
SFT2024 - 240MM
SFT2026 - 260MM
SFT2028 - 280MM

CAKE DIVIDERS - PLASTIC



265MM
CDP0010 - 10 PIECES
CDP0012 - 12 PIECES
CDP0014 - 14 PIECES
CDP0016 - 16 PIECES

SPRING FORM TINS



NON-STICK
SFT3024 - 240MM
SFT3026 - 260MM
SFT3028 - 280MM



ROUND S/STEEL
CRR0200 - 200 X 58MM
CRR0250 - 250 X 58MM
CRR0300 - 300 X 58MM

SPONGE TIN



STRO200
200 X 70MM



BREAD TRAYS - ALUSTEEL



SINGLE PAN
BTA0040
270 X 100 X 115MM



FARM LOAF
BTA0041
1.5KG
300 X 100 X 112MM



MADERA PAN
BTA0042
155 X 100 X 75MM

CAKE TINS

BREAD TRAYS



FIVE TRAY - ALUSTEEL
BTA0500
584 X 284 X 115MM
270 X 100 X 115MM - PER BREAD PAN



THREE TRAY - ALUSTEEL
BTA0050
354 X 284 X 115MM



FIVE TRAY BREAD PAN LID
MILD STEEL
BTA0501
589 X 289MM

Note
Lid for BTA0500



SILICONE MOULDS



ROUND PLAIN EDGE
MSR0260
255 X 40MM



ROUND FLUTED EDGE
MSR0280
255 X 32MM



MUFFIN 6 CUPS
MSM0006
70 X 40MM



MUFFIN 5 CUP
MSM0005
80 X 40MM



SILICONE MOULDS

FEATURES

- Formaflex silicone moulds featured with creative and nice shapes, easy to mould sweet or salty monoportions.
- Resistance between -40° up to +280°C




FORMAFLEX 6 PORTION GUGELHUPF
MSG0006
300 x 175MM



RECTANGULAR
MSR0240
275MM



GUGELHUPF
MSG0220
240MM



MUFFIN 12 CUPS
MSM0012
70 X 30MM



LATTICE CUTTER WHEEL AND SPIKE ROLLER



LATTICE CUTTER WHEEL
LCW0150
130 X 210MM



SPIKE ROLLER PLASTIC
SRP0001
120 X 210MM



ICING SPATULAS / PALLET KNIVES

Ideal for splitting sponge and large bakes



PALLET KNIFE SCALLOPED
PKS2360
360MM



PALLET KNIFE SERRATED BLADE
PKS0310
250MM



ICING SPATULA
ISM0210 - 210MM
ISM0250 - 250MM
ISM0300 - 300MM
ISM0360 - 360MM



ICING SPATULA TAPERED BLADE
ISM2250
250MM



SLOTTED PASTRY SERVER TRIANGLE
SPS0001
290MM



WHISKS - S/STEEL



FRENCH
WHF0300 - 300MM
WHF0350 - 350MM
WHF0400 - 400MM
WHF0450 - 450MM
WHF0500 - 500MM
WHF0550 - 550MM



PIANO
WHP0250 - 250MM
WHP0300 - 300MM
WHP0350 - 350MM
WHP0400 - 400MM

WHISK AND MOULDS

Less work, faster results! Three times the aeration with one rotation!

The inner flexible core moves as you whisk, whipping the mixture continuously. The wires also have the right amount of flexibility to maximize air incorporation, whilst standing up to thicker batters effortlessly. All wires are hygienically sealed for rapid whisk.



RAPID SPEED WHISK
WHS0320
300MM



CARAMEL (DARIOL) MOULD ALUMINIUM
CMA0070
70 X 45MM



QUEEN CAKE MOULDS
QCM0080
80 X 30MM



CREAM CHARGERS

FEATURES

- A reliable and safe food whipping system with the highest quality standards
- World-class manufacturing and total quality management that is ISO9001:2000 certified
- Innovative, unique and patented products

- Chemical and preservative free
- Guaranteed desired results and superior quality
- Whips up to 5 X the ingredients added
- Lower cost per serving!

ISI CHARGER ADVANTAGES

- Cream chargers contains 8G of N2O (Nitrous Oxide); use one charger per pint size bottle, two chargers per quart size bottle
- Leak proof
- No expiration date
- Each charger is electronically weighed to guarantee correct volume
- Made of 100% recyclable steel coated with water soluble lacquer
- Special solvent-free cleaning method before filling ensures pure, clean N2O

CREAM CHARGERS

CBL0001
BOX OF 10



WHIPS

FEATURES

- Double walled S/Steel vacuum bottle with maximum insulating performance
- Metal head with protective silicone grip
- Dishwasher safe
- Suited for both cold and hot preparations

- Fixed, S/Steel dispensing valve in head
- Red head gasket with excellent resistance to high and low temperatures
- Coloured decorator nozzles with metal threads; lever with coloured clip
- Chrome charger holder and dust cover
- For best results use ISI Cream Bombs



THERMO WHIP PLUS
CGI2500
500ML

FEATURES

- For hot and cold preparations
- S/Steel bottle and head
- Two different sizes to suit any kitchen: 0.5LT, 1LT
- Three different decorator tips with S/Steel threading included
- Ergonomic charger holder with non-slip silicone grip
- Heat-resistant silicone seal with easy-removal pull tab for quick and hygienic cleaning

- Head with non-slip, heat resistant silicone grip for hot preparations
- Dishwasher-safe
- NSF-certified
- Helps meet HACCP requirements



GOURMET WHIP
CGI4001 - 1LT



WHIPS & CREAM CHARGERS

Easy to hold trigger for fine dispensing, offer your customers whipped cream which is fluffy, appetising and free of preservatives and stabilisers, natural whipped cream in a flash, low capital outlay, yield – twice the amount of whipped cream as compared with conventional whipping, stays fresh in the fridge

For a guaranteed 100% yield use ISI



CREAM PROFI WHIP PLUS
CGI0500 - 500ML
CGI0001 - 1LT



CREAM CHARGERS
CBL0001
BOX OF 10

SODA SIPHON



SODA SIPHON ISI
SSC0001
1LT - CLASSIC



SODA BOMBS
SBL0010
BOX OF 10



KITCHEN TIMERS

Electronic timer has 4 separate timer functions enabling multiple use simultaneously



ELECTRONIC
KTE0001



**DIGITAL MANUAL
60 MINUTES**
DTM0060

OIL TESTERS

FEATURES

- Measures the quality of the frying oil in % PC (polar compounds) and determines the thermal-oxidative utilization
- In plastic bag with 2 testers
- With instructions for use



OIL TESTER KIT
OTK0002
2 PACK FOR TRIAL

FEATURES

- Measures the quality of the frying oil in % PC (polar compounds) and determines the thermal-oxidative utilization
- With instructions for use
- Packed in box of 10



OIL TESTER KIT
OTK0010
PACK OF 10

THERMOMETERS

FEATURES

- -50 +530°C
- Distance ratio 12/1
- Double scale °C / °F
- Display resolution: 0.1°
- Accuracy: ±2% or ±2°C
- Fixed emissivity: 0.95



INFRARED LASER
THI0001
-50°C to +530°C

- With pouch - Hanging box
- Instructions for use
- Laser pointer for precise surface temperature measuring
- Ideal for: oven temperatures, fridge temperatures, delivery/receiving of goods temperatures, food display temperature

FEATURES

- -50 +300°C / -58 +572°F
- Display resolution: 0.1° / 1%
- Accuracy: ± 2° / ±2%
- Distance ratio: 2/1
- Fixed emissivity: 0.95
- MAX-MIN function
- Without laser pointer



MINI INFRARED
THI0002
-50°C to +300°C

- Instructions for use
- Pocket size for ease of use
- Perfect for measuring surface temperatures
- Ideal for: oven temperatures, fridge temperatures, delivery/receiving of goods temperatures, food display temperature
- Great for HACCP check points

THERMOMETERS

FEATURES

- 50 +200°C
- Display resolution: 0.1°
- Accuracy: ±1°C (-20 +150°C) otherwise ±2°C or ±3°C
- MAX/MIN function
- S/Steel piercing probe: 125MM - ø3.5MM

- In blister packaging with instructions for use
- Perfect chefs thermometer
- Easy quick check for core temperature +65°C
- Slim design, easy to carry around
- Digital display for ease of use



ELECTRONIC WATER RESISTANT THERMOLAB
THE0120

FEATURES

- 50 +200°C
- Display resolution: 0.1°C
- MAX/MIN function
- Accuracy: ±1°C (-20+120°C) otherwise ±2°C
- Strong S/Steel piercing probe: 125MM - ø5MM

- In blister packaging with instructions for use
- Water resistant
- Ideal for large cuts of meat in buffet settings
- Frozen meats



DIGITAL T-BAR STRONG PROBE
THE0003

FEATURES

- 50 +70°C
- Display resolution: 0.1°
- Accuracy: ± 1°C / ±2°F
- Functions: MAX/MIN - IN/OUT

- With instructions for use
- In blister packaging
- Programmable alarm that will only stop ringing if it is turned off
- Magnet cable: 100CM



DIGITAL FRIDGE/FREEZER
THE0005
FRIDGE / FREEZER THERMOMETER

FEATURES

- +80 +200 °C
- Division: 1°C

- With grey polyamide alimentary protection sleeve



CANDY - PLASTIC SLEEVE WITHOUT MERCURY INTERNAL SCALE GLASS
THE0007
LENGTH: 430MM

THERMOMETERS

FEATURES

- +50 +100°C
- Ø 45MM + Coloured zones
- Calibratable by screw
- S/Steel probe: 125MM with a diameter ø4MM

- In blister packaging.
- With instructions for use.
- Remember to disinfect probe after every use



COFFEE, CAPPUCCINO, MILK
THE0008
125MM

FEATURES

- 0 +120°C
- Ø 33MM
- S/Steel probe 140MM

- Use for core temperatures of roasts, joints of meat
- In blister packaging



ROASTING STEEL STEM COOKING
THR0140
140MM

FEATURES

- Deep frying thermometer
- 0 +300°C
- Display resolution: 0.1°

- S/Steel probe: 150MM with clip
- In blister packaging.



DEEP FRYING
THF0130
130MM
USE IN POTS, DEEP FAT FRYERS



POCKET DIAL
THP0130
130MM
KEEP IN POCKET TO TEST TEMPERATURES

THERMOMETERS

FEATURES

- 50 +200°C
- Display resolution: 0.1°
- Accuracy: ±0.5°C (-20 +150°C) otherwise ±2°C
- Functions: MAX/MIN + DATA HOLD + Magnet
- S/Steel piercing probe: 120MM - Ø3.5MM



- Cable: 100cm
- Recalibratable by screw at the back
- In blister packaging with instructions for use
- Recalibratable by user

DIGITAL + TIMER COOKING
THE0006

FEATURES

- 30 +30°C
- With clip
- In blister packaging



S/STEEL FRIDGE / FREEZER
THF0001

FEATURES

- +50 +300°C / 10°C
- S/Steel Ø 50MM
- In blister packaging



OVEN
THO0001
ON STAND

FEATURES

- 20 +100°C
- Display resolution: 0.1°
- Accuracy: ± 0,5°C
- Water proof



- With instructions for use
- In blister packaging.
- S/Steel probe: 120MM with a diameter ø2.5MM
- Includes precision certificate



Tested & Certified

HACCP DIGITAL
THD0120

THERMOMETERS

FEATURES

- 50 +300°C
- Display resolution: 0.1°
- Accuracy: ± 1°C / ±2°F
- Functions: MAX/MIN - DATA HOLD



Tested & Certified

HACCP DIGITAL WITH ROTARY PROBE
THD0115

- With instructions for use in blister packaging
- S/Steel probe: 115MM with a diameter ø3.5MM
- Includes precision certificate

FEATURES

- 0 +300°C
- Display resolution: 1°
- Accuracy: ±1°C (0+150°C) otherwise ±3°C
- ±2°F (+32+302°F) otherwise ±5°F
- Functions: 23H-59M-59S Timer - Alarm - Clock - Magnet
- S/Steel probe: 150MM - Ø4MM
- S/Steel cable: 100CM
- With instructions for use



- Ideal for measuring core temperature on roasts, lasagnes and baked goods
- Alarm will sound when core temperature is reached
- Timer can be set for desired cooking time
- Oven safe
- Water resistant
- Great for HACCP check on core temperature

DIGITAL FOLDING SCREEN OVEN
THE0004

Note

Remember to disinfect probe after every use



SCALES



PORTION ELECTRONIC
PSE2005
5KG X 1G
INCREMENTS



PORTION MECHANICAL (WITH BOWL)
PSM0005 - 4KG
PSM0015 - 15KG



FEATURES

- Essential to accurately weigh and price your produce
- Platform size: 300 X 280MM
- Splash proof

- Customer and operator displays
- Extremely low power consumption (3W AC / 0.1W DC)
- High contrast LCD display
- From 0KG - 6KG (2G increments); from 6KG - 15KG (5G increments)



RETAIL ELECTRONIC
RSE6020
6/15 KG (2/5G) DELUXE

ORDER CODES
RECHARGEABLE BATTERY FOR DS673
(PSE0006/15/30)
XRSE1030

FEATURES

- A must for every kitchen or bakery
- Platform size: 295 X 215MM

- Splash proof
- PSE2006 waterproof (fully submergable)



PORTION ELECTRONIC
PSE0006 - 3/6KG (1/2G)
PSE0015 - 6/15KG (2/5G)
PSE0030 - 15/30KG (5/10G)

RECHARGEABLE BATTERY FOR DS673
(PSE0006/15/30)
XRSE1030



PORTION ELECTRONIC
PSE2006
3/6KG (1/2g) S/STEEL

Note
Battery not included



SCALES

FEATURES

- Complete dual display
- Integrated cassette to main chassis of scale
- Robust construction

- Network ready (ethernet)
- Camera output for CCTV
- Fully customisable label printing



DIGITAL PRINTING WITH DUAL POLE DISPLAY-SM320-P
RSE3015
15KG/5G

SM320-P
EXCLUSIVE TO BCE

FEATURES

- Essential to accurately weigh and price your produce
- Platform size: 300 X 280MM
- Customer and operator displays

- Extremely low power consumption (3W AC / 0.1W DC)
- High contrast LCD display
- From 0KG - 6KG (2G increments); from 6KG - 15KG (5G increments)



RETAIL ELECTRONIC INCL POLE
RSE7020
6/15KG (2/5G)

OTHER ORDER CODES
RECHARGEABLE BATTERY FOR DS673
(PSE0006/15/30)
XRSE1030



SCALES

FEATURES

- Ideal for goods receiving and stock checks
- Robust and designed for heavy use
- Selectable automatic shut off time
- Intelligent power control
- Rechargeable battery for 40 hours (option)
- KG/lb Conversion
- Advanced weighing technology
- PSE1060 - 60KG = 20G increments
- PSE1150 - 150KG = 50G increments
- PSE1300 - 300KG = 100G increments

5
YEAR
WARRANTY



PLATFORM ELECTRONIC

PSE1060
60KG
380 X 380MM (PSE1060)

OTHER ORDER CODES

PLATFORM ELECTRONIC

PSE1150 - 150KG
PSE1300 - 300KG
360 X 480MM (PSE1150 and PSE1300)

**RECHARGEABLE BATTERY FOR
PSE1060/PSE1150/PSE1300**
XPSE0009

FEATURES

- Essential for any busy butchery to accurately weigh carcasses
- S/Steel fold down weighing plate
- Galvanised hooks
- Suitable for carcass up to 300KG
- Weight in 100G increments
- Strong and durable
- Robust construction
- Includes digital control
- Large LED display
- High internal resolution 1/3000

5
YEAR
WARRANTY



PLATFORM / CARCASS ELECTRONIC

PSM3300
300KG

Note

FREE INSTALLATION IN SOUTH AFRICA
Stand sold separately

Chefware

ChefEquip professional uniforms offer a wide selection of finely crafted and stylish aprons, chef jackets, pants and hats whilst remaining practical for the rigour of a commercial kitchen.

Section Index

Aprons	313 - 314
Chef Hats	315
Chef Jackets - Denim Range	310
Chef Jackets - Long Sleeve	308 - 310
Chef Jackets - Short Sleeve	309 - 310
Chef Neck Tie	315
Chef Trousers	311 - 312
Disposables	316 - 317
Ladies Housekeeping Uniform	315
Table Linen	318

CHEFEQUIP RANGE

FEATURES

JACKETS

- It is not just a Chef's jacket, it is a tool of trade and we take great care to perfect our uniform jackets at a genuinely good price
- ChefEquip garments are based on the traditions of chef's uniforms and retain all the features that guarantee comfort and style
- Our fabrics and trims have been extensively tested and proven to maintain appearance and structure after prolonged wear and commercial laundry

TROUSERS

- Traditional jean cut or baggy fit, offer comfort and style to enhance the total look

BENEFITS OF THE CHEFEQUIP BAGGY

- Elasticated waist designed not to bite into the skin after long hours in the kitchen
- Designed and cut for maximum ease of movement and comfort
- Two deep side pockets and one rear pocket
- Multifit and unisex
- Baggy fit allows for improved air circulation around the lower body and legs
- Commercial laundry tested and approved
- High quality manufacturing for long life wear

ELASTIC WAIST BAND FOR COMFORT AND FLEXIBILITY OF SIZE. ADDITIONAL SIZES MADE TO ORDER.

We are committed to creating an innovative and advanced line of products specifically designed to allow you to maintain an impeccable image in your workplace. The ChefEquip range is about modern innovative design as well as comfort, made from a fabric blend of polyester/ cotton, giving more durability with less weight.

5 REASONS WHY

- The trusted name in chef clothing
- Guaranteed comfort and modern styling based on tradition
- Extensively tested to withstand the rigours of a commercial kitchen
- Practicality and wearability
- Made from blended materials to be light and durable

CONVERSION TABLES FOR CHEF JACKETS AND TROUSERS

		CHEST													
LADIES CHEF JACKETS	ALPHA SIZE	XS		S		M		L		XL		2XL		3XL	
	IMPERIAL SIZE (inch)	28	30	32	34	36	38	40	42	44	46	48	50	52	54
	METRIC SIZE (cm)	71/76		81/86		91/97		102/107		112/117		122/127		132/137	

		HIP													
LADIES PANTS	ALPHA SIZE	XS		S		M		L		XL		2XL		3XL	
	IMPERIAL SIZE (inch)	32	34	36	38	40	42	42	44	46	48	50	52	54	56
	METRIC SIZE (cm)	81/86		91/97		102/107		112/117		122/127		132/137		142/147	

		CHEST													
MENS CHEF JACKETS	ALPHA SIZE	XS		S		M		L		XL		2XL		3XL	
	IMPERIAL SIZE (inch)	28	30	32	34	36	38	40	42	44	46	48	50	52	54
	METRIC SIZE (cm)	71/76		81/86		91/97		102/107		112/117		122/127		132/137	

		WAIST													
CHEF TROUSERS AND BAGGIE PANTS	ALPHA SIZE	XS		S		M		L		XL		2XL		3XL	
	IMPERIAL SIZE (inch)	26	28	30	32	34	36	38	40	42	44	46	48	50	52
	METRIC SIZE (cm)	71/76		81/86		91/97		102/107		112/117		122/127		132/137	

BASIC CHEF JACKETS - LADIES - LONG SLEEVE

Elegantly shaped to enhance the female form, yet styled in a manner to instill pride and confidence, while working in a hot busy kitchen. The fabric is a durable soft poly cotton will, to guarantee ease of movement and comfort. Double breasted button closure, turn-back slit cuffs, tapered waist line and thermometer sleeve pocket.



WHITE

UNI6010 - X SMALL
UNI6011 - SMALL
UNI6012 - MEDIUM
UNI6013 - LARGE
UNI6014 - X LARGE
UNI6015 - XX LARGE
UNI6016 - XXX LARGE

EXECUTIVE CHEF JACKETS - MEN - LONG SLEEVE

Tailored executive jacket with vertical full black piping, providing a flattering line to broaden the chest and slim the waist. Piping on french cuffs and collar. Welt chest pocket and sleeve thermometer pocket finish the sophisticated style. Also available in short sleeve for the executive chef who prefers less arm coverage.



WHITE

UNI2020 - X SMALL
UNI2021 - SMALL
UNI2022 - MEDIUM
UNI2023 - LARGE
UNI2024 - X LARGE
UNI2025 - XX LARGE
UNI2026 - XXX LARGE

CONTRAST CHEF JACKETS - LONG SLEEVE

Simple elegance and functional comfort jacket. Double breasted poly-cotton jacket with black contrast on the collar and turn-back cuffs. Chest pocket, thermometer pocket and black removable studs



WHITE

UNI5020 - X SMALL
UNI5021 - SMALL
UNI5022 - MEDIUM
UNI5023 - LARGE
UNI5024 - X LARGE
UNI5025 - XX LARGE
UNI5026 - XXX LARGE

BASIC CHEF JACKETS - SHORT SLEEVE

Double breasted jacket in soft durable poly cotton, eight pearl buttons, turn-back cuffs (long sleeves only) with thermometer pocket on left sleeve



WHITE

UNI1020 - X SMALL
UNI1021 - SMALL
UNI1022 - MEDIUM
UNI1023 - LARGE
UNI1024 - X LARGE
UNI1025 - XX LARGE
UNI1026 - XXX LARGE



BLACK

UNI7020 - X SMALL
UNI7021 - SMALL
UNI7022 - MEDIUM
UNI7023 - LARGE
UNI7024 - X LARGE
UNI7025 - XX LARGE
UNI7026 - XXX LARGE

BASIC CHEF JACKETS - LONG SLEEVE



WHITE


UNI0010 - X SMALL
UNI0011 - SMALL
UNI0012 - MEDIUM
UNI0013 - LARGE
UNI0014 - X LARGE
UNI0015 - XX LARGE
UNI0016 - XXX LARGE



BLACK

UNI7010 - X SMALL
UNI7011 - SMALL
UNI7012 - MEDIUM
UNI7013 - LARGE
UNI7014 - X LARGE
UNI7015 - XX LARGE
UNI7016 - XXX LARGE

LAUNDRY COATS - SHORT SLEEVE



- WHITE**
 UNI0020 - X SMALL
 UNI0021 - SMALL
 UNI0022 - MEDIUM
 UNI0023 - LARGE
 UNI0024 - X LARGE
 UNI0025 - XX LARGE
 UNI0026 - XXX LARGE

UTILITY COATS - SHORT SLEEVE



- WHITE**
 UNI0040 - X SMALL
 UNI0041 - SMALL
 UNI0042 - MEDIUM
 UNI0043 - LARGE
 UNI0044 - X LARGE
 UNI0045 - XX LARGE
 UNI0046 - XXX LARGE

JACKETS - BASIC LONG SLEEVE



NEW



- DENIM**
 UNI9010 - X SMALL
 UNI9011 - SMALL
 UNI9012 - MEDIUM
 UNI9013 - LARGE
 UNI9014 - X LARGE
 UNI9015 - XX LARGE
 UNI9016 - XXX LARGE

CHEF TROUSERS - LADIES

Classic comfort and style in these easy to wear baggy pants. Elastic waist band with drawcord, back pockets with flaps, side pockets and back patch pocket, boot-leg. Poly cotton for comfort and durability.

Traditional blue and white check chef trousers with zip. Yarn dyed poly cotton trousers. Side pockets and one back pocket. Back elastic waist band.



Blue Check



Black

- BLUE CHECK**
 UNI1030 - X SMALL
 UNI1031 - SMALL
 UNI1032 - MEDIUM
 UNI1033 - LARGE
 UNI1034 - X LARGE
 UNI1035 - XX LARGE
 UNI1036 - XXX LARGE

- BLACK - ZIP**
 UNI3060 - X SMALL
 UNI3061 - SMALL
 UNI3062 - MEDIUM
 UNI3063 - LARGE
 UNI3064 - X LARGE
 UNI3065 - XX LARGE
 UNI3066 - XXX LARGE

CHEF TROUSERS - BAGGIES

Classic comfort and style in these easy to wear baggy trousers. Elastic waist band, side pockets and back patch pocket. Poly cotton for comfort and durability.



Black/White
Check



Black

- BLACK/WHITE CHECK**
 UNI3030 - X SMALL
 UNI3031 - SMALL
 UNI3032 - MEDIUM
 UNI3033 - LARGE
 UNI3034 - X LARGE
 UNI3035 - XX LARGE
 UNI3036 - XXX LARGE

- BLACK**
 UNI3040 - X SMALL
 UNI3041 - SMALL
 UNI3042 - MEDIUM
 UNI3043 - LARGE
 UNI3044 - X LARGE
 UNI3045 - XX LARGE
 UNI3046 - XXX LARGE

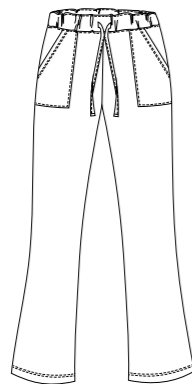
CHEF TROUSERS - CARGO

Poly cotton cargo trousers with 5cm pliable elastic band for comfort. Double stitching reinforced seams, and bar tacked throughout. Mock fly and spacious thigh styling. Two side leg cargo pockets with velcro flap closure and two back pockets. These pants offer functionality and comfort, providing the professional chef with the styling required in a busy kitchen.



BLACK
 UNI2030 - X SMALL
 UNI2031 - SMALL
 UNI2032 - MEDIUM
 UNI2033 - LARGE
 UNI2034 - X LARGE
 UNI2035 - XX LARGE
 UNI2036 - XXX LARGE

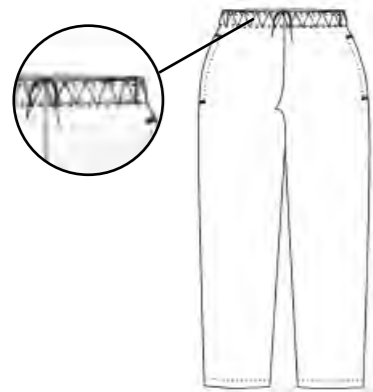
BAGGY TROUSERS - DRAW CORD - LADIES



BLACK
 UNI6030 - X SMALL
 UNI6031 - SMALL
 UNI6032 - MEDIUM
 UNI6033 - LARGE
 UNI6034 - X LARGE
 UNI6035 - XX LARGE
 UNI6036 - XXX LARGE

BAGGIES - DRAW CORD

NEW



BLACK
 UNI7040 - X SMALL
 UNI7041 - SMALL
 UNI7042 - MEDIUM
 UNI7043 - LARGE
 UNI7044 - X LARGE
 UNI7045 - XX LARGE
 UNI7046 - XXX LARGE

BIB APRONS - STRIPED



FULL BIB - BLUE
 UNI4017 - BUTCHERS APRON
 UNI4024 - BUTCHERS APRON - VALUE
BLACK
 UNI4038 - PIN STRIPE
 UNI4039 - CHALK STRIPE

BIB APRON
 POLY COTTON WITH TWO DIVISIONS POCKET




Chalk Stripe



Pin Stripe

BLOOD AND FAT APRON



WHITE PVC
 UNI4040
 90 X 120CM

TUXEDO APRONS



Poly cotton with two divisions pocket

BLACK
 UNI4031


NEW



DENIM
 UNI9004



FULL BIB APRONS



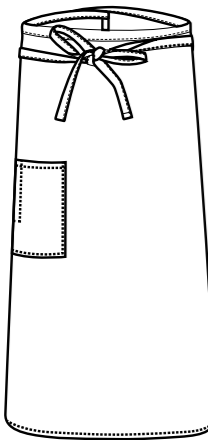
Poly cotton bib aprons with curved pockets

BLACK
UNI4018
WHITE
UNI4019



DENIM
UNI9003

BISTRO APRONS



Poly cotton with two divisions pocket

BLACK
UNI4022
WHITE
UNI4023



DENIM
UNI9002

BAR APRONS



BLACK
UNI4020
WHITE
UNI4021



DENIM
UNI9001

HOUSEKEEPING UNIFORM 3PC - LADIES

Poly cotton short sleeve ladies three-piece navy blue with white collar, sleeve pin-ups, v-front apron framed overall. Consists of overall, apron and head piece.



NAVY AND WHITE

UNI5030 - X SMALL
UNI5031 - SMALL
UNI5032 - MEDIUM
UNI5033 - LARGE
UNI5034 - X LARGE
UNI5035 - XX LARGE
UNI5036 - XXX LARGE



CHEF HATS



CHEFS HAT
UNI5016
POLY COTTON



SKULL CAP
UNI5013
BLACK
TIE AT BACK



WHITE BEANIE
UNI5014
WHITE
POLY COTTON



BLACK BEANIE
UNI5015
BLACK
POLY COTTON



EZI BREATHE HAT
UNI5018
WHITE
WITH VELCRO



EZI BREATHE HAT
UNI5019
BLACK
WITH INTERNAL SWEAT BAND AND ELASTIC BACK

NECK TIE



TRIANGLE
UNI5010
WHITE



DISPOSABLES

FEATURES

- Ideal for delis, industrial kitchens and serving areas for hygienic purposes
- Used in the handling of food to prevent contamination of food
- Easily disposable allowing employees to use new aprons, gloves and mop caps, daily or with every application



SHOE COVERS
UDS0001
 BLUE
 PACK OF 100



SLEEVE PROTECTOR
UDS1001
 PACK OF 100



CHEF HAT
UDC0002
 PACK OF 50



MOP CAPS
PACK OF 100

UDC2001	●
UDC0001	●
UDC1001	●
UDC3001	●
UDC4001	●



DISPOSABLES

GLOVES



DELI GLOVES
UDG0001
 PACK OF 100



DELI GLOVES - BLUE
UDG0002
 PACK OF 100



INDUSTRIAL HEAVY DUTY GLOVES
UDG1001



NITRILE POWDER FREE GLOVES
UDN0001
 MEDIUM - BLUE
 PACK OF 100



LATEX GLOVES
UDL0001
 POWDER FREE
 PACK OF 100



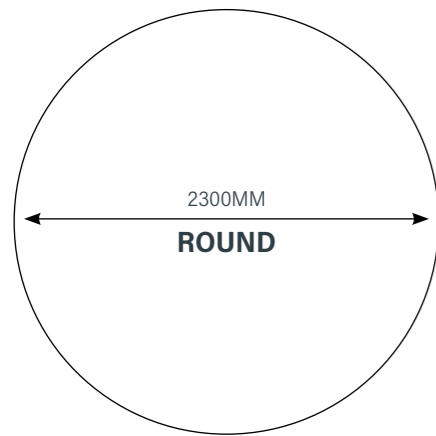
DISPOSABLE VINYL GLOVES
UDV0001
 POWDER FREE
 PACK OF 100



APRON
UDA0001
 PACK OF 100
 10 MICRONS

TABLE CLOTHS - WHITE

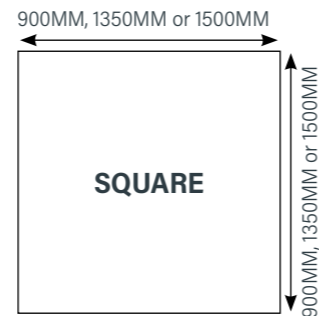
Our ChefEquip table linen is made from the finest 65% polyester/35% cotton blend fabrication. Our fabric is durable and has been extensively tested and proven to maintain quality and shape after extensive laundry services. We guarantee high quality manufacturing.



2300MM
UNT2300

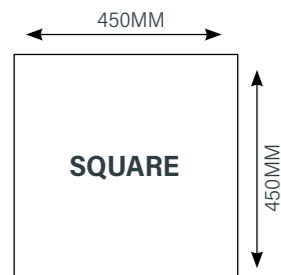


1350 X 2300MM
UNT1500

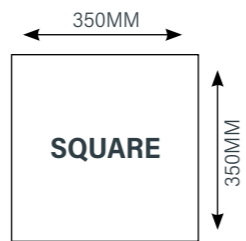


900 X 900MM
UNT0900
1350 X 1350MM
UNT1350
1500 X 1500MM
UNT5150

NAPKINS - WHITE



450 X 450MM
UNN0450
PACK OF 24



350 X 350MM
UNN0350
PACK OF 24



Buffetware & Serveware

Enhance any dining presentation with our ranges from world class brands such as Tiger, Infinity and Efaq. Our ranges offer both contemporary and classic designs that are beautiful and functional.

Section Index

Boards - Melamine/Granite/Wood	365 - 366	Holloware Vienna Range	348
Bowls - Efaq	364	Ice Buckets, Stand & Tong	345
Bread Baskets	334, 358 - 359	Induction Hob & Stands	326
Bubble Trays & Domes	354 - 355	Induction Lid	328
Butter Bell	349	Induction Remote Control	326
Cake Stands & Domes	338, 347, 355, 359, 360, 365	Induction Silicone Pad	326
Carvery Stations	349	Inserts - Melamine	367
Cereal Dispensers	331, 337, 339, 344, 353	Inserts - Porcelain	322, 325, 327, 332, 344
Chafer Elements/Heaters	322, 326 - 328, 342	Inserts - S/Steel	322, 325, 329, 341,
Chafer Stacking Trolley & Cover	322	Inserts - Silicone	367
Chafing Dishes & Stands	321, 323 - 324, 327 - 329, 341, 350 - 352	Inserts - Slim Pans	367
Chafing Fuel	352	Juice Dispensers	331, 335, 339, 343, 353
Chafing Fuel Burner Holder	325, 352	Milk Dispenser	331, 335, 344
Coffee Pots S/Steel	336	Mini Sauce/Chafing Dishes	327
Coffee Urns	335, 343	Mini Serveware	355 - 357
Cold Display Accessories	330	Oil & Vinegar Bottles	346
Cold Displays	330	Platters - Melamine	365
Condiment Stands	340, 346 - 347	Punch Bowls	340, 345, 359
Confectionary Funnel	345	Rectangular Trays	366
Croissant Warmer	349	Room Service Trolley & Hot Food Warmer	340
Display Baskets & Stands	361 - 362	Salad Bowls	359
Display Clips - Plastic	358	Serving Boards - Wooden	363
Display Stands	365	Serving Spoon Holders	323 - 324
Displayware - ABS	354	Serving Stands, Bowls & Plates	368
Displayware - Rustic Inspiration		Serveware	353, 358, 363
Wood Range	360 - 363	Shot Glasses	338
Dome Cloches	346, 359	Snack Tray	346
Domes & Cake Stands	360	Soup Stations	327, 342, 352
Domino Range	331 - 334	Step Risers	339, 354
Drainage Grids	325	Step Risers Display - ABS	354
Fruit & Pastry Stands	338	Table No. Stands	347
Fruit Dispenser	337	Tea Urn	336
Happy Spoon	349	Trays Rectangular S/Steel	348
Heating Lamps	333, 339	Treasure Stand Set	338
		Wood & Lucite Trays	339

CHAFING DISHES

EURI



ROUND ROLL TOP CRE0001

DIMENSIONS : 515 X 497 X 468MM
CAPACITY : 6.5LT



Warm



Dripless



Hydraulic motion



RECTANGULAR ROLL TOP CDE0008

DIMENSIONS : 667 X 488 X 452MM
CAPACITY : 8LT



Warm



Dripless



Hydraulic motion

IBIS



ROUND ROLL TOP CRI0002

DIMENSIONS : 515 X 518 X 470MM
CAPACITY : 6.5LT



Warm



Dripless



Hydraulic motion



Stackable



RECTANGULAR ROLL TOP CDI0008

DIMENSIONS : 667 X 485 X 452MM
CAPACITY : 8LT



Warm



Dripless



Hydraulic motion



Stackable



STACKABLE UP
TO 5 CHAFERS



STACKABLE UP
TO 5 CHAFERS

Note

Euri and ibis heating elements - refer to page 342



5 REASONS WHY

- High quality buffetware since 1996
- Designed, engineered and manufactured through quality control
- Parts are repairable and replaceable
- Highest quality stainless steel material & exceeds all rigid quality standards
- Extensive references with prestigious clients

Infiniti

5 REASONS WHY

- Durable 18/10 Stainless Steel for long term use
- Long established brand with the latest innovations
- Highest quality and sophisticated design
- Provider of professional equipment for hotels and the catering industry
- Ensuring availability of replacement are our priority

Global

5 REASONS WHY

- Established brand since 2009
- Extensive range of value products
- Solutions for front and back of house
- Products for the everyday rigor of a commercial kitchen
- Continuous improvement and expansion of the range

Efay

5 REASONS WHY

- 30 years of experience in buffetware and servingware
- High-quality materials
- Food safety
- High durability
- Stackability

Electro Chef

5 REASONS WHY

- Trusted quality and value
- A wide variety of options
- Products that offer confidence to any establishment
- Functional products with modern designs
- Continuous range expansion to meet changing needs

EURI/IBIS ACCESSORIES



INSERT ROUND 1 DIV
IRP0388
 PORCELAIN
 DIMENSIONS : 388 X 66MM
 CAPACITY : 5LT



INSERT ROUND 2 DIV
IRP1388
 PORCELAIN
 DIMENSIONS : 388 X 70MM
 CAPACITY : 4LT



INSERT FULL
IFP1065
 PORCELAIN
 DIMENSIONS : 534 X 329 X 63MM
 CAPACITY : 7LT



INSERT HALF
IHP0065
 PORCELAIN
 DIMENSIONS : 267 X 329 X 63MM
 CAPACITY : 4LT

INSERT THIRD
IPT0065
 PORCELAIN
 DIMENSIONS : 178 X 329 X 63MM
 CAPACITY : 2LT



INSERT ROUND
IRS0350
 S/STEEL
 DIMENSIONS : 383 X 66MM
 CAPACITY : 6.5LT



ELECTRIC HEATER PLATE
CDE0003
 DIGITAL CONTROLLER
 AND TEMP SENSOR
 DIMENSIONS : 235 X 200 X 37MM
 POWER : 230V - 50Hz - 470W

Note
 Compatible with oblong and round
 Roll top chaffing dishes



INSERT ROUND HALF
IRS1387
 S/STEEL
 DIMENSIONS : 385 X 68MM
 CAPACITY : 2.7LT

CHAFFER STACKING TROLLEY

FEATURES

- Stacks 5 chafers on each side in total 10 chafers



TROLLEY - IBIS
CST1001
 DIMENSIONS : 980 X 695 X 1546MM

STACKING TROLLEY PVC COVER IBIS
STC1000

Note
 Chafers not included



STACKABLE UP TO 5 CHAFERS




INDUCTION CHAFING DISHES

SMART W



ROUND WITH GLASS LID
CIR2065
 DIMENSIONS : 440 X 490 X 195MM
 CAPACITY : 6.5LT




STAND ROUND
CIS1002
 DIMENSIONS : 350 X 440 X 140MM

Note
 Burner included



SQUARE WITH GLASS LID
CIS1055
 DIMENSIONS : 410 X 440 X 180MM
 CAPACITY : 5.5LT



STAND SQUARE
CIS1003
 DIMENSIONS : 405 X 455 X 140MM

Note
 Burner included



SERVING SPOON HOLDER
CIS0001

Note
 Spoon not included



SERVING SPOON HOLDER
CIS0001

Note
 Spoon not included




INDUCTION CHAFING DISHES

SMART W



RECTANGULAR WITH GLASS LID
CIR0008
 DIMENSIONS : 581 X 435 X 210MM
 CAPACITY : 8LT



SERVING SPOON HOLDER
CIS0001

Note
 Spoon not included



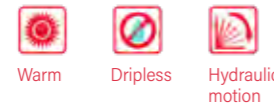
STAND RECTANGULAR
CIS1004
 DIMENSIONS : 565 X 440 X 140MM

Note
 Burners included

SMART



ROUND WITH GLASS LID
CIR0065
 DIMENSIONS : 435 X 505 X 202MM
 CAPACITY : 6.5LT



SERVING SPOON HOLDER
CIR0001




STAND ROUND
CIS0002
 DIMENSIONS : 410 X 295 X 150MM

Note
 Burner included



SQUARE WITH GLASS LID
CIS0055
 DIMENSIONS : 453 X 407 X 195MM
 CAPACITY : 5.5LT



STAND SQUARE
CIS0003
 DIMENSIONS : 415 X 353 X 150MM

Note
 Burner included



SERVING SPOON HOLDER
CIS1001



SMART /SMART W ACCESSORIES



INSERT ROUND
IRP0388
 PORCELAIN
 DIMENSIONS : 388 X 66MM
 CAPACITY : 5LT



INSERT ROUND 2 DIV
IRP1388
 PORCELAIN
 DIMENSIONS : 388 X 70MM
 CAPACITY : 4LT



INSERT ROUND - 3 DIV
IRP2388
 PORCELAIN
 DIMENSIONS : 388MM
 CAPACITY : 3LT



INSERT GN2/3
IPO0005
 PORCELAIN
 DIMENSIONS : 329 X 355 X 63MM
 CAPACITY : 3LT



INSERT GN2/3 - 2 DIV
ITP1000
 PORCELAIN
 DIMENSIONS : 329 X 355 X 63MM
 CAPACITY : 3LT



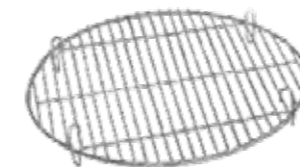
INSERT ROUND
IRS0350
 S/STEEL
 DIMENSIONS : 383 X 66MM
 CAPACITY : 6.5LT



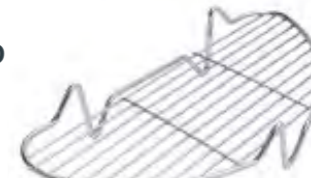
INSERT ROUND 1/2 LARGE
IRS1387
 S/STEEL
 DIMENSIONS : 385 X 68MM
 CAPACITY : 2.7LT



FOOD PAN INSERT
FPI0001
 S/STEEL : GN2/3
 DIMENSIONS : 335 X 325 X 65MM
 CAPACITY : 5.5LT



DRAINAGE GRID ROUND
DGR0310
 DIMENSIONS : 310MM



DRAINAGE GRID ROUND 1/2
DGR0155
 S/STEEL



DRAINAGE GRID GN2/3
DGR0001
 S/STEEL



FUEL HOLDER CUP
FHC0001
 S/STEEL

INDUCTION HOB AND STANDS



HOB TOUCH PANEL

IHT0001
(1.0KW, BUILT-IN)
POWER : Output power
1000W as max
FREQUENCY : 50Hz
DIMENSIONS : 355 x 355 x 72MM



ANTI SKID SILICONE PAD

ASP0001
SIZE : 265MM Diameter
MATERIAL : Silicone
COATING : Front: Silky coating
BACK : Non-slip coating
FRONT : Matt embossed
soft finishing
BACK : Glossy finish



STAND SQUARE

IHS1001
S/STEEL
DIMENSIONS : 417 X 459 X 85MM



STAND RECTANGULAR

IHS1002
S/STEEL
DIMENSIONS : 458 X 576 X 84MM



MINI INDUCTION

CST0001
DIMENSIONS : 360 X 360 X 174MM
WEIGHT : 3.95KG

Note

Induction warmer not included



CHAFFER SPRING HEATER

CSH0001
VOLTAGE : 220V - 230V - 400W



REMOTE CONTROL

IHT0002



URN

SMART W



SOUP URN WITH GLASS LID

SSU0010
DIMENSIONS : 474 X 434 X 303MM
CAPACITY : 10LT



ROUND STAND

SRS0002
DIMENSIONS : 300 X 420 X 140MM

Note

Including burner

MINI SAUCE/CHAFING DISH



MINI ODIN

CDM0002
DIMENSIONS : 235 X 235 X 310MM
CAPACITY : 800ML

Note

Porcelain tray included



MINI

CDM0001
DIMENSIONS : 270 X 270 X 310MM
CAPACITY : 800ML

Note

Porcelain tray included



INSERT ROUND MINI PORCELAIN

IRM0208
DIMENSIONS : 208MM
CAPACITY : 800ML



CHAFFER SPRING HEATER

CSH0001
VOLTAGE : 220V - 230V - 400W




INDUCTION CHAFING DISHES

T-COLLECTION


**SQUARE WITH
GLASS LID**
CIS3055

MATERIAL : S/STEEL
 DIMENSIONS : 395 X 429.5 X 176.5MM
 CAPACITY : 5.5LT
 WEIGHT : 7.5KG



SQUARE STAND
CIS1005

MATERIAL : S/STEEL
 DIMENSIONS : 465 X 372 X 251MM
 WEIGHT : 3.92KG

Note
 Magnetic burner included



**ROUND WITH
GLASS LID**
CIR3065

MATERIAL : S/STEEL
 DIMENSIONS : 420 X 484.5 X 155.5MM
 CAPACITY : 6LT
 WEIGHT : 7.6KG


ROUND STAND
CIS1006

MATERIAL : S/STEEL
 DIMENSIONS : 500 X 456 X 244MM
 WEIGHT : 3.8KG

Note
 Magnetic burner included


**MAGNETIC
INDUCTION LID**
MID1000
 FOR (IWR0001)

**INDUCTION
WARMER**
IWR0001
 (200W)


INDUCTION CHAFING DISHES

ARTISAN COLLECTION



INDUCTION BOTTOM

SQUARE CHAFER
CIS4045

WITH WOODEN HANDLE
 MATERIAL : ALUMINIUM BODY
 DIMENSIONS : 460 X 280 X 206MM
 CAPACITY : 4.5LT


INSERT SQUARE PAN
ISS0003

MATERIAL : S/STEEL
 DIMENSIONS : 340 X 66 X 65MM
 CAPACITY : 4.5LT



PARKED POSITION

ROUND CHAFER
CIR4045

WITH WOODEN HANDLE
 MATERIAL : ALUMINIUM BODY
 DIMENSIONS : 449 X 330 X 209MM
 CAPACITY : 4.5LT


INSERT ROUND PAN
IRS0002

MATERIAL : S/STEEL
 DIMENSIONS : 328 X 66MM
 CAPACITY : 4.5LT



COLD DISPLAYS



SWATCH
CDU0001
S/STEEL
POLYCARBONATE, COVER
608 X 433 X 284MM

Note
2 ice packs included



HI-LINE
CDU0002
S/STEEL
POLYCARBONATE, COVER
596 X 416 X 285MM

Note
2 ice packs included



T-COLLECTION WOOD (GN1/1)
CDT0004
530 X 325 X 160MM

Note
2 ice packs included



COLD DISPLAY ACCESSORIES



DOME COVER POLYCARBONATE
DCP0002
575 X 354 X 217MM



DISPLAY TRAY RECTANGULAR GN1/1
CDT0001
S/STEEL - 526 X 325 X 16MM



PORCELAIN TRAY DISPLAY GN1/1
CDT0025
500 X 306 X 33MM



PORCELAIN TRAY DISPLAY GN1/2
CDT1025
250 X 306 X 33MM



ICE PACK
CDI1001
250 X 200 X 30MM



MODULAR BUFFET SYSTEM

DOMINO



JUICE DISPENSER
DJD0035
CAPACITY : 3.7LT
DIMENSIONS : 250 X 330 X 434MM



MILK DISPENSER
DMD0005
CAPACITY : 5LT
DIMENSIONS : 250 X 324 X 458MM



CEREAL DISPENSER SINGLE
DCD0037
CAPACITY : 3.7LT
DIMENSIONS : 250 X 264 X 621MM



MODULAR BUFFET SYSTEM ACCESSORIES

DOMINO



DISH STAND ROUND
DDS0250
250 X 250 X 103MM



DISH STAND ROUND
DDS0350
350 X 350 X 103MM



INSERT ROUND
IRP0328
PORCELAIN
DIMENSIONS : 328 X 70MM
CAPACITY : 3.5LT



INSERT ROUND - 2 DIV
IRP1388
PORCELAIN
DIMENSIONS : 388 X 66MM
CAPACITY : 4LT



EXTENDIBLE LEGS
DEL0004
4 PIECE SET



WOODEN TRAY ROUND
DWT0350
350MM



MARBLE TRAY ROUND
DMT0350
350MM



MODULAR BUFFET SYSTEM ACCESSORIES

DOMINO



HEATING LAMP WITH CLAMP
DHL1000
176 X 350 X 657MM

Note
Bulb not included



MR TAG
MTS0012
120MM
S/STEEL



FOOD TAG - TWIN ARM
FTT0150
S/STEEL
157MM



SERVING FORK
DSF0260
280MM
SERVING SPOON
DSS0260
280MM



RECTANGULAR COMPLETE MODULAR

DOMINO



COLD DISPLAY W/O DOME COVER
DCD2002
615 X 350 X 103MM

Note
2 ice packs included



BREAD CUTTING BOARD ON STAND
DBC0001
615 X 350 X 116MM



BREAD BASKET COMPLETE
DBB0001
615 X 355 X 297MM



BREAD BASKET
DBB0004
490 x 305 x 100MM



DOME COVER POLYCARBONATE
DCP0002
575 X 355 X 216MM



COLD DISPLAY AND COVER
DCD1001
615 X 355 X 297MM

Note
2 ice packs included



ICE PACK
CDI1001
255 X 200MM



DISH STAND GN1/1 RECTANGULAR
DDS1010
S/STEEL
615 X 350 X 101MM



WOODEN TRAY GN 1/1 RECTANGULAR
DWT0550
527 X 321 X 28MM



BREAD CUTTING BOARD RECTANGULAR
DBC0002
526 X 325 X 28MM



TRAY DISPLAY GN1/1 POLYCARBONATE
CDT0025
500 X 306 X 33MM



TRAY DISPLAY GN1/2 POLYCARBONATE
CDT1025
252 X 306 X 33MM



DISPLAY TRAY GN1/1 RECTANGULAR
CDT0001
S/STEEL
526 X 325 X 16MM



MARBLE TRAY GN1/1 RECTANGULAR
DMT0550
525 X 325 X 22MM



DISPENSERS

ODIN



JUICE DISPENSER 3.7LT
JDO0037
DIMENSIONS : 325 X 200 X 460MM



JUICE DISPENSER 7LT
JDO0007
DIMENSIONS : 325 X 195 X 560MM



MILK DISPENSER WITH ICE CORE 5LT
MDO0005
DIMENSIONS : 325 X 200 X 430MM



EURI



JUICE DISPENSER 7LT
JDE0007
DIMENSIONS : 285 X 285 X 590MM

OTHER ORDER CODES
DRIP TRAY
XJDO0003



COFFEE URN 12LT
CUE0012
DIMENSIONS : 315 X 315 X 575MM

OTHER ORDER CODES
DRIP TRAY
XJDO0003



WOODEN BASE



MILK DISPENSER 5LT
MDR0005
DIMENSIONS : 335 X 192 X 460MM



JUICE DISPENSER 3.8LT
JDR0038
DIMENSIONS : 344 X 223 X 490MM



TEA URN

SAMOVAR

FEATURES

- Samovar electric tea urn
- 5LT capacity
- 1.3LT tea pot included
- 18/10 S/Steel - mirror polished



TEA URN ELECTRIC STU0005

VOLTAGE : 220V

OTHER MODELS ARE AVAILABLE
3LT to 15LT capacity S/Steel or gold finish

Note

Available on request

- Automatic switch off element
- Energy saving keep-warm function
- Boil-dry protection - automatic shut-off
- Tap with lime filter



S/STEEL COFFEE POTS



VACUUM THERMO JUG

- JVT0400 - 400ML
- JVT0700 - 700ML
- JVT1000 - 1000ML
- JVT1500 - 1500ML



CEREAL DISPENSERS



SINGLE

CDS0037

S/STEEL

POLYCARBONATE CYLINDER

DIMENSIONS : 265 X 200 X 595MM

CAPACITY : 3.7LT



DOUBLE

CDD0074

S/STEEL

POLYCARBONATE CYLINDER

DIMENSIONS : 215 X 310 X 595MM

CAPACITY : 7.4LT



TRIPLE

CDT0011

S/STEEL

POLYCARBONATE CYLINDER

DIMENSIONS : 265 X 265 X 595MM

CAPACITY : 11LT



FRUIT DISPENSER

SWIVEL

FDS0001

S/STEEL

DIMENSIONS : 328 X 565MM



FRUIT, PASTRY AND CAKE STANDS



FRUIT STAND 1 - TIER
FTS0001
 DIMENSIONS : D325 X H200MM



FRUIT STAND 3 - TIER
FTS0003
 DIMENSIONS : D375 X H530MM



TEA CAKE STAND 3 - TIER
TCS0027
 DIMENSIONS : L256 X W256 X H421MM

Note
 27CM plates not included



PASTRY STAND 3 - TIER
PTS0003
 DIMENSIONS : D438 X H495MM



NEW

SWIVEL

SWIVEL HIGH TEA STAND
TST0003
 DIMENSIONS : 368 x 202 x 428MM
 WEIGHT : 2.17KG

Note
 Plates not included

FEATURES

- S/Steel spiral stands with solid wood base - with back marble laminate
- 3 changeable heights for multiple display options
- 36 shooter glasses (excluded)



TREASURE STAND SET COMPLETE
TSS0001

- BASE STAND : 400 X 400 X 55MM
- SPIRAL STAND X 12 - 18CM
- SPIRAL STAND X 12 - 24CM
- SPIRAL STAND X 12 - 30CM

Note
 Glasses not included

SHOOTER GLASS 48 UNITS

- BRI.57110**
 CAPACITY : 7ML
- BRI.69249**
 CAPACITY : 44ML



T - COLLECTION

STEEL RISER



VINTAGE THREE STEP RISER GNI/1
TSR0003

BRONZE
 DIMENSIONS : 590 X 325 X 403MM
 WEIGHT : 4.09KG

WOOD TRAY



STACKABLE

GRAY ASH
WDT0040

DIMENSIONS : 530 X 325 X 40MM
 WEIGHT : 1.00KG



CEREAL DISPENSER CONTAINER



2LT x 3 (6 LT)
CDT0003

DIMENSIONS : 530 X 162 X 278MM
 WEIGHT : 3.95KG

LUCITE TRAY



ICE WHITE
TLT0530

DIMENSIONS : 530 X 325 X 75MM
 WEIGHT : 3.16KG

HEATING LAMP STAND



GOOSENECK 2-LIGHT VINTAGE
HLT0760

RATING : 110V, 250W/230V, 375W (max)
 DIMENSIONS : 304 X 474 X 761MM
 WEIGHT : 7.45KG

JUICE DISPENSER



SQUARE 7LT
JDS0007

DIMENSIONS : 286 X W392 X 399MM
 WEIGHT : 5.55KG



CONDIMENT SET



4 JARS + SPOONS + TRAY
CSS4000
 DIMENSIONS : 360 X 110 X 107MM
 WEIGHT : 1.47KG

PUNCH BOWL



20LT
PBS0020
 446 X 276MM

14LT
PBS0014
 375 X 247MM

ROOM SERVICE TROLLEY AND HOT FOOD WARMER



ROOM SERVICE TROLLEY ROYAL
RST1002
 MELAMINE COATED POLYWOOD, COATED FOLDABLE
 LEGS TIP-UP AND STACKABLE STRUCTURE
 DIMENSIONS : 1200 X 980 X 750MM



HOT FOOD WARMER THERMO CONTROLLED
HFW0001
 DIMENSIONS : 390 X 370 X 495MM
 VOLTAGE : 230V
 TEMPERATURE : MAX 70°C



ROLL TOP CHAFING DISHES

FEATURES

- Heavy gauge 18/10 corrosion resistant S/Steel
- Polished mirror finish
- Unit comes complete with S/Steel 65MM insert, water pan and holder for Global Chafing Fuel
- Clutch system prevents unexpected lid closure
- Ventilation holes reduce condensation
- Detachable cover for easy handling and cleaning
- Two way heating, fuel or heating element
- Water return - water channel on the lid directs condensation into the water pan

CLASSIC



ROUND
CRI1330 - 330MM
CRI1380 - 380MM



RECTANGULAR
CRI1001

Note

Use the Infiniti 'round' electric heating element which can easily be fitted to each chafer as an alternative to Global Chafing Fuel

CONTEMPORARY



ROUND
CRI0330 - 330MM
CRI0380 - 380MM



RECTANGULAR
CRI0001

Note

Use the Infiniti 'rectangular' electric heating element which can easily be fitted to each chafer as an alternative to Global Chafing Fuel

INSERTS FOR CHAFERS - ROUND



HALF
IIR1380
 190 X 65MM - S/STEEL



FULL
IIR0330 - 330 x 65MM - S/STEEL
IIR0380 - 380 x 65MM - S/STEEL

Note

Gastronorm porcelain and S/Steel inserts fit Infiniti chafers perfectly

CHAFING DISH ELEMENTS

FEATURES

- Infiniti heating elements are available for the round and rectangular chafing dishes as well as the soup tureens



ROUND ELEMENT
CDB0004
550W



RECTANGULAR ELEMENT
CDB0003
600W



SOUP TUREENS

FEATURES

- Heavy gauge 18/10 corrosion resistant S/Steel
- Polished mirror finish
- Unit comes complete with S/Steel insert, water pan and holder for Global Chafing Fuel
- Sleek and elegantly designed S/Steel handles
- Available with 'Contemporary' modern leg design in S/Steel finish or 'Classic' timeless leg design with chrome plated finish
- Soup tureen can be filled in the kitchen, then taken to the buffet
- Two way heating, fuel or heating element
- For best results, preheat tureen



CLASSIC 10LT
ST11010



CONTEMPORARY 10LT
ST10010

Note

Use the Infiniti electric heating element which can easily be fitted to each soup tureen as an alternative to Global Chafing Fuel



COFFEE URNS

FEATURES

- Heavy gauge 18/10 corrosion resistant S/Steel
- Polished mirror finish
- Unit comes complete with S/Steel insert, water pan and holder for Global Chafing Fuel
- Completely detachable faucet
- Available with 'Contemporary' modern leg design in S/Steel finish or 'Classic' timeless leg design with chrome plated finish
- Two way heating, fuel or heating element
- Features all S/Steel faucet, which is NSF listed and lead cadmium free



CLASSIC 6LT
CUI1006



CONTEMPORARY 6LT
CUI0006

Note

Coffee must first be brewed at a normal temperature of 92°C then poured into the coffee urn for buffet serving. To maintain serving temperature apply heat source immediately. For best results, preheat urn.

JUICE DISPENSERS

FEATURES

- 18/10 S/Steel
- Unit comes complete with cover, ice tube and transparent food grade container
- Ice tube filled with ice keeps beverage cold
- All S/Steel faucet which is NSF listed and Lead Cadmium free
- Good for outdoors where there is no electricity
- Cover protects juice from bees, flies and insects
- Available with 'Contemporary' modern leg design in stainless steel finish or 'Classic' timeless leg design
- Easy to clean residue pulp by unscrewing the faucet cap



CLASSIC 7LT
JDI1007



CONTEMPORARY 7LT
JDI0007

Note

Ice tube can be refilled with ice to keep juice chilled for the duration of a buffet breakfast



CEREAL DISPENSER

FEATURES

- Heavy gauge 18/10 S/Steel
- Polished mirror finish
- Good portion control, dispenses cereal to requirements
- Unit complete with lid, oblong base and food grade container



7LT
CDI0007

MILK PAIL

FEATURES

- Heavy gauge 18/10 S/Steel
- Polished mirror finish
- Resembles farm milk pail
- Can be used for hot or cold milk as the urn is insulated
- Refillable ice tube keeps milk chilled



5LT
MPI0005

Note

Ice tube can be refilled with ice to keep milk chilled for the duration of a buffet breakfast

PUNCH BOWL

FEATURES

- Heavy gauge 18/10 corrosion resistant S/Steel
- Polished mirror finish that is maintenance free



WITH RIM
PBI0015
15LT

CONFECTIONARY FUNNEL

FEATURES

- Heavy gauge 18/10 corrosion resistant S/Steel
- For liquids, melted substances, etc. Supplied with 2 nozzles and stand
- Volume approx 1300ML



FUNNEL & STAND COMPLETE
ICF0001

ICE BUCKET AND TONGS

FEATURES

- Heavy gauge 18/10 corrosion resistant S/Steel
- Polished mirror finish



ICE BUCKET DOUBLE WALL
IBI0012
1.2LT

- Double walled ice bucket keeps ice from melting over longer periods of time
- Ideal for room service

INSERTS FOR CHAFING DISHES

FEATURES

- Porcelain inserts offer a more presentable alternative to the traditional S/Steel
- Food retains original colouring throughout the buffet serving
- High quality gastronorm porcelain inserts



INSERT GN1/1
PORCELAIN
IFP1065
65MM



INSERT GN2/3
PORCELAIN
ITP1165
65MM



INSERT GN1/2
PORCELAIN
IHP1065
65MM



INSERT GN1/3
PORCELAIN
ITP1065
65MM

ICE BUCKETS

FEATURES

- Heavy gauge 18/10 corrosion resistant S/Steel
- Polished mirror finish
- Bevelled plinth design



1 BOTTLE
IBI0048
4.8LT
2 BOTTLES
IBI0065
6.5LT

ICE BUCKET STAND

FEATURES

- Heavy gauge 18/10 corrosion resistant S/Steel
- Polished mirror finish
- For use with IBI0048 and IBI0065



BUCKET
ISI0196
198MM
STAND
ISI0220
220MM

VINEGAR AND OLIVE OIL SET

FEATURES

- Heavy gauge 18/10 corrosion resistant S/Steel
- Polished mirror finish that is maintenance free



VINEGAR AND OLIVE OIL SET
IVO0001

Note

Available on request only

JAM/CONDIMENT STATION

FEATURES

- Heavy gauge 18/10 corrosion resistant S/Steel
- Polished mirror finish that is maintenance free



CLASSIC
IJS0003
492 X 120 x 163MM
CAPACITY 280ML

SNACK TRAY

FEATURES

- Heavy gauge 18/10 corrosion resistant S/Steel
- Polished mirror finish that is maintenance free



3 PIECE
ISN0001
177 X 190 X 58MM

DOME CLOCHES

FEATURES

- Heavy gauge 18/10 corrosion resistant S/Steel
- Polished mirror finish that is maintenance free



IDC0158 - 158MM
IDC0210 - 210MM
IDC0252 - 252MM

Note

Available on request only



STANDS

FEATURES

- Heavy gauge 18/10 corrosion resistant S/Steel
- Polished mirror finish that is maintenance free



CAKE STAND 3 - TIER
ICS0003
670MM (H)
258MM TRAY
385MM TRAY
512MM TRAY



CAKE STAND 2 - TIER
ICS1002
211MM (H)
125MM TRAY
158MM TRAY

FEATURES

- Heavy gauge 18/10 corrosion resistant S/Steel
- Polished mirror finish
- 3 Tier stands make for elegant display
- Removable trays



TEA STAND 'BRISTOL'
3 TIER
TSB0003 - 140MM TRAYS
TSB1003 - 230MM TRAYS

FEATURES

- Heavy gauge 18/10 corrosion resistant S/Steel
- Polished mirror finish



CAKE STAND 'BRISTOL'
CSB0306 - 306MM TRAY
CSB0355 - 355MM TRAY

FEATURES

- Heavy gauge 18/10 corrosion resistant S/Steel
- Polished mirror finish that is maintenance free



JAM / HONEY STAND
IJS0001

Note

Stand only

FEATURES

- Heavy gauge 18/10 corrosion resistant S/Steel
- Polished mirror finish that is maintenance free



TABLE NO. STAND

ITS0060 - 60MM
ITS0127 - 137MM
ITS0190 - 190MM
ITS0290 - 290MM
ITS0460 - 460MM

HOLLOWARE

FEATURES

- Heavy gauge 18/10 corrosion resistant S/Steel
- Polished mirror finish
- Bevelled plinth design

VIENNA



COFFEE POT
CPV0500 - 500ML
CPV0900 - 900ML



TEA POT
TPV0600 - 600ML
TPV0900 - 900ML



COVERED SERVER
CSV0600 - 600ML
CSV0900 - 900ML



CREAM JUG
CJV0150 - 150ML
CJV0230 - 230ML
WATER PITCHER
WPV1600 - 1600ML



SUGAR BOWL
SBV0280
280ML



BRISTOL



CREAM JUG WITH LID
CJB1230
230ML



TEA POT
TPB2600 - 600ML
TPB1200 - 1200ML



CREAM JUG
CJB1150
150ML



SUGAR BOWL
SBB0230
230ML



OVALINA



SUGAR BOWL
SBO0300
300ML

TRAYS RECTANGULAR



VIENNA
TRV0458 - 573 X 333MM
TRV0558 - 686 X 425MM
TRV0656 - 790 X 501MM



BUTTER BELL

FEATURES

- Heavy gauge 18/10 corrosion resistant S/Steel
- Polished mirror finish that is maintenance free



BUTTER BELL WITH PORCELAIN HOLDER
IBB0090 - 90MM
OTHER ORDER CODES
PORCELAIN HOLDER
XIBB0090 - 90MM



CURVED
IHS0001

CROISSANT WARMER

FEATURES

- 18/10 S/Steel with high mirror finish
- Superb presentation for croissant and pastry
- Revolving container with dome cover
- Opens at 2 ends
- Heated by 3 to 6 tea-lights to keep warm



CROISSANT WARMER
CW10001

Note
Available on request only



FOR GENERAL LIGHTING
60W GLOBE - SCREW IN
XULM0063

FOR HEATING AND LIGHTING
250W GLOBE - SCREW IN
XPMK4025

CARVERY STATIONS

FEATURES

- Power: 220V
- 18/10 S/Steel
- Globe not included

- Easy lamp positioning with pivoting arms and thumb screw adjustments
- Dual and tri-lamp, removable base and reversible marble cutting board



2 LIGHT
IHL0002
610 X 456 X 710MM
OTHER ORDER CODES
BROWN GRANITE
CARVING BOARD
IHL1003

Note
Available on request only



3 LIGHT
IHL0001
610 X 456 X 710MM
OTHER ORDER CODES
BROWN GRANITE
CARVING BOARD
IHL1003

Note
Available on request only

INDUCTION CHAFING DISHES



SQUARE WITH GLASS LID

CDS4000
 CAPACITY : 5.5LT
 COMPOSITION : S/STEEL
 INSERT SIZE : GN2/3 INSERT
 LID : GLASS PANEL

OTHER ORDER CODE
SQUARE STAND
CDS4001

Note
 Stand sold separately



ROUND WITH GLASS LID

CDS4100
 CAPACITY : 6LT
 COMPOSITION : S/STEEL
 INSERT SIZE : 380MM INSERT
 LID : GLASS PANEL

OTHER ORDER CODE
ROUND STAND
CDS4101

Note
 Stand sold separately



RECTANGULAR WITH GLASS LID

CDS4200
 CAPACITY : 9LT
 COMPOSITION : S/STEEL
 INSERT SIZE : GN1/1 INSERT
 LID : GLASS PANEL

OTHER ORDER CODE
RECTANGULAR STAND
CDS4201

Note
 Stand sold separately



ROLLTOP CHAFING DISHES

GLASS LID

Polished finish. Roll back lid. Comes standard with burner holders and waterpan. Accommodates electric elements as well. Opens to 180°. Viewing glass lid to prevent heat loss when wanting to view contents. For best results use only Global Chafing Fuel - refer to pg 352 for order codes and sizes.



RECTANGULAR

CDS2001
 CAPACITY : 8.5LT
 DIMENSIONS : 660 X 480 X 420MM
 INSERT SIZE : 495 X 295 X 65MM

OTHER ORDER CODES
RECTANGULAR ELEMENT
CDB0003

Note
 Element not included



ROUND

CDS2002
 CAPACITY : 6.8LT
 DIMENSIONS : 520MM Diameter
 INSERT SIZE : 355 X 65MM

OTHER ORDER CODES
ROUND ELEMENT
CDB0004

Note
 Element not included

DELUXE

Durable quality for everyday use, suited for any buffet. Elegant, enhances the look of a buffet display. For best results use only Global Chafing Fuel - refer to pg 352 for order codes and sizes.



RECTANGULAR

CDS0007
 CAPACITY : 7.5LT
 DIMENSIONS : 630 X 360 X 400MM
 INSERT SIZE : 530 X 315MM



ROUND

CDS0005
 CAPACITY : 6.8LT
 DIMENSIONS : 460MM Diameter
 INSERT SIZE : 380MM

REGULAR

Polished finish. Roll back lid. Comes standard with burner holders. Opens to 180°. For best results use only Global Chafing Fuel - refer to pg 352 for order codes and sizes.



RECTANGULAR

CDS1006
 CAPACITY : 7.5LT
 DIMENSIONS : 630 X 370 X 400MM
 INSERT SIZE : 530 X 325MM



ROUND

CDS1007
 CAPACITY : 6.8LT
 DIMENSIONS : 460MM Diameter
 INSERT SIZE : 380MM

CHAFING DISHES

POLISHED S/STEEL

Comes standard with burner holders.
Create an elegant buffet setting with the mirror polished chafer.
Use only Global Chafing Fuel - refer to pg 352 for order codes and sizes.



RECTANGULAR
CDS1000
CAPACITY : 9LT
DIMENSION : 610 X 350 X 330MM
INSERT SIZE : 530 X 325MM



ROUND
CDS1001
CAPACITY : 3.7LT
DIMENSION : 330MM Diameter

S/STEEL - ROUND

Create an elegant buffet setting with this mirror polished chafer.
Comes standard with burner holders. Ideal for buffets - outside caterers.
Use only Global Chafing Fuel - refer below for order codes and sizes.



GLASS LID
CDS1004
CAPACITY : 3.7LT
DIMENSIONS : 350MM Diameter



SOUP STATION

9LT
CDS1003
CAPACITY : 9LT
DIMENSIONS : 300MM Diameter

CHAFING FUEL

FEATURES

- Global Chafing Fuel is the ideal heat source for the Infiniti Chafers
- Burning for over 2 ½ HR, depending on environment
- Global Chafing Fuel will not discolour the chafers as it burns with a clean blue flame
- Longer lasting, cleaner burning
- Spill resistant



CHAFING FUEL METHANOL
CFA0001
24 X 200G



CHAFING FUEL METHANOL
CFA0003
4 X 5LT

Note
For best results use only Global Chafing Fuel with Infiniti Chafers

JUICE DISPENSERS

CEREAL DISPENSERS



8LT
JDS8001

NEW



6LT
JDS7001

NEW



8LT
CDS5001



8LT X 2
JDS8002

NEW



6LT X 2
JDS7002

NEW



8LT X 2
CDS5002



SERVING - WHITE PORCELAIN



FULL
MPS9610530
53 X 32CM



HALF
MPS9610320
32 X 26CM



THIRD
MPS9610170
32 X 17CM




RECTANGULAR BAKER
MPS9810270
27 X 20CM
MPS9810400
40 X 26CM




ROUND BOWL
MPS6932260 - 26CM
MPS6932350 - 34CM
MPS6932440 - 43CM

RECTANGULAR TRAYS



BLACK - SLATE
MPS1911169 - 53 X 16CM
MPS1911179 - 17 X 32CM
MPS1911259 - 25 X 25CM



ABS STEP RISERS DISPLAY

FEATURES

- Step riser display
- Use in fridges or on a buffet
- Excellent display for all presentations
- ABS plastic is durable, easy to clean and will not warp or chip
- Edges have air slots for increased air circulation in refrigerated cases



3 STEPS - BLACK
SRA0003
600 X 750 X 95MM



2 STEPS - BLACK
SRA0002
600 X 750 X 95MM

ABS DISPLAYWARE



LID
INH4007
320 X 260MM
SALADWARE - DELI DISH
DDS0001
320 X 260 X 60MM



LID
SBL0215
215 X 215MM
SALADWARE - SALAD BOWL
SBS0003
215 X 215 X 65MM



LID
INF4006
525 X 325MM
SALADWARE - MARINADE DISH (2 DIVISION)
MDS0002
525 X 325 X 60MM



LID
INH4007
320 X 260MM
SALADWARE - DELI DISH (2 DIVISION)
DDS0002
320 X 260 X 60MM



LID
INF4006
525 X 325MM
SALADWARE - MARINADE DISH
MDS0001
525 X 325 X 60MM



LID
SBL0250
250 X 250MM
SALADWARE - SALAD BOWL
SBS0004
250 X 250 X 65MM

Note
Lids not suitable for heating

CUT OUT BUBBLE DOME AND BASE



BTA3109
520 X 358 X 180MM

ABS BUBBLE TRAYS AND DOMES



BUBBLE TRAY
BTA1027 - 440 X 270 X 25MM
BTA1109 - 520 X 358 X 25MM
BTA1061 - 595 X 445 X 25MM
BTV1003 - 460 X 310 X 15MM
BTV1004 - 500 X 410 X 15MM



BUBBLE DOME
BTA2027 - 440 X 270 X 140MM
BTA2109 - 520 X 358 X 180MM
BTA2061 - 595 X 445 X 230MM
BTV2003 - 460 X 310 X 100MM
BTV2004 - 500 X 410 X 100MM

Note
Not suitable for heating

CAKE STANDS AND COVERS



CAKE DISPLAY TRAY AND DOME
CDC0320
325 X 140MM



CAKE STAND - PLASTIC
CSP0300
300MM

TUFF TRAYS®



CAKE DISPLAY COVER
CDC0331
315 X 140MM (CLEAR)

CAKE STAND - BLACK
CSB0330
330 X 120MM



CAKE DISPLAY COVER
CDC0330
300 X 140MM

CAKE STAND - S/STEEL
CSS0330
330 X 180MM

MINI SERVING PAILS



S/STEEL
MSP0090 - 90MM
MSP0070 - 70MM
COPPER
MCP0070 - 70MM
MCP0090 - 90MM

MINI SAUCE DIPS

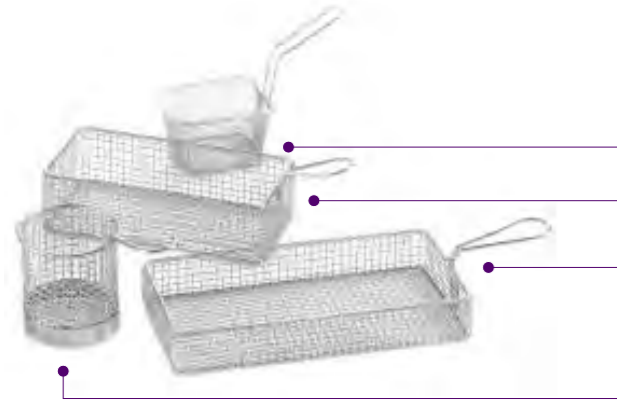


SCS2000 - CUP 1 - 45ML (12)
SCS2001 - CUP 3 - 71ML (12)
SCS2002 - CUP 4 - 120ML (12)

MINI SERVING BASKETS

FEATURES

- Contemporary serving baskets ideal for serving sides or tapas in a different way



SQUARE

MBS0060 - 95 X 95 X 60MM

MBS0061 - 100 X 90 X 60MM

RECTANGULAR

MBR0060 - 215 X 105 X 60MM

MBR0035 - 215 X 105 X 35MM

ROUND

MBR0008 - 80 X 80MM



MINI SERVING POTS AND PANS

FEATURES

- Polished S/Steel and a riveted brass handle make this range stylish and appearance is eye catching and classic
- Minimal in size, but maximal in results
- This mini series is not only endearing, but the small pots and mini sauté pans are also especially practical and versatile
- The small pot with lid, for example, are ideal for serving soups or little casseroles
- The small sauté pans are a nice alternative for serving a mini dish or dessert
- Moreover, these small pots and sauté pans give an extra touch to your buffet
- Practical: their heat conducting base allows them to be kept warm easily
- The mini series is perfect for serving individual portions of stews or sauces and it looks great on the serving pass



S/STEEL SAUCE PAN

MSS0070 - 70 X 45MM

MSS0090 - 90 X 60MM



COPPER SAUCE PAN

MCS0070 - 70 X 45MM

MCS0090 - 90 X 60MM

MCS0120 - 120 x 75MM



S/STEEL FRYING PAN

MSF0120

120 X 35MM



COPPER FRYING PAN

MCF0120

120 X 35MM



Note

Lids not included

MINI STAINLESS STEEL PANS

FEATURES

- Sure to be a favourite, this mini S/Steel roasting pan goes straight from the oven to the table for practical and beautiful food presentations
- Dishwasher safe



ROASTING PAN

MSR0145

145MM

SQUARE ROASTING PAN

MSS0115

115MM

MSS0135

135MM

BALTI DISHES

FEATURES

- A beautiful mirror finish on these servers
- The ideal addition to your kitchen dinnerware
- In a choice of two sizes to suit your needs, this dish is made from a durable and hard wearing S/Steel which will keep it looking great

- Handles make transport easy
- Dishwasher safe



FLAT

BDF2014 - 140MM

BDF2016 - 160MM

MINI COLANDERS



COLANDER

MCS2010

100MM

MINI MILK CHURNS

FEATURES

- These S/Steel milk churns are available in two sizes for creative food presentations

- Perfect for serving milk or cream with tea and coffee, or custard with a dessert



MILK CHURN

MMC2005 - 148ML

MMC2000 - 74ML

SERVING PLATTERS



OVAL S/STEEL
SPO0350 - 350MM
SPO0410 - 410MM
SPO0500 - 500MM



PLASTIC DISPLAY CLIPS



SUCTION BASE
PCL0002
 (12)



WIDE BASE
PCL0001
 (12)



THIN BASE
PCL0003
 (12)



BREAD BASKETS - WOVEN PLASTIC

FEATURES

- Polypropelyne
- Dishwasher safe
- No mildew
- Reusable



DARK BROWN
BBO1001
 OVAL - 230 X 167MM
BBR1001
 ROUND - 220 X 200MM
BBO1002
 OBLONG - 230 X 100 X 45MM



LIGHT BROWN
BBO0001
 OVAL - 230 X 167MM
BBR0001
 ROUND - 220 X 200MM
BBO0002
 OBLONG - 230 X 100 X 45MM

BREAD BASKETS - RYE



RECTANGULAR
BBS0210
 80 X 140 X 70MM
LONG
BBL0300
 340 X 140 X 70MM
ROUND
BBR0210
 230 X 70MM

CAKE AND DISPLAY STANDS



S/STEEL - 3 TIER
DSS0003
 DIAMETER : 266 X 220 X 167MM
 HEIGHT : 310MM



DOME CLOCHES



S/STEEL
DCS0300
 300MM



PLASTIC
DCP0300 - 300MM
DCP0350 - 350MM

BASKET



S/STEEL
BSS0020 - 200 X 85MM
BSS0022 - 220 X 95MM
BSS0024 - 240 X 105MM

PUNCH BOWL



S/STEEL
PBS0340
 340MM

SALAD BOWLS



WOOD
SBW0150 - 150MM
SBW0250 - 250MM
SBW0300 - 300MM
SBW0400 - 400MM



RUSTIC INSPIRATION WOOD RANGE

A range that delivers style and individuality

The New "Rustic Inspiration" wood range from Infiniti has an exciting table top personality that delivers style and individuality. A contemporary collection of Kiaat wood boards, risers, baskets and stands, driven by the changing trends in food presentation, to create a unique buffet solution.

WHAT IS KIAAT

Kiaat is commonly found in Central and Southern Africa, and is well known in SA. It is also known as "Mukwa, umbila, loedhout" or Wild Teak. Kiaat, is a hardwood, appealing to the eye as it is a beautiful brown filtered with streaks of white and highlighted with flames of red and orange that enhances the colour of the product.

Kiaat is durable and food safe, has a spicy fragrance and is insect resistant. This wood has great stability and it keeps its shape very well.

Not to be submerged in or exposed to excessive amounts of water, clean with damp cloth only rinse and dry in warm area.

GLASS DOMES



BELL DOMES

BDG0340
DIAMETER : 340MM
HEIGHT : 400MM
BDG0290
DIAMETER : 290MM
HEIGHT : 395MM

STRAIGHT CAKE DOME

SCD0350
DIAMETER : 350MM
HEIGHT : 300MM

ROUND CAKE STANDS



SMALL
WDT0003
380 X 50 X 22MM

MEDIUM
WDT0004
380 X 110 X 22MM

LARGE
WDT0005
380 X 160 X 22MM

Note

Due to the use of natural wood, the exact colour of the finished product cannot be guaranteed



DISPLAY STANDS AND BASKETS



DISPLAY BASKET
WDB0305
300 X 200 X 70MM
STEEL STAND
WDS0305
305 X 205MM SLANTED



DISPLAY BASKET
WDB0330
330 X 300 X 70MM
STEEL STAND
WDS0330 - 330 X 300MM SLANTED
WDS1330 - 330 X 300MM STRAIGHT



DISPLAY BASKET
WDB0340
333 X 233 X 83MM
STEEL STAND
WDS0340
340 X 240MM SLANTED



DISPLAY BASKET
WDB0400
400 X 300 X 70MM
STEEL STAND
WDS0400 - 400 X 300MM SLANTED
WDS1400 - 400 X 300MM STRAIGHT



DISPLAY BASKET
WDB0500
500 X 300 X 90MM
STEEL STAND
WDS0500
500 X 300MM SLANTED



BENCH/PATISSERIE RISERS



RISER
WBR0210
210 X 210 X 100MM



RISER
WBR0250
250 X 250 X 140MM



RISER
WBR0300
300 X 300 X 170MM



Note

Due to the use of natural wood, the exact colour of the finished product cannot be guaranteed



DISPLAY STANDS



WOOD RECT
WDT0001 - 370 X 270 X 120MM
WDT0002 - 2470 X 270 X 175MM



ANGLE DISPLAY BASKETS WITH STAND

NEW



SINGLE TIER
WDB0001
 330 X 350 X 70MM
DOUBLE TIER
WDB0002
 330 X 350 X 100MM



RISERS



THREE TIER
WTR0003
DIMENSIONS
 LOWER TIER : 300 X 250 X 22MM
 MIDDLE TIER : 400 X 250 X 90MM
 UPPER TIER : 342 X 250 X 53MM



BREAD STAND

THREE TIER
WBS0003
DIMENSIONS
 LOWER TIER : 329 X 395 X 90MM
 MIDDLE TIER : 362 X 399 X 210MM
 UPPER TIER : 395 X 395 X 330MM



Note

Due to the use of natural wood, the exact colour of the finished product cannot be guaranteed

SERVING BOARDS

Not to be submerged in or exposed to excessive amounts of water, clean with damp cloth only rinse and dry in warm area



BOARD WITH DIP BOWL - 70ML
WSB1180
 180 X 362 X 20MM
WSB1255
 225 X 362 X 20MM



BOARD REVERSIBLE
WSB0180 - 180 X 360 X 20MM
WSB0255 - 255 X 360 X 20MM


PADDLE BOARDS



WPB0545
 545 X 180 X 12MM



WPB0380
 380 X 300 X 18MM




WPB0745
 620 X 200 X 18MM



WPB0620
 745 X 155 X 18MM



WPB0325
 325 X 220 X 16MM



Note

Due to the use of natural wood, the exact colour of the finished product cannot be guaranteed



BOWLS

CAPSULE



SQUARE

CBS0010 - IVORY - 176 X 162 X 100MM
CBS0012 - YELLOW - 176 X 162 X 100MM
CBS0011 - BLUE - 176 X 162 X 100MM
CBS0013 - GREY - 176 X 162 X 100MM



RECTANGULAR

CBR0015 - IVORY - 265 X 162 X 65MM
CBR0011 - IVORY - 325 X 176 X 65MM
CBR0017 - YELLOW - 265 X 162 X 65MM
CBR0013 - YELLOW - 325 X 176 X 65MM
CBR0016 - BLUE - 265 X 162 X 65MM
CBR0012 - BLUE - 325 X 176 X 65MM
CBR0018 - GREY - 265 X 162 X 65MM
CBR0014 - GREY - 325 X 176 X 65MM



RECTANGULAR

CBR0002 - IVORY - 325 X 265 X 65MM
CBR0004 - YELLOW - 325 X 265 X 65MM
CBR0003 - BLUE - 325 X 265 X 65MM
CBR0005 - GREY - 325 X 265 X 65MM

WHITE




ROCKY
RBW0001 - 3.6LT
RBW0002 - 7LT

GREY



ROCKY
RBG0001 - 3.6LT
RBG0002 - 7LT

WHITE



CANON SQUARE
CBS0007 - 17CM
CBS0008 - 25CM
CBS0009 - 35CM



MEGA ROUND
MBR0002 - 25CM
MBR0001 - 35CM
MBR0003 - 50CM




DISPLAY STANDS

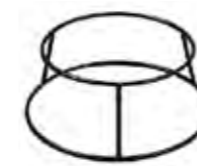
BLACK



UNI NON SLIP
UDS0002 - 110 X 110 X 50MM
UDS0003 - 160 X 160 X 80MM
UDS0004 - 215 X 215 X 100MM



UNI NON SLIP
UDS0005 - 215 X 215 X 150MM
UDS0006 - 215 X 215 X 200MM



MARBELLA
MDS0100
250 X 212 X 100MM



MARBELLA
MDS0200
250 X 212 X 200MM



MARBELLA
MDS0250
212 X 138 X 250MM

POLYCARBONATE DOME COVERS



SARAH
SDC0001 - 205MM
SDC0002 - 255MM
SDC0003 - 305MM



TAIJI BLUE
TPR0004 - 255MM
TPR0001 - 305MM



TAIJI BLACK
TPR0003 - 255MM
TPR0002 - 305MM

ROUND PLATTERS MELAMINE

ROUND PLATTER BOWLS - MELAMINE



SMOKE BLU
PBR0161
300MM



BLACK
PBR0162
300MM

CAKE TRAY



ROUND WHITE
CTR2001
305MM



ROUND CARRARA
MBR0007
280MM

MELAMINE BOARD

Note
Only for room temperature
& cold temperature




SERVING BOARDS



BIRCH
GN1/3
WBT0003
 325 X 176 X 10MM
GN1/4
WBT0005
 265 X 162 X 10MM



OAK
GN1/3
WBT0006
 325 X 176 X 10MM
GN2/4
WBT1006
 530 X 162 X 10MM



SHABBY
GN1/3
WBT0002
 325 X 176 X 10MM
GN1/4
WBT0004
 265 X 162 X 10MM
GN2/4
WBT1004
 530 X 162 X 10MM

Note
 Only for room temperature & cold temperature

RECTANGULAR PLATTERS - GRANITE



SLATE BLACK
GN1/2
PGS0001
 325 X 265 X 7MM
GN1/3
PGS0002
 325 X 176 X 7MM
GN2/4
PGS0003
 530 X 162 X 7MM



Note
 Only for room temperature & cold temperature

MELAMINE



GOURMET - OLIVIA
MGB0001
 530 X 200 X 15MM



GOURMET - OAK
MGB0002
 530 X 200 X 15MM



ROUND - OAK
MBR0004
 280MM



Note
 Only for room temperature & cold temperature



INSERTS

SLIM PANS



GN1/6
INT2000 - 65MM - WHITE
INT2069 - 65MM - BLACK



GN1/3
INT9002 - 65MM - WHITE
INT9008 - 65MM - BLACK



GN1/2
INT9005 - 65MM - WHITE
INT9004 - 65MM - BLACK



GN1/1
INT9002 - 65MM - WHITE
INT9003 - 65MM - BLACK



GN1/3
INT9006 - 20MM - WHITE
INT9007 - 20MM - BLACK



GN2/4
INT2067 - 20MM - WHITE
INT2068 - 20MM - BLACK

MELAMINE



GN1/2
IMH1065 - 65MM - BLACK
IMH0065 - 65MM - RED
IMH2065 - 65MM - WHITE



GN1/1
IMF1065 - 65MM - BLACK
IMF0065 - 65MM - RED
IMF2065 - 65MM - WHITE

SILICONE

FEATURES

- Strong structure
- Great for roasting and baking
- Freeze safe

- Oven safe
- Do not use on open flame



GN1/2
SIH0001
 65MM - BLACK



GN1/1
SIF0001
 65MM - BLACK

ONLY FOR SILICONE



Food contact-safe



Microwave-safe



Oven-safe



Freezer-safe



Dishwasher-safe



No fire



No knife scratch

This range of buffetware offers flexibility, efficiency and elegant display.



LARGE ROUND BOWL STAND
PS-FR04C
 292 X 180MM (1)
 FITS WITH:
BOWL
NG6105-36 - 36CM (4)
NGFAW6862-41 - 41CM (2)



SMALL SQUARE BOWL STAND
PS-FS02B
 140 X 120MM (1)
 FITS WITH:
SQUARE FOOTED BOWL
NG6177-18
 L18CM (6)



TRIPLE SQUARE PLATE STAND
PS-FS03B[L]
 3 X 172MM / 120/180/240 (1)
 FITS WITH:
SQUARE FOOTED BOWL
NG6177-27
 27CM (6)



TRIPLE PLATE ROUND STAND
PS-FR05B[L]
 3 X 172MM / 120/180/240 (1)
 FITS WITH:
FLARED LARGE BOWL
NG6249-30 - 30CM (8)
NEW BONE ROUND BOWL
LAAK6120029 - 29CM (6)



LARGE SQUARE BOWL STAND
PS-FS01B
 210 X 150MM (1)
 FITS WITH:
SQUARE FOOTED BOWL
NG6177-27
 27CM (6)



RECTANGULAR 3-STEP LARGE STAND
PS-FS07
 40 X 35 X 22.5CM (1)
 FITS WITH:
RECTANGULAR PLATE
NG5466-37
 37 X 20CM (3)



TALL MEDIUM ROUND BOWL STAND
PS-FR03B
 252 X 180MM
 FITS WITH:
FLARED LARGE BOWL
NG6249-30 - 30CM (8)
NEW BONE ROUND BOWL
LAAK6120029 - 29CM (6)



Tableware

From practical day to day solutions to the latest designs, textures and colours from world leading brands; our ranges of tableware cater from hospitals to five-star restaurants and everything in between.

Section Index

Accessories	397 - 399, 407, 409 - 411, 424 - 426	Glassware	436 - 474
Churchill	397 - 399	Aqua	471 - 473
Fortis	424 - 426	Bormioli Rocco	436 - 453
Luzerne	407, 409 - 411	Lucaris	454 - 456
Crockery	370 - 428	Ocean	457 - 470
Churchill	372 - 399	Place Mats	480
Dudson	370 - 371	Macfab	480
Fortis	412 - 428	Salt & Pepper Mills	475 - 479
Luzerne	400 - 411	Global	479
Cutlery & Utensils	430 - 435	Peugeot	475 - 749
Fortis	433 - 435	Cleaning & Maintenance	481 - 482
Pintinox	430 - 431		
Sola	432		

Renowned craft potters, the prestigious Dudson brand carries a rich heritage dating back to 1800. Recognised by chefs worldwide for their industrial toughness and authentic design.



Finca is a multi-tonal print that mimics the worn textures of rustic interiors and architectural designs. Crafted and creative, Finca is finished in a semi-matte, hand dipped glaze, enhancing the character of the collection and leaving original 'makers marks' on the reverse of each piece.

LIMESTONE



NARROW RIM PLATE
CC-MCFL-P7.1 - 17.8CM (12)
CC-MCFL-P8.1 - 20.3CM (12)
CC-MCFL-P10.1 - 25.4CM (12)
CC-MCFL-P11.1 - 28CM (12)



WALLED PLATE
CC-MCFL-WP26.1 - 26CM (6)



ORGANIC COUPE BOWL
CC-MCFL-DC25.1 - 25CM - 80CL (12)
CC-MCFL-DC29.1 - 27.9CM - 135CL (12)



NARROW RIM SOUP/CEREAL BOWL
CC-MCFL-NS8.1 - 21CM - 40CL (12)



ORGANIC RECTANGULAR PLATE
CC-MCFL-DOB1.1 - 27 X 16CM (12)



SANDSTONE



NARROW RIM PLATE
CC-MCFS-P7.1 - 17.8CM (12)
CC-MCFS-P8.1 - 20.3CM (12)
CC-MCFS-P10.1 - 25.4CM (12)
CC-MCFS-P11.1 - 28CM (12)



WALLED PLATE
CC-MCFS-WP26.1 - 26CM (6)




ORGANIC COUPE BOWL
CC-MCFS-DC25.1 - 25CM - 80CL (12)
CC-MCFS-DC29.1 - 27.9CM - 135CL (12)



NARROW RIM SOUP/CEREAL BOWL
CC-MCFS-NS8.1 - 21CM - 40CL (12)



ORGANIC RECTANGULAR PLATE
CC-MCFS-DOB1.1 - 27 X 16CM (12)



Churchills UK manufactured tableware is precisely engineered to perform to the demands of the hospitality environment established in 1795, blending centuries of experience with cutting edge technology and design innovation to produce one of the strongest ceramic bodies in the world.



STONECAST RAW

Stonecast Raw is a rustic and earthy collection inspired by natural materials and stripped back interior design. Finished in the semi-matte Vellum glaze, Raw features a hand-applied rustic edge band and durable semi-matte glaze that is engineered to withstand a busy hospitality environment.

BLACK



COUPE PLATE
CC-SRBL-EV11.1 - 28.8CM (12)
CC-SRBL-EVP8.1 - 21.7CM (12)



COUPE BOWL
CC-SRBL-EVB9.1 - 24.8CM - 113CL (12)
CC-SRBL-EVB7.1 - 18.2CM - 42CL (12)

GREY



COUPE PLATE
CC-SRGY-EV11.1 - 28.8CM (12)
CC-SRGY-EVP8.1 - 21.7CM (12)



COUPE BOWL
CC-SRGY-EVB9.1 - 24.8CM - 113CL (12)
CC-SRGY-EVB7.1 - 18.2CM - 42CL (12)

BROWN



COUPE PLATE
CC-SRBR-EV11.1 - 28.8CM (12)
CC-SRBR-EVP8.1 - 21.7CM (12)



COUPE BOWL
CC-SRBR-EVB9.1 - 24.8CM - 113CL (12)
CC-SRBR-EVB7.1 - 18.2CM - 42CL (12)





TABLEWARE

STONECAST RAW

TEAL



COUPE PLATE
CC-SRBE-EV11.1 - 28.8CM (12)
CC-SRBE-EVP8.1 - 21.7CM (12)



COUPE BOWL
CC-SRBE-EVB9.1 - 24.8CM - 113CL (12)
CC-SRBE-EVB7.1 - 18.2CM - 42CL (12)



TERRACOTTA



COUPE PLATE
CC-SRTE-EV11.1 - 28.8CM (12)
CC-SRTE-EVP8.1 - 21.7CM (12)



COUPE BOWL
CC-SRTE-EVB9.1 - 24.8CM - 113CL (12)
CC-SRTE-EVB7.1 - 18.2CM - 42CL (12)



TABLEWARE

STONECAST

Churchill Super Vitrified Stonecast Range

Decorated individually by hand, creating unique pieces that add to the overall rustic charm. Inspired by the way the seasons change, add warmth and rustic style to the tabletop with this versatile hand-painted design. Hand-painted colour-wash is finished with a golden brown band and fine speckles designed to enhance food presentation. Each piece is unique, finishes and tones may vary.



SAMPHIRE GREEN



COUPE PLATE
CC-SSGS-EVP6.1 - 16.5CM (12)
CC-SSGS-EVP8.1 - 21.7CM (12)
CC-SSGS-EV10.1 - 26CM (12)
CC-SSGS-EV11.1 - 28.8CM (12)



COUPE BOWL
CC-SSGS-EVB7.1 - 18.2CM - 42CL (12)
CC-SSGS-EVB9.1 - 24.8CM - 113CL (12)



CHEFS' OBLONG PLATE
CC-SSGS-XO11.1 - 29.8 X 15.3CM (12)
CC-SSGS-XO14.1 - 35.5 X 18.9CM (6)



CORNFLOWER BLUE



COUPE PLATE
CC-SCFS-EVP6.1 - 16.5CM (12)
CC-SCFS-EV10.1 - 26CM (12)



TRIANGLE BOWL
CC-SCFS-TRB6.1 - 15.3CM - 26CL (12)



COUPE BOWL
CC-SCFS-EVB7.1 - 18.2CM - 42CL (12)
CC-SCFS-EVB9.1 - 24.8CM - 113CL (12)



TRIANGLE PLATE
CC-SCFS-TR10.1 - 26.5CM (12)



OVAL PLATE
CC-SCFS-OP7.1 - 19.2CM (12)



OBLONG PLATE
CC-SCFS-OP11.1 - 29.5 X 15CM (12)



STONECAST

PEPPERCORN GREY

**OBLONG PLATE**

CC-SPGS-OP11.1 - 29.5 X 15CM (12)
CC-SPGS-OP14.1 - 35 X 18.5CM (6)

**TRIANGLE PLATE**

CC-SPGS-TR7.1 - 19.2CM (12)
CC-SPGS-TR9.1 - 22.9CM (12)
CC-SPGS-TR10.1 - 26.5CM (12)
CC-SPGS-TR12.1 - 31.1CM (6)

**DEEP SQUARE PLATE**

CC-SPGS-DS10.1 - 26.8CM (6)

**COUPE BOWL**

CC-SPGS-EVB7.1 - 18.2CM - 42CL (12)
CC-SPGS-EVB9.1 - 24.8CM - 113CL (12)
CC-SPGS-PLC2.1 - 31CM - 240CL (6)

**BEVERAGE / TEAPOT**

CC-SPGS-SB15.1 - 42.6CL (4)

**SUGAR / SIDE DISH BOWL**

CC-SPGS-SSGR.1 - 6.2 X 9.8CM - 22.7CL (12)

**CAPPUCCINO CUP**

CC-SPGS-CB20.1 - 22.7CL (12)

SAUCER

CC-SPGS-CSS.1 - 15.6CM (12)

**SAUCE DISH**

CC-SPGS-SD3.1 - 4 X 8CM - 9CL (12)

ZEST BOWL

CC-SPGS-ZE12.1 - 6.5 X 12.1CM - 34CL (12)

**COUPE PLATE**

CC-SPGS-EVP6.1 - 16.5CM (12)
CC-SPGS-EVP8.1 - 21.7CM (12)
CC-SPGS-EV10.1 - 26CM (12)
CC-SPGS-EV11.1 - 28.8CM (12)

**OVAL PLATE**

CC-SPGS-OP7.1 - 19.2CM (12)

**TRIANGLE BOWL**

CC-SPGS-TRB6.1 - 15.3CM - 26CL (12)
CC-SPGS-TRB7.1 - 18.5CM - 37CL (12)
CC-SPGS-TRB9.1 - 23.5CM - 60CL (12)

**MILK JUG**

CC-SPGS-SJ4.1 - 11.4CL (4)

**MUG**

CC-SPGS-VM12.1 - 34CL (12)

**ESPRESSO CUP**

CC-SPGS-CEB9.1 - 10CL (12)

SAUCER

CC-SPGS-ESS.1 - 11.8CM (12)

STONECAST

SPICED ORANGE

**OBLONG PLATE**

CC-SSOS-OP11.1 - 29.5 X 15CM (12)
CC-SSOS-OP14.1 - 35 X 18.5CM (6)

**TRIANGLE PLATE**

CC-SSOS-TR7.1 - 19.2CM (12)
CC-SSOS-TR9.1 - 22.9CM (12)
CC-SSOS-TR10.1 - 26.5 (12)
CC-SSOS-TR12.1 - 31.1CM (12)

**DEEP SQUARE PLATE**

CC-SSOS-DS10.1 - 26.8CM (6)

**COUPE BOWL**

CC-SSOS-EVB7.1 - 18.2CM - 42CL (12)
CC-SSOS-EVB9.1 - 24.8CM - 113CL (12)
CC-SSOS-PLC2.1 - 31CM - 240CL (6)

**BEVERAGE / TEAPOT**

CC-SSOS-SB15.1 - 42.6CL (4)

**SUGAR / SIDE DISH BOWL**

CC-SSOS-SSGR.1 - 6.2 X 9.8CM - 22.7CL (12)

**CAPPUCCINO CUP**

CC-SSOS-CB20.1 - 22.7CL (12)

SAUCER

CC-SSOS-CSS.1 - 15.6CM (12)

**SAUCE DISH**

CC-SSOS-SD3.1 - 4 X 8CM - 9CL (12)

ZEST BOWL

CC-SSOS-ZE12.1 - 6.5 X 12.1CM - 34CL (12)

**COUPE PLATE**

CC-SSOS-EVP6.1 - 16.5CM (12)
CC-SSOS-EVP8.1 - 21.7CM (12)
CC-SSOS-EV10.1 - 26CM (12)
CC-SSOS-EV11.1 - 28.8CM (12)

**OVAL PLATE**

CC-SSOS-OP7.1 - 19.2CM (12)

**TRIANGLE BOWL**

CC-SSOS-TRB6.1 - 15.3CM - 26CL (12)
CC-SSOS-TRB7.1 - 18.5CM - 37CL (12)
CC-SSOS-TRB9.1 - 23.5CM - 60CL (12)

**MILK JUG**

CC-SSOS-SJ4.1 - 11.4CL (4)

**MUG**

CC-SSOS-VM12.1 - 34CL (12)

**ESPRESSO CUP**

CC-SSOS-CEB9.1 - 10CL (12)

SAUCER

CC-SSOS-ESS.1 - 11.8CM (12)

STONECAST

DUCK EGG BLUE



OBLONG PLATE
 CC-SDES-OP11.1 - 29.5 X 15CM (12)
 CC-SDES-OP14.1 - 35 X 18.5CM (12)



SAUCE DISH
 CC-SDES-SD3.1 - 4 X 8CM - 9CL (12)
ZEST BOWL
 CC-SDES-ZE12.1 - 6.5 X 12.1CM - 34CL (12)



TRIANGLE PLATE
 CC-SDES-TR7.1 - 19.2CM (12)
 CC-SDES-TR9.1 - 22.9CM (12)
 CC-SDES-TR10.1 - 26.5CM (12)
 CC-SDES-TR12.1 - 31.1CM(6)



COUPE PLATE
 CC-SDES-EVP6.1 - 16.5CM (12)
 CC-SDES-EVP8.1 - 21.7CM (12)
 CC-SDES-EV10.1 - 26CM (12)
 CC-SDES-EV11.1 - 28.8CM (12)



DEEP SQUARE PLATE
 CC-SDES-DS10.1 - 26.8CM (6)



OVAL PLATE
 CC-SDES-OP7.1 - 19.2CM (12)



COUPE BOWL
 CC-SDES-EVB7.1 - 18.2CM - 42CL (12)
 CC-SDES-EVB9.1 - 24.8CM - 113CL (12)
 CC-SDES-PLC2.1 - 31CM - 240CL (6)



TRIANGLE BOWL
 CC-SDES-TRB6.1 - 15.3CM - 26CL (12)
 CC-SDES-TRB7.1 - 18.5CM - 37CL (12)
 CC-SDES-TRB9.1 - 23.5CM - 60CL (12)



BEVERAGE / TEAPOT
 CC-SDES-SB15.1 - 42.6CL (4)



MILK JUG
 CC-SDES-SJ4.1 - 11.4CL (4)



SUGAR/SIDE DISH BOWL
 CC-SDES-SSGR.1 - 6.2 X 9.8CM - 22.7CL (12)



MUG
 CC-SDES-VM12.1 - 34CL (12)



CAPPUCCINO CUP
 CC-SDES-CB20.1 - 22.7CL (12)
SAUCER
 CC-SDES-CSS.1 - 15.6CM (12)



ESPRESSO CUP
 CC-SDES-CEB9.1 - 10CL (12)
SAUCER
 CC-SDES-ESS.1 - 11.8CM (12)

STONECAST

BARLEY WHITE



OBLONG PLATE
 CC-SWHS-OP11.1 - 29.5 X 15CM (12)
 CC-SWHS-OP14.1 - 35 X 18.5CM (6)



SAUCE DISH
 CC-SWHS-SD3.1 - 4 X 8CM - 9CL (12)
ZEST BOWL
 CC-SWHS-ZE12.1 - 6.5 X 12.1CM - 34CL (12)



TRIANGLE PLATE
 CC-SWHS-TR7.1 - 19.2CM (12)
 CC-SWHS-TR9.1 - 22.9CM (12)
 CC-SWHS-TR10.1 - 26.5CM (12)
 CC-SWHS-TR12.1 - 31.1CM (6)



COUPE PLATE
 CC-SWHS-EVP6.1 - 16.5CM (12)
 CC-SWHS-EVP8.1 - 21.7CM (12)
 CC-SWHS-EV10.1 - 26CM (12)
 CC-SWHS-EV11.1 - 28.8CM (12)



DEEP SQUARE PLATE
 CC-SWHS-DS10.1 - 26.8CM (6)



OVAL PLATE
 CC-SWHS-OP7.1 - 19.2CM (12)



COUPE BOWL
 CC-SWHS-EVB7.1 - 18.2CM - 42CL (12)
 CC-SWHS-EVB9.1 - 24.8CM - 113CL (12)
 CC-SWHS-PLC2.1 - 31CM - 240CL (6)



TRIANGLE BOWL
 CC-SWHS-TRB6.1 - 15.3CM - 26CL (12)
 CC-SWHS-TRB7.1 - 18.5CM - 37CL (12)
 CC-SWHS-TRB9.1 - 23.5CM - 60CL (12)



BEVERAGE / TEAPOT
 CC-SWHS-SB15.1 - 42.6CL (4)



MILK JUG
 CC-SWHS-SJ4.1 - 11.4CL (4)



SUGAR/SIDE DISH BOWL
 CC-SWHS-SSGR.1 - 6.2 X 9.8CM - 22.7CL (12)



MUG
 CC-SWHS-VM12.1 - 34CL (12)



CAPPUCCINO CUP
 CC-SWHS-CB20.1 - 22.7CL (12)
SAUCER
 CC-SWHS-CSS.1 - 15.6CM (12)



ESPRESSO CUP
 CC-SWHS-CEB9.1 - 10CL (12)
SAUCER
 CC-SWHS-ESS.1 - 11.8CM (12)

NEW

TABLEWARE

EMERGE

The appearance of studio pottery is created through glazed finishes and an exposed biscuit base in the earthy Churchill Emerge coloured body. Stylish tableware decorated in artisan style glazes, a blend of tradition and innovation. The perfect solution for Tapas and Asian style dishes.

OSLO BLUE



DIP POT
CC-EMBL-EM2.1
3.9 X 6CM - 5.7CL (12)



CHIP MUG
CC-EMBL-EM11.1
7.7 X 8.6CM - 31.2CL (12)



DEEP BOWL
CC-EMBL-EM8.1
5.7 X 9CM - 25.5CL (12)



MEDIUM DEEP BOWL
CC-EMBL-EM16.1
5.9 X 12CM - 45.4CL (12)
LARGE DEEP BOWL
CC-EMBL-EM40.1
7.5 X 15.8CM - 113.6CL (6)



UDON BOWL
CC-EMBL-ER16.1
8 X 16CM - 70CL (6)



RAMEN BOWL
CC-EMBL-EU20.1
8 X 20CM - 100CL (6)



DEEP DISH
CC-EMBL-ED12.1
12 X 8.8 X 5CM
25CL (6)



DEEP DISH
CC-EMBL-ED17.1
17.30 X 11.90 X 5CM
50CL (6)



NEW

TABLEWARE

EMERGE

OSLO BLUE



SHALLOW TRAY
CC-EMBL-ET12.1
12 X 9 X 3.3CM - 15CL (6)



SHALLOW TRAY
CC-EMBL-ET17.1
17.3 X 11.9 X 3.3CM - 25CL (6)



SHALLOW TRAY
CC-EMBL-ET23.1
23.3 X 10 X 3.3CM (6)



RECTANGULAR PLATE
CC-EMBL-EP22.1
22 X 15CM (6)



RECTANGULAR PLATE
CC-EMBL-EP25.1
25.1 X 10CM (6)



RECTANGULAR PLATE
CC-EMBL-EP30.1
30 X 14.7CM (6)



NEW

TABLEWARE

EMERGE

SEATTLE GREY



DIP POT
CC-EMGY-EM2.1
3.9 X 6CM - 5.7CL (12)



CHIP MUG
CC-EMGY-EM11.1
7.7 X 8.6CM - 31.2CL (12)



DEEP BOWL
CC-EMGY-EM8.1
5.7 X 9CM - 25.5CL (12)



MEDIUM DEEP BOWL
CC-EMGY-EM16.1
5.9 X 12CM - 45.4CL (12)
LARGE DEEP BOWL
CC-EMGY-EM40.1
7.5 X 15.8CM - 113.6CL (6)



UDON BOWL
CC-EMGY-ER16.1
8 X 16CM - 70CL (6)



RAMEN BOWL
CC-EMGY-EU20.1
8 X 20CM - 100CL (6)



DEEP DISH
CC-EMGY-ED12.1
12 X 8.8 X 5CM
25CL (6)



DEEP DISH
CC-EMGY-ED17.1
17.30 X 11.90 X 5CM
50CL (6)



NEW

TABLEWARE

EMERGE

SEATTLE GREY



SHALLOW TRAY
CC-EMGY-ET12.1
12 X 9 X 3.3CM - 15CL (6)



SHALLOW TRAY
CC-EMGY-ET17.1
17.3 X 11.9 X 3.3CM - 25CL (6)



SHALLOW TRAY
CC-EMGY-ET23.1
23.3 X 10 X 3.3CM (6)



RECTANGULAR PLATE
CC-EMGY-EP22.1
22 X 15CM (6)



RECTANGULAR PLATE
CC-EMGY-EP25.1
25.1 X 10CM (6)



RECTANGULAR PLATE
CC-EMGY-EP30.1
30 X 14.7CM (6)



RAKU

Inspired by the traditional glazing process known as Raku firing which creates expressive and exciting results, Raku showcases reactive texture through print. Raku inspired prints are achieved with Churchill's innovative print process. Each piece is unique as the reactive print acquires its beautiful colour through random, spontaneous effects. Emulating an artisan glaze finish, Studio Prints Raku has all of the durability and technical reassurance required for the hospitality environment.

TOPAZ BLUE



COUPE PLATE
 CC-RKTB-EVP6.1 - 16.5CM (12)
 CC-RKTB-EVP8.1 - 21.7CM (12)
 CC-RKTB-EV10.1 - 26CM (12)
 CC-RKTB-EV11.1 - 28.8CM (12)



ORGANIC ROUND BOWL
 CC-RKTB-OGB1.1 - 25.3CM - 110CL (12)



COUPE BOWL
 CC-RKTB-EVB7.1 - 18.2CM - 43CL (12)
 CC-RKTB-EVB9.1 - 24.8CM - 113CL (12)



ORGANIC ROUND PLATE
 CC-RKTB-OG8.1 - 21CM (12)
 CC-RKTB-OG10.1 - 26.4CM (12)



OVAL COUPE PLATE
 CC-RKTB-OP12.1 - 31.7 X 25.5CM (12)



CHEFS TRIANGLE PLATE
 CC-RKTB-TC30.0 - 30 X 20CM (6)
 CC-RKTB-TC35.1 - 35 X 19CM (6)



CHEFS OBLONG PLATE
 CC-RKTB-XO11.1 - 29.8 X 15.3CM (12)
 CC-RKTB-XO14.1 - 35.5 X 18.9CM (6)



ROUND DISH
 CC-RKTB-ID6.1 - 16 X 14.5CM
 25CL (12)



RAKU

JADE GREEN



COUPE BOWL
 CC-RKJG-EVB7.1 - 18.2CM - 43CL (12)



COUPE BOWL
 CC-RKJG-EVB9.1 - 24.8CM - 113CL (12)



COUPE PLATE
 CC-RKJG-EVP6.1 - 16.5CM (12)



COUPE PLATE
 CC-RKJG-EVP8.1 - 21.7CM (12)



COUPE PLATE
 CC-RKJG-EV10.1 - 26CM (12)



COUPE PLATE
 CC-RKJG-EV11.1 - 28.8CM (12)



RAKU

QUARTZ BLACK



COUPE PLATE
 CC-RKBQ-EVP6.1 - 16.5CM (12)
 CC-RKBQ-EVP8.1 - 21.7CM (12)
 CC-RKBQ-EV10.1 - 26CM (12)
 CC-RKBQ-EV11.1 - 28.8CM (12)



ORGANIC ROUND BOWL
 CC-RKBQ-OG8.1 - 25.3CM - 110CL (12)



COUPE BOWL
 CC-RKBQ-EVB7.1 - 18.2CM - 43CL (12)
 CC-RKBQ-EVB9.1 - 24.8CM - 113CL (12)



ORGANIC ROUND PLATE
 CC-RKBQ-OG8.1 - 21CM (12)



OVAL COUPE PLATE
 CC-RKBQ-OP12.1 - 31.7 X 25.5CM (12)



ORGANIC ROUND PLATE
 CC-RKBQ-OG10.1 - 26.4CM (12)



CHEFS' OBLONG PLATE
 CC-RKBQ-XO11.1 - 29.8 X 15.3CM (12)
 CC-RKBQ-XO14.1 - 35.5 X 18.9CM (6)



CHEFS' TRIANGLE PLATE
 CC-RKBQ-TC30.1 - 30 X 20CM (6)



ROUND DISH
 CC-RKBQ-ID6.1 - 16 X 14.5CM
 25CL (12)



CHEFS' TRIANGLE PLATE
 CC-RKBQ-TC35.1 - 35 X 19CM (6)

STUDIO PRINTS - STONE

Stone, a range inspired by the traditional process of hand carving ceramics from natural stone. Emulating tones and textures of nature.

AGATE GREY



OBLONG CHEFS' PLATE
 CC-STAG-XO11.1 - 30 X 15.3CM (12)



OBLONG CHEFS' PLATE
 CC-STAG-XO14.1 - 35.5 X 19CM (6)



COUPE PLATE
 CC-STAG-EVP6.1 - 16.5CM (12)
 CC-STAG-EVP8.1 - 21.7CM (12)
 CC-STAG-EV11.1 - 28.8CM (12)



COUPE BOWL
 CC-STAG-EVB9.1 - 24.8CM - 113CL (12)



ZIRCON BROWN



OBLONG CHEFS' PLATE
 CC-STZB-XO11.1 - 30 X 15.3CM (12)



OBLONG CHEFS' PLATE
 CC-STZB-XO14.1 - 35.5 X 19CM (6)



COUPE PLATE
 CC-STZB-EV10.1 - 26CM (12)



COUPE BOWL
 CC-STZB-EVB7.1 - 18.2CM - 43CL (12)



KINTSUGI

The Kintsugi design is a modern interpretation of the Japanese art of repairing broken pottery. The intricate cracked design features a subtle, reactive texture that makes each piece unique.

AGATE GREY



COUPE BOWL
CC-KTAG-EVB7.1 - 18.2CM - 42CL (12)



COUPE BOWL
CC-KTAG-EVB9.1 - 24.8CM - 113CL (12)



COUPE PLATE
CC-KTAG-EVP8.1 - 21.7CM (12)



COUPE PLATE
CC-KTAG-EV10.1 - 26CM (12)



COUPE PLATE
CC-KTAG-EV11.1 - 28.8CM (12)



WALLED PLATE
CC-KTAG-WP26.1 - 26CM (12)



ISLA

Isla design is inspired by shapes and textures found along the seashore. The modern, yet graceful Isla embossment is reminiscent of the coastline.

WHITE



DEEP COUPE PLATE
CC-WHIS-ID27.1 - 28.1CM - 90CL (12)



FOOTED PLATE
CC-WHIS-IP65.1 - 17CM (12)
CC-WHIS-IF9.1 - 23.4CM (12)
CC-WHIS-IF58.1 - 27.6CM (12)
CC-WHIS-IF11.1 - 30.5CM (12)
PRESENTATION PLATE
CC-WHIS-IP12.1 - 30.5CM (12)



WIDE RIM BOWL
CC-WHIS-IWBM.1 - 24CM - 28CL (12)



OATMEAL BOWL
CC-WHIS-IPOB.1 - 17CM - 25CL (12)



TEA CUP
CC-WHIS-IT8.1 - 22CL (12)



SAUCER
CC-WHIS-ISM.1 - 15CM (12)




AGANO

The linear pattern of Agano Studio Prints design draws the eye to the centre of the plate. Agano is a versatile, abstract design that enhances the dining experience.

BLACK



COUPE PLATE
CC-AGBL-EVP6.1
16.5CM (12)
CC-AGBL-EV10.1
26CM (12)



COUPE BOWL
CC-AGBL-EVB7.1
18.2CM - 42CL (12)
CC-AGBL-EVB9.1
24.8CM - 113CL (12)



OVAL PLATE
CC-AGBL-OV35.1
34.7 X 17.3CM (6)



OVAL PLATE
CC-AGBL-OV30.1
29.9 X 15CM (12)



NOURISH SIDE-BOWLS

Nourish features a range of bowls and dip pots decorated in artisanal style glazes. Nourish is the perfect accompaniment to dishes from all around the world.

ANDORRA GREEN



DIP POT
CC-RBGN-BSD4.1
5 X 8.5CM - 11CL (12)



CHIP MUG
CC-RBGN-BSCM.1
8 X 10CM - 29CL(12)



SHALLOW BOWL
CC-RBGN-BSB6.1
4.5 X 13CM - 20CL (12)



SNACK BOWL
CC-RBGN-BS14.1
6.5 X 13CM - 40CL (12)



PETRA SAND



DIP POT
CC-RBSA-BSD4.1
5 X 8.5CM - 11CL (12)



CHIP MUG
CC-RBSA-BSCM.1
8 X 10CM - 29CL(12)



SHALLOW BOWL
CC-RBSA-BSB6.1
4.5 X 13CM - 20CL (12)



SNACK BOWL
CC-RBSA-BS14.1
6.5 X 13CM - 40CL (12)



NOURISH SIDE-BOWLS

OSLO BLUE



DIP POT
CC-RBBL-BSD4.1
5 X 8.5CM - 11CL (12)



CHIP MUG
CC-RBBL-BSCM.1
8 X 10CM - 29CL(12)



SHALLOW BOWL
CC-RBBL-BSB6.1
4.5 X 13CM - 20CL (12)



SNACK BOWL
CC-RBBL-BS14.1
6.5 X 13CM - 40CL (12)

SEATTLE GREY



DIP POT
CC-RBGY-BSD4.1
5 X 8.5CM - 11CL (12)



CHIP MUG
CC-RBGY-BSCM.1
8 X 10CM - 29CL (12)



SHALLOW BOWL
CC-RBGY-BSB6.1
4.5 X 13CM - 20CL (12)



SNACK BOWL
CC-RBGY-BS14.1
6.5 X 13CM - 40CL (12)

BIT ON THE SIDE

With food presentation becoming ever more innovative and exciting, Bit On The Side features fun additions to add value and versatility to side dishes

SAPPHIRE



DIP DISH
CC-BCBL-RPDD.1
11.3CM - 14CL (12)



CHIP MUG
CC-BCBL-RPCM.1
9.5CM - 28CL (12)



DIP POT
CC-BCBL-RPD4.1
7CM - 11CL (12)
CC-BCBL-RPD2.1
5.9CM - 6CL (12)



SNACK BOWL
CC-BCBL-RP6.1
10.4CM - 17CL (12)
CC-BCBL-RP10.1
12CM - 28CL (12)

CINNAMON



DIP DISH
CC-BCBR-RPDD.1
11.3CM - 14CL (12)



CHIP MUG
CC-BCBR-RPCM.1
9.5CM - 28CL (12)



DIP POT
CC-BCBR-RPD4.1
7CM - 11CL (12)
CC-BCBR-RPD2.1
5.9CM - 6CL (12)



SNACK BOWL
CC-BCBR-RP6.1
10.4CM - 17CL (12)
CC-BCBR-RP10.1
12CM - 28CL (12)



BIT ON THE SIDE

PAPRIKA



DIPPER POT
CC-BCPA-PL4.1
 6.7 X 6.9CM - 11CL (12)
CC-BCPA-PL2.1
 5.5 X 5.8CM - 6CL (12)



CHIP POT
CC-BCPA-PL12.1
 9 X 9.7CM - 34CL (12)



DIP DISH
CC-BCPA-PL5.1
 3.5 X 9.7CM - 14CL (12)

PEBBLE



DIPPER POT
CC-BCPE-PL4.1
 6.7 X 6.9CM - 11CL (12)
CC-BCPE-PL2.1
 5.5 X 5.8CM - 6CL (12)



CHIP POT
CC-BCPE-PL12.1
 9 X 9.7CM - 34CL (12)



DIP DISH
CC-BCPE-PL5.1
 3.5 X 9.7CM - 14CL (12)



PROFILE

Profile has an enhanced face profile with a defined rim to showcase the food at its very best. Profile is 20% lighter than existing plates making them an easy to handle solution, with no compromise on performance. Profile is protected by ecoglaze, a high performance glaze that enhances product performance and durability.

WHITE



PLATE
CC-WH-VP65.1 - 16.5CM (12)
CC-WH-VP8.1 - 20CM (12)
CC-WH-VP9.1 - 23CM (12)
CC-WH-VP10.1 - 25CM (12)
CC-WH-VP58.1 - 27CM (12)
CC-WH-VP11.1 - 30CM (12)



RIMMED BOWL
CC-WH-VRSB.1 - 25CM - 50CL (12)
PASTA BOWL
CC-WH-VPPB.1 - 30CM - 87CL (12)



BOWL
CC-WH-VPOB.1 - 17CM - 25CL (12)



EVOLVE

Evolve is a versatile range of coupe shaped plates and bowls. Evolve's soft rimless coupe shaped profiles lend themselves perfectly to classic and contemporary food presentation. The Evolve range consists of varying sizes to suit all applications. The durable glaze provides an ultra smooth surface, whilst prolonging the life of super vitrified products



COUPE PLATE
CC-WH-EVP6.1 - 16CM (12)
CC-WH-EVP8.1 - 22CM (12)
CC-WH-EV10.1 - 26CM (12)
CC-WH-EV11.1 - 29CM (12)



COUPE BOWL
CC-WH-EVB7.1 - 18CM - 43CL (12)
CC-WH-EVB9.1 - 25CM - 113CL (12)
CC-WH-PLC2.1 - 31CM - 240CL (6)

TABLEWARE
X SQUARED

This versatile collection of contemporary squares and rectangles works well with all other Super Vitrified ranges. X squared offers unlimited opportunities for presentation. Designed to offer a flexible solution for room service, cold counter presentation and banqueting



COUPE PLATE
CC-WH-SP7.1 - 17CM (12)
CC-WH-SP9.1 - 22CM (12)
CC-WH-SP11.1 - 25CM (12)
CC-WH-SP12.1 - 29CM (12)



BOWL
CC-WH-SQ7.1 - 17CM - 56CL (12)
CC-WH-SQ9.1 - 21CM - 94CL (12)
CC-WH-SQ10.1 - 23CM - 128CL (12)



OBLONG PLATE
CC-WH-OP11.1 - 29 X 15CM (12)
CC-WH-OP14.1 - 35 X 18CM (6)



LOTUS

Modelled on the lotus flower, this collection of seven accent pieces has an organic, innovative design. A flexible range of coupe shaped bowls and plates, the spacious food serving area lends itself perfectly to contemporary food presentation. The superior glaze finish provides an ultra smooth surface for presentation whilst prolonging the life of the product



TRIANGLE PLATE
CC-WH-TR7.1 - 19CM (12)
CC-WH-TR9.1 - 23CM (12)
CC-WH-TR10.1 - 26CM (12)
CC-WH-TR12.1 - 31CM (6)



TRIANGLE BOWL
CC-WH-TRB6.1 - 15.3CM - 26CL (12)
CC-WH-TRB7.1 - 18.5CM - 37CL (12)
CC-WH-TRB9.1 - 23.5CM - 60CL (12)

TABLEWARE
ORBIT

A striking and innovative range combining versatility with contemporary design. Orbit enhances food presentation to create impact. All pieces are stackable. This stylish collection delivers a fresh design concept without compromising durability and functionality.



OVAL BOWL
CC-WH-OB7.1 - 18CM - 30CL (12)



OVAL COUPE PLATE
CC-WH-OP9.1 - 23CM (12)
CC-WH-OP58.1 - 27CM (12)
CC-WH-OP12.1 - 31CM (12)

PIZZA PLATE



PIZZA PLATE
CC-WH-PPP.1 - 34CM (6)



WHITE ACCESSORIES



TRIANGULAR SNACK PLATE
CC-WH-TSP.1 - 24CM (6)
CC-WH-SSB.1 - 11CM - 28CL (24)



TRIANGULAR SNACK PLATE
CC-WH-TSP.1 - 24CM (6)
SAUCE DISH
CC-WH-SD3.1 - 4 X 8CM - 9CL (24)



TRIANGULAR SNACK PLATE
CC-WH-TSP.1 - 24CM (6)
LATTE CAFÉ MUG
CC-WH-CCLL.1 - 22CL (24)



SMALL SOUP BOWL
CC-WH-SSB.1 - 11CM - 28CL (24)



MEDITERRANEAN SALAD BOWL
CC-WH-SBS.1 - 48CL - 17CM (12) - SMALL
CC-WH-SBM.1 - 21CM - 80CL (12) - MEDIUM



STACKING SOUP CUP
CC-WH-ASU.1 - 10.5CM - 28CL (24)



DIP DISH
CC-WH-BODP.1 - 5 X 5CM - 60CL (24)



SOUFFLE DISH
CC-WHCW-S12N.1 - 10CM - 34CL (12)

WHITE ACCESSORIES



SQUARE PIE DISH
CC-WHCW-SPDN.1 - 12 X 12CM - 45CL (12)



RAMEKIN
CC-WHCW-LRKN.1 - 9CM - 19CL (24)



EGG CUP FOOTLESS
CC-WH-EC.1 - 5CM (24)



ODYSSEY PEPPER
CC-WHVY-OP.1 - 9CM (6)
ODYSSEY SALT
CC-WHVY-OS.1 - 9CM (6)



PROFILE SAUCE DISH
CC-WH-SD2.1 - 6CL (24)
CC-WH-SD3.1 - 9CL (24)



PROFILE BUTTER PAD
CC-WH-BP.1 - 10CM (24)



PROFILE PEPPER
CC-WH-SPE.1 - 9CM (12)
PROFILE SALT
CC-WH-SSA.1 - 9CM (12)



CAFÉ AMERICANO CUP
CC-WH-BCA8.1 - 23CL (24)
CAFÉ LATTE CUP
CC-WH-BC10.1 - 28CL (24)
LARGE COUPE SAUCER
CC-WH-BS6.1 - 16CM (24)



SUGAR SACHET HOLDER
CC-WH-SH.1 - 11 X 7CM (6)

WHITE ACCESSORIES



ESPRESSO CUP
CC-WH-BEC2.1 - 7CL (24)
SMALL COUPE SAUCER
CC-WH-BS4.1 - 12CM (24)



CAFÉ MUG
CC-WH-CCLL.1 - 22CL (24)
CC-WH-ML10.1 - 28CL (12)
CC-WH-MCL.1 - 34CL (12)



TEACUP
CC-WH-VT8.1 - 23CL (12)
SAUCER
CC-WH-CSS.1 - 16CM (24)



UNHANDLED MINI JUG
CC-WH-MJ2.1 - 6CL (24)



BEVERAGE POT WITH LID
CC-WH-BT15.1 - 43CL (4)
CC-WH-BT30.1 - 85CL (4)



ULTIMO - JUG
CC-WH-B25.1 - 7CL (12)
CC-WH-BJ5.1 - 14CL (4)



MINI GRAVY BOAT
CC-WH-MSB.1 - 11CM - 11.2CL (6)



MAPLE TEA CUP
CC-WH-COL.1 - 20CL (24)
MAPLE SAUCER
CC-WH-TSOL.1 - 15CM (24)



Luzerne

Luzerne, a Singaporean brand committed to quality for over 70 years. High-end, bone ash-free products are a testament to our environmentally friendly and culturally aware philosophy.



Luzerne

NEW

TABLEWARE

DUNE

Inspired by the natural materials that form modern crockery, the tones provide a minimalist, complementary canvas for any menu, while the sturdy, modern shapes and tactile granular feel engage all the senses.

CLAY



WALLED PLATE

LADE1801020-CL - 20CM (24)
LADE1801023-CL - 23.5CM (12)
LADE1801027-CL - 27CM (12)



DEEP COUPE PLATE

LADE1602023-CL - 23CM (12)
LADE1602026-CL - 26CM (12)

ASH



WALLED PLATE

LADE1801020-AS - 20CM (24)
LADE1801023-AS - 23.5CM (12)
LADE1801027-AS - 27CM (12)



DEEP COUPE PLATE

LADE1602023-AS - 23CM (12)
LADE1602026-AS - 26CM (12)



Luzerne

TABLEWARE
DRIZZLE

Pad printed design adds dimension to smooth matte coupe shapes. Drizzle blends neutral, monochromatic shades with organic strokes that call to mind looking through a window at an invigoratory fall of rain.

WHITE



ROUND PLATE
LADZ2501016/HKA1690 - 16CM (12)
LADZ2501028/HKA1690 - 28CM (12)




ROUND DEEP COUPE PLATE
LADZ6102023/HKA16901 - 23CM - 90CL (12)



ROUND V-BOWL
LADZ6122010/HKA16901 - 10CM - 6CL (12)

GREY



ROUND PLATE
LADZ2501021/HKA17900 - 21CM (12)



ROUND DEEP COUPE PLATE
LADZ6102018/HKA17900 - 18CM - 45CL (12)



TABLEWARE
URBAN

Black swirl showcases the finest dishes creating focus with mesmerizing central pattern.

BLACK SWIRL



ROUND COUPE PLATE
LAAK6110019/039021A - 19CM (24)
LAAK6110023/039021A - 23.5CM (12)
LAAK6110027/039021A - 27.5CM (12)
LAAK6110031/039021A - 31CM (12)



CHINESE SPOON
LACW1802113/039021A - 13CM (10)



ROUND V-BOWL
LAAK6122010/039021A - 10CM - 6CL (24)
LAAK6122016/039021A - 15.5CM - 39CL (12)
LAAK6122018/039021A - 18CM - 72CL (12)



ROUND BOWL
LAAK6120014/039021A - 14.5CM - 27CL (24)
LAAK6120024/039021A - 24CM - 132CL (12)
LAAK6120029/039021A - 29CM - 303CL (6)



URBAN

The contrast pattern of storm captivates your eye from first sight.

STORM



ROUND COUPE PLATE
LAAG6110019/149010 - 19CM (24)
LAAG6110023/149010 - 23.5CM (12)
LAAG6110027/149010 - 27.5CM (12)
LAAG6110031/149010 - 31CM (12)



ROUND BOWL
LAAG6120014/149010 - 14.5CM - 27CL (24)
LAAG6120024/149010 - 24CM - 132CL (12)



ROUND V-BOWL
LAAG6122010/149010 - 10CM - 6CL (24)
LAAG6122016/149010 - 15.5CM - 39CL (12)
LAAG6122018/149010 - 18CM - 72CL (12)



GREY WEB

A subtle pattern to showcase a variety of menus, Grey Web captures the essence of nature's most delicate patterns.



ROUND COUPE PLATE
LAAG6110019/139037 - 19CM (24)
LAAG6110027/139037 - 27.5CM (12)
LAAG6110031/139037 - 31CM (12)



ROUND BOWL
LAAG6120014/139037 - 14.5CM - 27CL (24)
LAAG6120024/139037 - 24CM - 132CL (12)



ROUND V-BOWL
LAAG6122010/139037 - 10CM - 6CL (24)
LAAG6122016/139037 - 15.5CM - 39CL (12)
LAAG6122018/139037 - 18CM - 72CL (12)



KNIT

Knit evokes the small wonders of everyday life through stimulation of tactile fabric, bringing simplicity into the restaurant, hotel space.

REACTIVE WHITE



ROUND COUPE PLATE
LAKT1201016/HKZ12000 - 16CM (12)
LAKT1201021/HKZ12000 - 21CM (24)
LAKT1201026/HKZ12000 - 26CM (24)



ROUND BOWL
LAKT1202123/HKZ1200
 23CM - 72CL (12)



SAUCE BOWL
LAKT1220010/HKZ1200
 10CM - 18CL (12)



BOWL
LAKT1220016/HKZ12000
 16CM - 54CL (12)

LAVA

Featuring a photogenic spackle glaze that stimulates the fascinating composition of silicate materials in molten rocks.



ROUND COUPE PLATE
LALV1401016/HKZ15901 - 16CM (12)
LALV1401023/HKZ15901 - 23CM (12)
LALV1401028/HKZ15901 - 28CM (12)



CEREAL/DESSERT
LALV6102018/HKZ15901 - 18CM 45CL - (12)
ROUND BOWL
LALV6102023/HKZ15901 - 23CM - 90CL (12)



ROUND V-BOWL
LALV6122010/HKZ15901 - 10CM - 6CL (12)
LALV6122016/HKZ15901 - 15.5CM - 39CL (12)




OLIVE

The Olive Range is sophisticated, fresh, inspiring, innovative and super white. Designed for usage in hotels and restaurants that require exceptional quality, elegance and durability. Chip resistant, dishwasher and microwave safe, and shine resilient with proper care and handling.

WHITE



ROUND RIM PLATE
 LAOL1101017 - 16.5CM (12)
 LAOL1101021 - 21CM (24)
 LAOL1101023 - 23CM (24)
 LAOL1101027 - 27CM (12)
 LAOL1101031 - 30.5CM (12)




ROUND COUPE PLATE
 LAOL1201116 - 16CM (24)
 LAOL1201118 - 18CM (24)
 LAOL1201221 - 21CM (24)
 LAOL1201126 - 26CM (12)
 LAOL1201131 - 31CM (12)



ROUND RIM SOUP PLATE
 LAOL6102022 - 22.4CM - 24CL (24)



DEEP COUPE PLATE
 LARE1202027 - 27CM (12)



RECTANGULAR PLATE
 LAOL1703017 - 17CM (12)
 LAOL1703022 - 22CM (12)
 LAOL1703027 - 27CM (12)



SQUARE PLATE
 LAOL1704016 - 16CM (12)
 LAOL1704021 - 21CM (12)
 LAOL1704026 - 26CM (12)



ROUND BOWL
 LARE6120024 - 24CM - 132CL (12)



BOWL
 LAOL1120006 - 6CM - 6CL (24)
 LAOL1120011 - 11CM - 21CL (24)
 LAOL1120013 - 13.5CM - 39CL (24)
 LAOL1120015 - 15.5CM - 60CL (24)



OLIVE

WHITE



MUG
 LAOL1130030 - 30CL (12)
SAUCER
 LAOL1415115 - 15CM (24)



AK TEA CUP
 LARE1407124 - 24CL (24)
SAUCER
 LAOL1415115 - 15CM (24)



ESPRESSO CUP
 LAOL1105009 - 7CL (24)
ESPRESSO SAUCER
 LAOL1415112 - 12CM (24)
COFFEE CUP
 LAOL1132018 - 20CL (24)
SAUCER
 LAOL1415115 - 15CM (24)



TEAPOT
 LAOL1108053B/L - 42CL (6)



EGG CUP
 LARE1807006 - 6CM (12)



WHITE BUTTER DISH
 LAOL1810006 - 6CM - 3CL (24)



CREAMER
 LAOL1106015 - 14CL (12)
 LAOL1162020 - 20CL (12)



PEPPER SHAKER
 LAOL3411007P - 6.5CM (12)
SALT SHAKER
 LAOL3411007S - 6.5CM (12)



SAUCE DISH
 LARE1800007 - 7.5CM - 3CL (24)



SACHET HOLDER
 LAOL1213005 - 10CM (12)

CLASSIC NEW BONE

Every Luzerne New Bone product bears the assurance of the brand's signature quality. The range of products is ideal as its glaze is renowned worldwide for its smooth, flawless and refined translucency. The quality of Luzerne New Bone exhibits all the features of traditional bone china without the use of bone ash, it is designed for use in all commercial environments is microwave and dishwasher safe.

WHITE



ROUND RIM PLATE
LACW1101018 - 17.5CM (24)
LACW1101021 - 21.5CM (24)
LACW1101025 - 25CM (24)
LACW1101027 - 27CM (12)
LACW1101030 - 31CM (12)



ROUND COUPE PLATE
LACW1201017 - 16.5CM (24)
LACW1201019 - 19.4CM (24)
LACW1201024 - 24CM (24)
LACW1201027 - 26CM (12)
LACW1201031 - 31CM (12)



ROUND RIM SOUP PLATE
LACW1102022 - 22CM - 30CL (24)
LACW1102027 - 27CM - 42CL (12)



DEEP ROUND COUPE PLATE
LACW1202027 - 26.8CM - 93CL (12)



CANAPE TRAY/AMUSE BOUCHE TRAY
LALG6011132 - 31 X 10CM (12)



FLAT RECTANGLE PLATE
LAHW1108131 - 31 X 20CM (12)



NOODLE BOWL
LACW1604019 - 19CM (12)



ALL PURPOSE BOWL
LACW1603016 - 16.5CM - 75CL (24)



ROUND BOWL
LAAK6120014 - 14CM - 27CL (12)
LAAK6120019 - 19CM - 45CL (24)
LAAK6120024 - 24CM - 132CL (12)
LAAK6120029 - 29CM - 303CL (6)



RICE BOWL
LACW1601012 - 11.7CM - 21CL (24)
LACW1601013 - 12.5CM 27CL (24)



CLASSIC NEW BONE

WHITE



ROUND V-BOWL
LAAK6122010 - 10CM - 6CL (24)
LAAK6122016 - 15.5CM - 39CL (24)
LAAK6122018 - 18CM - 72CL (12)



SOUP CUP WITH EAR RIM SAUCER
LACW1501028B - 12CM - 30CL (24)
LACW1425016 - 16CM (24)



COFFEE CUP (STACK) COUPE SAUCER
LACW1406020 - 20CL (24)
LACW1415115 - 15.2CM (24)



TEA CUP COUPE SAUCER
LACW1405020 - 20CL (24)
LACW1415015 - 15.2CM (24)



CAPPUCCINO CUP COUPE SAUCER
LACW1407028 - 30CL (24)
LACW1415416 - 15.5CM (24)



CONICAL MUG
LACW2002536 - 36CL (24)



AK ESPRESSO CUP COUPE SAUCER
LACW1407111 - 11CL (24)
LACW1415412 - 11.5CM (24)
AK TEA CUP COUPE SAUCER
LACW1407124 - 24CL (24)
LACW1415115 - 15.2CM (24)



ZEN CUP RECTANGULAR SAUCER
LACW1408207 - 7CL (24)
LACW1431015 - 15CM (24)
ZEN CUP LONG SAUCER
LACW1408221 - 21CL (24)
LACW1408230 - 30CL (24)
LACW1431021 - 20.7CM (24)



CONE MUG COUPE SAUCER
LACW2002029 - 29CL (12)
LACW1415115 - 15.2CM (24)



CREAMER
LACW1801005 - 5CL (12)
LACW1801009 - 9CL (12)
LACW1801022 - 22CL (12)



TEAPOT WITH LID
LACW1702045 - 45CL (12)
TEAPOT WITH LID
LACW1702075 - 75CL (12)

CLASSIC NEW BONE



SACHET HOLDER
LACW1707010 - 9.5CM (24)



TALL SACHET HOLDER
LACW1707005
WHITE - 7.2CM (24)



TOOTHPICK HOLDER
LACW1804005 - 5CM (12)



TALL SALT SHAKER
LACW1706310S - 9.8CM (12)
TALL PEPPER SHAKER
LACW1706310P - 9.8CM (12)



SAUCE DISH
LACW1800007 - 7CM - 3CL (24)
BUTTER DISH
LACW1800009 - 9.5CM - 6CL (24)



BUTTER DISH
LACW1810006 - 6CM - 3CL (24)



GRAVY BOAT
LACW1704040 - 40CL (12)



SQUARE 2 COMPT. DISH
LACW1800110 - 8.5CM (24)



RECTANGLE 3 COMPT. DISH
LACW1800212 - 12CM (24)



CLASSIC NEW BONE



EGG CUP
LACW1807006 - 6CM (12)



SQUARE BOWL
LAHW1900208 - 7.5CM - 15CL (24)



APPETIZER DISH
LALG6075006 - 9.5CM (24)



CHINESE SPOON
LACW1802113 - 13CM (10)

CONCORD



BREAKFAST CUP
LACC3006023 - 23CL (24)
COUPE SAUCER
LACC3006116 - 16CM (24)



LINE



RIM PLATE
LALN3101018 - 17.5CM (12)
LALN3101021 - 21CM (24)
LALN3101025 - 25CM (24)
LALN3101027 - 27CM (12)
LALN3101030 - 30.5CM (12)



RIM SOUP PLATE
LALN3102022 - 22CM - 30CL (24)
LALN3102026 - 26.5CM - 42CL (12)



Vitrified ceramics made from high quality materials perfectly suited for the fast-paced food service environment.
Fortis is both beautiful, practical and durable.



Inspired by the flora of the Fynbos ecoregion, with delicate designs and earthy tones reminiscent of the South African landscapes.

ALOE GREEN



ORGANIC ROUND BOWL
NG4507-24GR
W:24.8CM X H:8CM - 150CL (4)
NG4507-30GR
W: 30.5CM X H: 9.5CM -300CL (4)
NG4507-40GR
W: 40.5CM X H: 12.5CM - 600CL (3)



ROUND DEEP COUPE PLATE
NG4509-17GR
DIA: 17CM X H: 4.5CM - 30CL (6)
NG4509-23GR
DIA: 23CM X H: 4.5CM - 90CL (4)
NG4509-25GR
DIA: 25.5CM X H: 4.5CM - 110CL (3)



RECTANGULAR PLATE
NG4508-24GR - 25.5 X 14.5CM (6)
NG4508-30GR - 30 X 17CM (4)
NG4508-34GR - 35.5 X 18CM (4)
NG4508-45GR - 45 X 21CM (3)



COFFEE CUP
NG4505-GR - 25CL (6)



SAUCER
NG4506-GR - 15CM (6)



ROUND PLATE
NG4520-18GR - 18CM (6)
NG4520-28GR - 28CM (6)



OVAL BOWL
NG4521-12GR - 12CM - 30CL (6)



DIP DISH
NG4527-GR - 9CM - 5CL (6)



NEW

TABLEWARE

FYNBOS

ATLANTIC BLUE



RECTANGULAR PLATE
NG4503-26BL - 25.5 X 14.5CM (6)
NG4503-30BL - 30.5 X 17CM (4)
NG4503-35BL - 35.5 X 18.5CM (4)



ORGANIC ROUND BOWL
NG4502-24BL
W: 25.8CM X H:8CM - 150CL (4)
NG4502-30BL
W: 30.5CM X H: 9.5CM - 300CL (4)
NG4502-40BL
W: 40.5CM X H: 12.5CM - 600CL (3)



OBLONG SLIM
NG4501-BL - 38CM X 10CM (6)



DEEP BAMBOO



RECTANGULAR BOARD
NG4665-20BR - 20 X 14 X 2CM (6)
NG4665-25BR - 25.5 X 18 X 2.5CM (3)
NG4665-30BR - 29.5 X 20 X 3CM (3)



BRUSHED SAND



OVAL PLATE
NG4504-30AN - 30.5 X 16.5 X 3CM (4)
NG4504-36AN - 35.5 X 19 X 3.5CM (4)



TABLEWARE


TEMPEST

Tempest black textured ceramic crockery is a stylish and sophisticated choice for the food service industry. The unique texture adds an element of interest and depth to the classic black colour. Adding a unique look and feel to each item.

BLACK



COUPE PLATE
DA-1102 - 19.5CM (24)
DA-1101 - 26CM (24)
DA-1100 - 29CM (12)



DEEP COUPE PLATE
DA-1104 - 24CM - 52CL (24)
DA-1103 - 28CM - 100CL (24)

NEW



OVAL PLATTER
DA-1125 - 31 X 23CM (12)
DA-1126 - 38 X 29CM (6)

NEW



PIZZA PLATE
DA-1123 - 31CM (12)

NEW



CANAPE TRAY
DA-1118 - 31 X 11.5CM (12)



RECTANGULAR TRAY
DA-1107 - 37 X 16CM (24)

NEW



LASAGNE DISH
DA-1122 - 40CL (12)

NEW



SOUP/CEREAL BOWL
DA-1114 - 15CM - 50CL (12)



ROUND DISH
DA-1106 - 6.5CM - 5CL (24)



OVAL SAUCE DISH
DA-1105 - 10CM - 8CL (24)

NEW

TABLEWARE

TEMPEST

BLACK



RIBBED RAMEKIN
DA-1117 - 9CM - 14CL (24)



UNHANDLED JUG
DA-1112 - 10CL (24)
DA-1124 - 20CL (24)



BISTRO MUG
DA-1119 - 30CL (24)

OTHER ORDER CODES
DOUBLE WELL SAUCER
DA-1116 - 15CM (24)



UNIVERSAL CUP
DA-1115 - 23CL (24)
DOUBLE WELL SAUCER
DA-1116 - 15CM (24)



ESPRESSO CUP
DA-1120 - 7CL (24)
ESPRESSO SAUCER
DA-1121 - 12CM (24)



TEAPOT
DA-1113 - 50CL (12)



SACHET HOLDER
DA-1111 - 9CM (12)



TABLEWARE

STUDIO

Walled ceramic crockery has a sleek and simple design that allows the food to take centre stage while the high-quality material ensures durability and longevity. Available in classic black & white, these pieces are perfect for any setting.

BLACK



DEEP BOWL
DA-1077 - 11CM - 25CL (24)



FLAT BOWL
DA-1076 - 11CM - 8CL (24)



CEREAL BOWL
DA-1078 - 17CM - 60CL (24)



DEEP PASTA/SALAD BOWL
DA-1079 - 21CM - 120CL (12)



PLATE
DA-1066 - 19.5CM (24)
DA-1067 - 23.5CM (24)
DA-1068 - 28CM (12)



WHITE



DEEP BOWL
DA-1072 - 11CM - 25CL (24)



FLAT BOWL
DA-1075 - 11CM - 8CL (24)



CEREAL BOWL
DA-1073 - 17CM - 60CL (24)



DEEP PASTA/SALAD BOWL
DA-1074 - 21CM - 120CL (12)



PLATE
DA-1063 - 19.5CM (24)
DA-1064 - 23.5CM (24)
DA-1065 - 28CM (12)

PRIMA

Elegance of fine china with the resilience of a genuine catering product.

The Prima Range encompasses the entire spectrum of essential tableware, along with a number of elegant extras. Clean lines and a modern white body result in a range that can be applied across a broad range of functions and operations designed to facilitate stacking.

WHITE

**ROUND PLATE**

SP-DA206 - 16.5CM (24)
 SP-DA205 - 19CM (24)
 SP-DA204 - 23CM (24)
 SP-DA203 - 25CM (24)
 SP-DA202 - 27CM (24)
 SP-DA201 - 29CM (12)
 SP-DA200 - 31CM (12)

**COUPE PLATES**

SP-DA402 - 19CM (24)
 SP-DA405 - 22.5CM (24)
 SP-DA401 - 26CM (24)
 SP-DA400 - 29CM (12)

**SQUARE BOWL**

DA-1060 - 18CM - 45CL (24)
 DA-1062 - 23CM - 65CL (24)

**SOUP/CEREAL BOWL**

SP-DA215 - 19CM - 25CL (24)

SOUP/PASTA PLATE

SP-DA214 - 24CM - 38CL (24)

**OVAL COUPE PLATTER**

DA-1005 - 23 X 18CM (12)
 DA-1004 - 25.5 X 18CM (12)
 DA-1006 - 31 X 23CM (12)
 DA-1036 - 38 X 29CM (6)

**OVAL RIMMED PLATTER**

DA-219 - 31CM (12)
 DA-218 - 36CM (12)

**SQUARE PLATE**

DA-1016 - 18CM (24)
 DA-1014 - 23CM (12)
 DA-1015 - 28CM (12)

**GOURMET PASTA BOWL**

SP-DA241
 28CM - 30CL (12)

**PASTA PLATE**

SP-DA213 - 28CM - 38CL (12)

**SQUARE DIP DISH**

DA-234 - 12CM - 25CL (24)



PRIMA

WHITE

**COUPE PASTA/SALAD BOWL**

SP-DA404 - 24CM - 52CL (24)
 SP-DA403 - 28CM - 100CL (12)

**NARROW RIMMED SOUP PLATE**

SP-DA903 - 22CM - 35CL (24)

**NARROW RIMMED DESSERT BOWL**

SP-DA904 - 16CM - 18CL (24)

**RICE BOWL**

DA-230 - 10CM - 15CL (24)

**STACKING SOUP CUP**

DA-1030 - 34CL (24)

DOUBLE WELL SAUCER

DA-996 - 15CM (24)

**BOWL**

DA-1003 - 12 X 7CM - 43CL (24)

**VEGGIE BOWL**

DA-1070 - 17CM - 26CL (24)



NARROW RIM

NARROW RIMMED

SP-DA900 - 17CM (24)
 SP-DA905 - 20CM (24)
 SP-DA902 - 23CM (24)
 SP-DA901 - 25CM (24)

**PIZZA PLATE**

DA-019 - 26CM (12)
 DA-014 - 31CM (12)

**MULTI-PURPOSE**

DA-229 - 14CM - 60CL (12)

**OATMEAL BOWL**

SP-DA216 - 15.5CM - 33CL (24)

**SALAD BOWL**

SP-DA007 - 18CM - 60CL (24)

PASTA/SALAD BOWL

SP-DA1007 - 26CM - 120CL (12)

**NOODLE BOWL**

SP-DA242 - 22CM - 140CL (24)



PRIMA

WHITE



SLANT TOP BOWL
DA-222 - 20CM - 55CL (12)



OVAL BOWL
DA-1086 - 18CM - 36CL (24)
DA-1088 - 23CM - 65CL (24)



ALFA ESPRESSO CUP
DA-700 - 6CL (24)
ALFA ESPRESSO SAUCER
DA-711 - 12CM (24)

ALFA CUP
DA-1000 - 20CL (24)
DA-1001 - 27CL (24)

DOUBLE WELL SAUCER
DA-996 - 15CM (24)

FLAT SAUCER
DA-1044 - 15CM (24)



NON-STACKING TEA CUP
DA-210 - 23CL (24)
DOUBLE WELL SAUCER
SP-DA211 - 15CM (24)



STACKING CUP
DA-209 - 20CL (24)
DOUBLE WELL SAUCER
SP-DA211 - 15CM (24)



STACKING MUG
DA-999 - 28CL (24)



COFFEE MUG
DA-1012 - 30CL (24)



SAUCE DISH
DA-233 - 10CM 10CL (24)
SALAD/FRUIT BOWL
DA-232 - 16CM 35CL (24)
PASTA BOWL
DA-231 - 24CM - 120CL (12)



CAPPUCCINO CUP
DA-207 - 24CL (24)
DA-208 - 30CL (24)
DOUBLE WELL SAUCER
SP-DA211 - 15CM (24)



SQUARE ESPRESSO CUP
DA-161 - 6CL (24)
ESPRESSO SAUCER
DA-162 - 12CM (24)
SQUARE CAPPUCCINO CUP
DA-159 - 20CL (24)
DA-158 - 30CL (24)
CAPPUCCINO SAUCER
DA-160 - 15CM (24)



TEA CUP
DA-1042 - 22CL (24)
FLAT SAUCER
DA-1044 - 15CM (24)



COFFEE CUP
DA-305 - 22CL (24)
SAUCER
DA-306 - 15CM (24)



BLACK MUG
DA-1019 - 30CL (24)

PRIMA

WHITE



CAFÉ ESPRESSO CUP
DA-701 - 7CL (24)
ALFA ESPRESSO SAUCER
DA-711 - 12CM (24)

CAFÉ MUG
DA-994 - 26CL (24)
DA-995 - 36CL (24)

DOUBLE WELL SAUCER
DA-996 - 15CM (24)
SAUCER TRAY
DA-998 - 29 X 13CM (24)



CLASSIC MUG
DA-1013 - 29CL (24)



CREAMER
DA-1050 - 5CL (24)
DA-221 - 10CL (12)
DA-220 - 25CL (12)
BANQUETING JUG
DA-1051 - 50CL



TEA POT WITH LID
DA-301 - 50CL (6)
LID ONLY
DA-301L - 50CL (6)
TEA POT WITH LID
DA-300 - 100CL (6)
LID ONLY
DA-300L - 100CL (8)



SUGAR BOWL WITH LID
DA-304 - 20CL (12)



BISTRO MUG
DA-992 - 30CL (24)
DOUBLE WELL SAUCER
DA-996 - 15CM (24))
BISTRO MUG
DA-993 - 36CL (24)



TEA POT WITH LID
DA-228 - 50CL (6)
LID ONLY
DA-228L - 50CL (6)



SUGAR BOWL WITH LID
DA-227 - 20CL (12)



CREAMER - ROUND
DA-303 - 10CL (12)
DA-302 - 25CL (12)



HANDLED SAUCE
DA-1071 - 15CL (12)



SACHET HOLDER
DA-011 - 9CM (12)

ITALIA

"Traditional Italian shape cups that enhance the aromas and tastes of coffee to a perfect balance"



WHITE



A



B

A

ESPRESSO CUP
GS-R805C-W - 7CL (12)

ESPRESSO SAUCER
GS-R806S-W - 12.5CM (12)

CAPPUCCINO CUP
GS-R808C-W - 16CL (12)
GS-R812C-W - 28CL (12)

CAPPUCCINO SAUCER
GS-R809S-W - 14.2CM (12)
GS-R813S-W - 16CM (12)

B

OPEN CAPPUCCINO CUP
GS-R815C-W - 21CL (12)

CAPPUCCINO SAUCER
GS-R816S-W - 14CM (12)

BLACK



A



B

A

ESPRESSO CUP
GS-R805C-B - 7CL (12)

ESPRESSO SAUCER
GS-R806S-B - 12.5CM (12)

CAPPUCCINO CUP
GS-R808C-B - 16CL (12)
GS-R812C-B - 28CL (12)

CAPPUCCINO SAUCER
GS-R809S-B - 14.2CM (12)
GS-R813S-B - 16CM (12)

B

OPEN CAPPUCCINO CUP
GS-R815C-B - 21CL (12)

CAPPUCCINO SAUCER
GS-R816S-B - 14.2CM (12)

ITALIA

BROWN



A



B

A

ESPRESSO CUP
GS-R805C-BR - 7CL (12)

ESPRESSO SAUCER
GS-R806S-BR - 12.5CM (12)

CAPPUCCINO CUP
GS-R808C-BR - 16CL (12)
GS-R812C-BR - 28CL (12)

CAPPUCCINO SAUCER
GS-R809S-BR - 14.2CM (12)
GS-R813S-BR - 16CM (12)

B

OPEN CAPPUCCINO CUP
GS-R815C-BR - 21CL (12)

CAPPUCCINO SAUCER
GS-R816S-BR - 14CM (12)

RED



A



B

A

ESPRESSO CUP
GS-R805C-R - 7CL (12)

ESPRESSO SAUCER
GS-R806S-R - 12.5CM (12)

CAPPUCCINO CUP
GS-R808C-R - 16CL (12)
GS-R812C-R - 28CL (12)

CAPPUCCINO SAUCER
GS-R809S-R - 14.2CM (12)
GS-R813S-R - 16CM (12)

B

OPEN CAPPUCCINO CUP
GS-R815C-R - 21CL (12)

CAPPUCCINO SAUCER
GS-R816S-R - 14CM (12)

BLUE



A



B

A

ESPRESSO CUP
GS-R805C-BL - 7CL (12)

ESPRESSO SAUCER
GS-R806S-BL - 12.5CM (12)

CAPPUCCINO CUP
GS-R808C-BL - 16CL (12)
GS-R812C-BL - 28CL (12)

CAPPUCCINO SAUCER
GS-R809S-BL - 14.2CM (12)
GS-R813S-BL - 16CM (12)

B

OPEN CAPPUCCINO CUP
GS-R815C-BL - 21CL (12)

CAPPUCCINO SAUCER
GS-R816S-BL - 14CM (12)

PRIMA ACCESSORIES

WHITE

**TOOTHPICK HOLDER**
DA-1054 - 5CM (24)**CANAPÉ TRAY**
DA-1034 - 31 X 11.5CM (12)**STACKING SQUARE SERVER**
DA-1084 - 10 X 10CM - 13CL (24)**STACKING RECTANGULAR SERVER**
DA-1083 - 16.5 X 10CM - 35CL (12)**SAUCE DISH**
DA-237 - 6.5CM - 3CL (24)**RAMEKIN**
DA-013 - 9CM - 14CL (24)**RECTANGULAR TRAY**
DA-1082 - 22 X 14CM (12)
DA-1055 - 28 X 15CM (12)
DA-1081 - 35 X 14CM (12)
DA-1110 - 33.5 X 20CM (12)**RIBBED RAMEKIN**
DA-015 - 9CM (24)**EGG CUP**
DA-225 - 5CL (12)**ROUND DISH**
DA-226 - 8CM - 4CL (24)**SAUCE DISH**
DA-236 - 6CM - 2CL (24)

PRIMA ACCESSORIES

WHITE

**SHARP ANGLE BOWL**
DA-1021 - 8CM - 5CL (24)**COCKTAIL SPOON**
DA-1090 - 12.5CM (24)**CANAPÉ SPOON**
DA-1035 - 10CM (48)**LASAGNE DISH**
DA-009 - 40CL (12)
DA-010 - 60CL (12)**DEEP BOWL**
DA-016 - 10CM (24)**SAUCE DISH EGG SHAPE**
DA-1023 - 10CM - 10CL (24)**SAUCE CUP**
DA-1008 - 8CL (24)
DA-017 - 15CL (24)
DA-018 - 22CL (24)**DIPPER POT**
DA-1053 - 7CL (24)**CHIP MUG**
DA-1052 - 9CM - 22CL (24)

PRIMA ACCESSORIES

WHITE



SNAIL DISH
DA-012 - 20CM (12)



3 DIV. CONDIMENT DISH
DA-991 - 18CM (24)



ASHTRAY
DA-217 - 9CM (12)
OUTDOOR ASHTRAY
DA-1009 - 9CM (12)



PEPPER SHAKER
DA-224 - 6CM (12)
SALT SHAKER
DA-223 - 6CM (12)



PEPPER SHAKER
DA-1011 - 8CM (12)
SALT SHAKER
DA-1010 - 8CM (12)



OVAL EARED DISH
DA-238 - 20CM - 35CL (12)



OVAL DIVIDED BOWL
DA-1085 - 20CM (12)



BUD VASE
DA-240 - 15CM (12)



ACCENT

"Inspires excellence, creativity and individuality".

The accent range inspires excellence, creativity and individuality in presentation by providing a selection of signature, accent and buffet pieces. Expressive shapes inspire chefs to go beyond the ordinary in enhancing the appeal of any dish. Robust product designed for use in the hospitality industry.

WHITE



LARGE SALAD/SOUP BOWL
NGFAW6862-41 - 41CM (2)



LARGE BOWL WITH GRAIN
NG6105-36 - 36CM (4)



SOUP/PASTA BOWL
NGFAW6660-28 - 28CM (12)



DIVIDED DISH
NG5510A-23 - 23CM (12)



QUADRILATERAL PLATE
NG6226B-36 - 36CM (2)



FLARED LARGE BOWL
NG6249-30 - 30CM (8)



RECTANGULAR BOARD
NG4665-20 - 20 X 14CM (6)
NG4665-25 - 25 X 18CM (12)
NG4665-30 - 30 X 21CM (12)



SQUARE PLATE
NG4546-19 - 19CM (12)
NG4546-25 - 25CM (12)
NG4546-30 - 30CM (6)

TABLEWARE
ACCENT

WHITE



RECT. 3-DIVIDED DISH
NG5510-17 - 17CM (6)



RECT. 2-DIVIDED DISH
NG5511-14 - 14CM (12)



SQUARE FOOTED BOWL
NG6177-11 - 11CM (12)
NG6177-18 - 18CM (6)
NG6177-27 - 27CM (6)



SQUARE TRUMPET SHAPE BOWL
NG4519-12 - 12CM (12)
NG4519-18 - 18CM (6)
NG4519-23 - 23CM (8)



BAMBOO LEAF PLATE
NG4556-20 - 20CM (6)



SLANT TOP BOWL
NG7164-18 - 18CM (6)
NG7164-20 - 20CM (3)



RECT. PLATE WITH HANDLE
NG6184-29 - 29 X 13CM (12)
NG6184-38 - 38 X 17CM (3)



RECTANGULAR PLATE
NG5466-37 - 37 X 20CM (3)
NG5466-45 - 45 X 28CM (2)



CUTLERY

We offer a range of the finest cutlery shapes, from simple to ornate, traditional to contemporary, along with speciality items such as serving gear and steak knives in 18/10 S/Steel.

18/10 S/Steel contains 18% chrome and 10% nickel. Therefore 18/10 provides great protection against corrosion, scratching and assists with longer lasting brilliance and shine.



PINTINOX

Superior cutlery products made in Italy since 1929. Specifically made with quality S/Steel intended for modern catering.

MILLENIUM 18/10



SPOON

PN22700001 - (12) TABLE
 PN22700004 - (12) DESSERT
 PN22700007 - (12) TEA/COFFEE
 PN22700011 - (1) SERVING
 PN22700039 - (12) SOUP
 PN22700008 - (12) MOKA

FORK

PN22700002 - (12) TABLE
 PN22700005 - (12) DESSERT
 PN22700012 - (1) SERVING
 PN22700017 - (12) PASTRY
 PN22700028 - (12) FISH

KNIFE

PN22700003 - (12) TABLE
 PN22700006 - (12) DESSERT
 PN22700029 - (12) FISH
 PN22700067 - (12) STEAK

CAKE SERVER

PN22700020 - (1)

PINTINOX

ROMA 18/10



SPOON

PN22000004 - (12) DESSERT
 PN22000007 - (12) TEA
 PN22000008 - (12) MOKA
 PN08300039 - (12) SOUP

FORK

PN22000002 - (12) TABLE
 PN22000005 - (12) DESSERT
 PN22000017 - (12) CAKE
 PN22000028 - (12) FISH

KNIFE

PN22000003 - (12) TABLE
 PN22000006 - (12) DESSERT
 PN08300067 - (12) STEAK
 PN22000029 - (12) FISH



SIRIO 18/10

SPOON

PN22600001 - (12) TABLE
 PN22600004 - (12) DESSERT
 PN22600007 - (12) TEA/COFFEE
 PN22600008 - (12) MOKA
 PN22600039 - (12) SOUP

FORK

PN22600002 - (12) TABLE
 PN22600005 - (12) DESSERT
 PN22600017 - (12) PASTRY
 PN22600028 - (12) FISH

KNIFE

PN22600003 - (12) TABLE
 PN22600006 - (12) DESSERT
 PN22600029 - (12) FISH

RITZ 18/10



SPOON

PN22800001 - (12) TABLE
 PN22800004 - (12) DESSERT
 PN22800007 - (12) TEA/COFFEE
 PN22800008 - (12) MOKA
 PN22800039 - (12) SOUP
 PN22800036 - (12) LONG DRINK

FORK

PN22800002 - (12) TABLE
 PN22800005 - (12) DESSERT
 PN22800017 - (12) PASTRY
 PN22800028 - (12) FISH

KNIFE

PN22800003 - (12) TABLE
 PN22800006 - (12) DESSERT
 PN22800029 - (12) FISH
 PN22800067 - (12) STEAK

PALACE 18/10



SPOON

PN16900001 - (12) TABLE
 PN16900004 - (12) DESSERT
 PN16900007 - (12) TEA/COFFEE
 PN16900008 - (12) MOKA
 PN16900039 - (12) SOUP
 PN16900036 - (12) LONG DRINK

FORK

PN16900002 - (12) TABLE
 PN16900005 - (12) DESSERT
 PN16900017 - (12) PASTRY
 PN16900028 - (12) FISH
 PN16900027 - (12) OYSTER

KNIFE

PN16900003 - (12) TABLE
 PN16900006 - (12) DESSERT
 PN16900029 - (12) FISH
 PN16900067 - (12) STEAK
 PN16900025 - (12) BUTTER

ACCESSORIES 18/10



A

STEAK KNIFE
 PN07500067 - (12)

B

CHEESE KNIFE
 PN074000AA - (1)

C

LOBSTER PICK
 PN074000AF - (1)

D

SEAFOOD CRACKER
 PN074000AG - (1)

SOLA

Manufacturing and designing cutlery in the Netherlands since 1922.
Sola guarantees perfect quality control from raw material selection, manufacturing processes and production.

LOTUS 18/10



SPOON

- SHC-11LOTU011 - (12) TABLE
- SHC-11LOTU012 - (12) DESSERT
- SHC-11LOTU013 - (12) ENGLISH SOUP
- SHC-11LOTU302 - (12) TEA
- SHC-11LOTU303 - (12) LONGDRINK
- SHC-11LOTU307 - (12) DEMITASSE
- SHC-11LOTU402 - (12) COCKTAIL

FORK

- SHC-11LOTU021 - (12) TABLE
- SHC-11LOTU022 - (12) DESSERT
- SHC-11LOTU024 - (12) FISH
- SHC-11LOTU404 - (12) COCKTAIL

KNIFE

- SHC-11LOTU110 - (12) STEAK (STANDING)
- SHC-11LOTU111 - (12) TABLE (REGULAR)
- SHC-11LOTU112 - (12) TABLE (STANDING)
- SHC-11LOTU113 - (12) DESSERT (REGULAR)
- SHC-11LOTU114 - (12) DESSERT (STANDING)
- SHC-11LOTU115 - (12) BUTTER (REGULAR)
- SHC-11LOTU116 - (12) BUTTER (STANDING)
- SHC-11LOTU117 - (12) STEAK (REGULAR)
- SHC-11LOTU124 - (12) FISH

WINDSOR 18/10



SPOON

- SHC-11WIND011 - (12) TABLE
- SHC-11WIND012 - (12) DESSERT
- SHC-11WIND025 - (12) ENGLISH SOUP
- SHC-11WIND302 - (12) TEA
- SHC-11WIND303 - (12) LONGDRINK
- SHC-11WIND307 - (12) DEMITASSE

FORK

- SHC-11WIND021 - (12) TABLE
- SHC-11WIND022 - (12) DESSERT
- SHC-11WIND024 - (12) FISH

KNIFE

- SHC-11WIND111 - (12) TABLE MONO.
- SHC-11WIND113 - (12) DESSERT MONO.
- SHC-11WIND115 - (12) WINDSOR-STEAK MONO
- SHC-11WIND116 - (12) BUTTER MONO.
- SHC-11WIND124 - (12) FISH

DONAU 18/10



SPOON

- SHC-11DONA011 - (12) TABLE
- SHC-11DONA012 - (12) DESSERT
- SHC-11DONA026 - (12) ENGLISH SOUP
- SHC-11DONA303 - (12) LONGDRINK
- SHC-11DONA307 - (12) DEMITASSE
- SHC-11DONA402 - (12) COCKTAIL
- SHC-11DONA302 - (12) TEA

FORK

- SHC-11DONA021 - (12) TABLE
- SHC-11DONA022 - (12) DESSERT
- SHC-11DONA024 - (12) FISH
- SHC-11DONA404 - (1) COCKTAIL

KNIFE

- SHC-11DONA110 - (12) STEAK MONOBLOC
- SHC-11DONA112 - (12) TABLE MONOBLOC
- SHC-11DONA114 - (12) DESSERT MONOBLOC
- SHC-11DONA116 - (12) SIDE PLATE MONO.
- SHC-11DONA124 - (12) FISH

FORTIS

Fortis cutlery offers affordable food service quality cutlery in 18/0 or 18/10 options.
Available in various styles and designed with perfect balance.

TRADITIONAL 18/10



SPOON

- JS-ET102 - (12) TABLE
- JS-ET105 - (12) DESSERT
- JS-ET108 - (12) TEA
- JS-ET110 - (12) ICE CREAM
- JS-ET112 - (12) COFFEE
- JS-ET115 - (12) SOUP

FORK

- JS-ET101 - (12) TABLE
- JS-ET104 - (12) DESSERT
- JS-ET106 - (12) FISH
- JS-ET113 - (12) CAKE

KNIFE

- JS-ET100 - (12) TABLE
- JS-ET103 - (12) DESSERT
- JS-ET107 - (12) FISH
- JS-ET199 - (12) STEAK

SORRENTO 18/10



SPOON

- JS-S105 - (12) DESSERT
- JS-S108 - (12) TEA
- JS-S110 - (12) ICE CREAM
- JS-S112 - (12) COFFEE
- JS-S115 - (12) SOUP

FORK

- JS-S101 - (12) TABLE
- JS-S104 - (12) DESSERT
- JS-S106 - (12) FISH
- JS-S113 - (12) CAKE

KNIFE

- JS-S100 - (12) TABLE
- JS-S103 - (12) DESSERT
- JS-S107 - (12) FISH
- JS-S199 - (12) STEAK



FORTIS



ENGLISH S/STEEL

SPOON

- JS-E202 - (12) TABLE
- JS-E205 - (12) DESSERT
- JS-E208 - (12) TEA
- JS-E210 - (12) ICE CREAM
- JS-E213 - (12) COFFEE
- JS-E216 - (12) SOUP

FORK

- JS-E201 - (12) TABLE
- JS-E204 - (12) DESSERT
- JS-E206 - (12) FISH
- JS-E214 - (12) CAKE

KNIFE

- JS-E200 - (12) TABLE
- JS-E203 - (12) DESSERT
- JS-E207 - (12) FISH
- JS-E217 - (12) STEAK POINTED

FORTIS



ELOFF S/STEEL

SPOON

- JS-K003 - (12) TABLE
- JS-K004 - (12) TEA
- JS-K006 - (12) SOUP
- JS-K008 - (12) COFFEE
- JS-K010 - (12) SODA
- JS-K013 - (12) DESSERT

FORK

- JS-K002 - (12) TABLE
- JS-K005 - (12) CAKE
- JS-K012 - (12) DESSERT

KNIFE

- JS-K001 - (12) TABLE
- JS-K011 - (12) DESSERT
- JS-K014 - (12) STEAK POINTED



CAPRI S/STEEL

SPOON

- JS-C403 - (12) TABLE
- JS-C404 - (12) TEA
- JS-C408 - (12) COFFEE
- JS-C410 - (12) SOUP
- JS-C411 - (12) DESSERT
- JS-C415 - (12) ICE CREAM

FORK

- JS-C402 - (12) TABLE
- JS-C406 - (12) DESSERT
- JS-C409 - (12) CAKE
- JS-C413 - (12) FISH

KNIFE

- JS-C401 - (12) TABLE
- JS-C405 - (12) DESSERT
- JS-C412 - (12) FISH
- JS-C414 - (12) STEAK POINTED

STEAK KNIVES AND FORKS



BROAD BLADE PLASTIC HANDLE
KNS5125 - 125MM



BROAD BLADE STEEL HANDLE
KNS4125 - 125MM



ELEGANCE SHARP TIP
KNG9125 - 125MM (ABS)



ELEGANCE SHARP TIP
KNG9126 - 125MM (WH)



SHARP TIP
KNS0125 - 125MM



ROUND TIP
KNS0100 - 100MM



DELUXE WOODEN HANDLE
KNS3125 - 125MM



DELUXE BROAD BLADE WOODEN HANDLE
KNS2125 - 125MM



STEAK KNIFE
KNV8110 - 110MM



NEW **POINTED STEAK KNIFE**
KNV7110 - 110MM



STEAK FORK
KNF8110 - 190MM

AVAILABLE IN THESE COLOURS (ON REQUEST):



ELEGANT
GZC-K2032 - (12)



TRADITIONAL S/STEEL



SPOON

- JS-T102 - (12) TABLE
- JS-T105 - (12) DESSERT
- JS-T108 - (12) TEA
- JS-T110 - (12) ICE CREAM
- JS-T112 - (12) COFFEE
- JS-T115 - (12) SOUP

FORK

- JS-T101 - (12) TABLE
- JS-T104 - (12) DESSERT
- JS-T106 - (12) FISH
- JS-T113 - (12) CAKE

KNIFE

- JS-T107 - (12) FISH
- JS-T100 - (12) TABLE
- JS-T103 - (12) DESSERT
- JS-T199 - (12) STEAK POINTED



GLASSWARE

A wide offering of quality glassware specifically designed for the food service industry. From lead-free crystal glass to stemware and speciality cocktail glasses.

Our products are sourced from reputable manufacturers and are suited for any occasion whether formal or casual.



"Elegant and practical glassware for every day use"

Bormioli Rocco uses the finest natural resources to create superior glass for homes and businesses around the world. The range has been specifically designed for use in the catering industry in accordance with the most advanced manufacturing techniques.

- Our Crystal Range is made from superior lead-free crystal glass and encompasses strength, clarity, shine and innovation.
- The Standard Range is comprehensive and its versatile shapes are designed with emphasis on functionality and practicality.
- The Toughened Range is unsurpassed in strength and functionality. The manufacturing process employed renders it safer than ordinary glass and, in addition, tempered glass is also 2.5 times more resilient to thermal shock than ordinary glass.



A - LASER CUTTING

For thin rims that enhance the perception of wine qualities and elevate the tasting experience.



B - REDUCED THICKNESS

Excellent distribution of glass around the rim and along the sides.



C - STAR GLASS

Bormioli Rocco's innovative and exclusive chemical composition that produces an ultra-clear, highly transparent lead-free crystal glass.



D - PULLED STEM

A particular process whereby the stem is pulled from the same gob of molten glass as the bowl ensures elegant shapes, ultra-high strength and flexibility.



E - XLT

The exclusive reinforcing treatment that strengthens the stem and protects it over time.



INFINITY COLOUR

The process of colouring the glass during production phase. This process allows the colour to remain unchanged throughout the lifespan of the glass. All infinity colours glassware is dishwasher safe.



STACKABILITY

Space saver shapes designed to economise on storage and transport.



EXTREME RESISTANCE

2,5x stronger leaving the glassware resistant to impact and thermal shock. Made for intensive use.



TEMPERED GLASS

High resistance to thermal shock, impact and machine washing cycles. The exclusive reinforcing treatment that strengthens the stem and protects it over time.



SOMMELIER ITALIAN ASSOCIATION

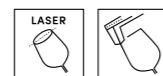
In partnership with Italian Association of Sommeliers.



NEW

TABLEWARE

FLORIAN



PROSECCO
BR1.99413 - 21CL
H220MM W65MM (6)



RED WINE
BR1.99411 - 53.5CL
H221MM W92MM (6)



DOF
BR1.99416 - 37.5CL
H113MM W78MM (6)



BEVERAGE
BR1.99415 - 43CL
H141MM W73MM (6)

TABLEWARE

AMERICA '20S



COCKTAIL COUPE
BR1.22137 - 23CL
H157MM W98MM (6)



COCKTAIL
BR1.22129 - 25CL
H202MM W78MM (6)



GIN TONIC
BR1.22128 - 75CL
H226MM W109MM (6)



MARTINI
BR1.22142 - 25CL
H180MM W108MM (6)

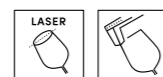


FIZZ
BR1.22150 - 27.5CL
H140MM W107MM (6)



COGNAC
BR1.22147 - 65CL
H164.5MM W107MM (6)

AMERICA '20S



LILAC ROSE



ROCKS
BR1.22157 - 30CL
H83.5MM W83.5MM (6)

DOF
BR1.22153 - 37CL
H92MM W88MM (6)



ROCKS
BR1.22156 - 30CL
H83.5MM W83.5MM (6)

DOF
BR1.22152 - 37CL
H92MM W88MM (6)



LONG DRINK
BR1.22159 - 40CL
H158MM W68MM (6)

COOLER
BR1.22155 - 49CL
H162MM W73.5MM (6)



LONG DRINK
BR1.22158 - 40CL
H158MM W68MM (6)

COOLER
BR1.22154 - 49CL
H162MM W73.5MM (6)



NEW



CORDIAL/LIQUEUR
BR1.22146 - 8CL
H150MM W56MM (6)

NEW



NICK & NORA
BR1.22145 - 14CL
H158.5MM W76MM (6)



COOLER
BR1.22141 - 48CL
H162MM W98MM (6)

NEW



DOF
BR1.22139 - 38CL
H92MM W88MM (6)



SHOT
BR1.22148 - 8CL
H80MM - W45MM (6)



INALTO



UNO FLUTE
BR3.65740 - 28CL
H243MM W74MM (6)



UNO SMALL
BR3.65730 - 38CL
H207MM W89MM (6)



UNO MEDIUM
BR3.65720 - 47CL
H220MM W95MM (6)



UNO LARGE
BR3.65710 - 56CL
H233MM W100MM (6)



UNO EXTRA LARGE
BR3.65700 - 64CL
H243MM W104MM (6)



TRESENSI MEDIUM
BR3.65743 - 43CL
H220MM W85MM (6)



TRESENSI LARGE
BR3.65742 - 55CL
H235MM W91MM (6)



TRE SENSI SHERRY
BR3.65747 - 15CL
H178MM W62MM (6)



UNO DOF
BR3.65750 - 45CL
H103MM W92MM (6)



ELECTRA



FLUTE
BR1.92343 - 23CL
H235MM W62MM (6)



MEDIUM
BR1.92351 - 44CL
H216MM W87MM (6)



LARGE
BR1.92352 - 55CL
H230MM W95MM (6)



XL
BR1.92342 - 65CL
H240MM W102MM (6)



DOF
BR1.92344 - 38CL
H100MM W84MM (6)



LONG DRINK
BR1.92345 - 39CL
H129MM W76MM (6)


AURUM




FLUTE
BR1.80811 - 23CL
H235MM W68MM (6)



WHITE WINE
BR1.80821 - 35CL
H203MM W83MM (6)



BURGUNDER
BR1.80831 - 43CL
H213MM W89MM (6)



ROSSO
BR1.80841 - 52CL
H225MM W93MM (6)

TABLEWARE
PREMIUM



CHAMPAGNE
BR1.70061 - 26CL
H245MM W78MM (6)



SAUVIGNON
BR1.70190 - 33CL
H219MM W78MM (6)



CHIANTI CLASSIC
BR1.70031 - 38.5CL
H226MM W81MM (6)



BARBERA D'ASTI
BR1.70181 - 47CL
H233MM W86MM (6)



CHARDONNAY
BR1.70041 - 60CL
H238MM W86MM (6)



NEBBIOLO
BR1.70011 - 67CL
H238MM W108MM (6)



MOD. F COGNAC
BR1.70071 - 64.5CL
H162MM W108MM (6)



AQUA FRIZZANTE
BR1.91861 - 43CL
H105MM W85MM (6)



TABLEWARE
RISERVA



CHAMPAGNE
BR1.26281 - 20.5CL
H224MM W75MM (6)



CABERNET
BR1.26261 - 37CL
H200MM W84MM (6)



NEBBIOLO
BR1.26271 - 49CL
H212MM W90MM (6)



BORDEAUX
BR1.67221 - 53.5CL
H233MM W90MM (6)



D.O.F.
BR1.57100 - 41CL
H987MM W87MM (6)



COGNAC
BR1.30210C - 54.5CL
H149MM W99MM (6)



GRAPPA
BR1.66180 - 8CL
H163MM W56MM (6)



DEGUSTAZIONE TASTER GLASS
BR1.67260 - 21.3CL
H151MM W66MM (6)



MILANO



FLUTE
BR1.36120M - 17CL
H196MM W58MM (12)



WATER
BR1.36130M - 27CL
H180MM W79MM (12)



GOBLET
BR1.36140M - 34.8CL
H188MM W83MM (12)



TUMBLER
BR4.30100M - 30CL
H85MM W82MM (12)



DOF
BR4.30110M - 38CL
H92MM W89MM (12)



LONG DRINK
BR4.30120M - 40CL
H130MM W75MM (12)

LUNA



ROCKS
BR1.91180 - 26CL
H97MM W80MM (12)



DOF
BR1.91200 - 34CL
H108MM W87MM (12)



LONG DRINK
BR1.91190 - 35CL
H137MM W76MM (12)



COOLER
BR1.91210 - 45CL
H145MM W82MM (12)

GINA



FB30 DOF
BR5.10970 - 30.8CL
H97MM W77MM (6)



H28 HIGH BALL
BR5.10130 - 28.7CL
H142MM W62MM (6)



FH33 LONG DRINK
BR5.10980 - 33.5CL
H160MM W62MM (6)
FB22 TUMBLER
BR5.12080 - 24.3CL
H91MM W72MM (6)



FIORE



FIORE - SCHNAPS
BR1.29090 - 5.5CL
H145MM W56MM (12)



AURUM CARAFFA PITCHER
BR1.80860 - 150CL
H300MM W115MM (6)



PREMIUM DECANTER
BR1.70450 - 193CL
H240MM W216MM (2)



YPSILON




SHOT
BR1.57110 - 7CL
H107MM W50MM (24)



AFTER DINNER
BR1.25040 - 15CL
H95MM W77MM (6)



PRE DINNER
BR1.25020 - 25.5CL
H107MM W92MM (12)



DOF
BR1.25060 - 34CL
H116MM W100MM (12)



LONG DRINK
BR1.25030 - 30.8CL
H159MM W77MM (12)



DESSERT BOWL
BR3.40750 - 37.5CL
H90MM W130MM (12)



FLUTE
BR1.25010 - 16CL
H235MM W64MM (6)



TABLEWARE
SORGENTE



WATER CLEAR
BR3.40420 - 30CL
H107MM W82MM (12)



DIAMOND



DOF
BR3.02260 - 38.5CL
H102MM W91MM (6)



COOLER
BR3.50240 - 47CL
H143MM W85MM (6)



ESTE



DOF
BR6.66226 - 39CL
H107MM W89MM (6)



COOLER
BR6.66228 - 49CL
H157MM W84MM (6)



CASSIOPEA



TUMBLER
BR2.34510 - 33CL
H88MM W86MM (12)
DOF
BR2.34520 - 41CL
H107MM W85MM (12)



COOLER
BR2.34530 - 48CL
H147MM W80MM (12)



TABLEWARE
ROCK BAR



ONE SHOT
BR5.18000 - 7CL
H64MM W51MM (36)



ROCKS GLASS
BR5.17530 - 27CL
H92MM W84MM (6)



LONG DRINK
BR5.16170 - 37CL
H120MM W83MM (6)




JUICE GLASS
BR5.17520 - 20CL
H83MM W75MM (6)



DOF
BR5.16160 - 39CL
H100MM W91MM (24)



COOLER
BR5.16180 - 48CL
H130MM W90MM (6)



OXFORD



ROCKS
BR3.40766 - 31.2CL
H99MM - W85MM (6)



COOLER
BR3.40782 - 39.5CL
H143MM - W82MM (6)



BODEGA



MINI
BR7.10860 - 22.5CL
H59MM W82MM (12)



MEDIUM
BR7.10870 - 35.5CL
H89MM W85MM (12)



MAXI
BR7.10880 - 50.5CL
H120MM W88.5MM (12)



POMPEI BOWLS



SMALL
BR4.17010 - 3.9CL
H30MM W60MM (24)



MEDIUM
BR4.17070 - 10CL
H41MM W80MM (6)



LARGE
BR4.17020 - 24CL
H53MM W105MM (6)

BEER



HARMONIA
BR1.28970 - 38.5CL
H201MM W73MM (6)
BR1.28980 - 58CL
H213MM W84MM (6)



CRAFT BEER AND BRANDY



EXECUTIVE BEER
BR1.28540 - 37.5CL
H184MM W80MM (6)



ALE / COCKTAIL
BR3.30246 - 42CL
H174MM W86MM (6)



SNIFTER
BR1.30210 - 53CL
H149MM W99MM (24)



PREMIUM - MOD. F COGNAC
BR1.70071 - 64.5CL
H162MM W108MM (6)



AMERICA '20S COGNAC
BR1.22147 - 65CL
H164.5MM W107MM (6)



WHISKEY



STONE - D.O.F.
BR6.66218 - 40CL
H107MM W89MM (6)



LOUNGE - D.O.F.
BR6.66224 - 40CL
H107MM W89MM (6)



CASSIOPEA - WHISKEY
BR2.34510 - 33CL
H88MM W86MM (12)
BR2.34520 - 41CL
H107MM W85MM (12)



GINA - FB30
BR5.10970 - 30.8CL
H97MM W77MM (6)



LUNA - DOF
BR1.91200 - 34CL
H108MM W87MM (12)



RISERVA - D.O.F.
BR1.57100 - 41CL
H98MM W87MM (6)



YPSILON - DOF
BR1.25060 - 34CL
H116MM W100MM (12)



AMERICA '20S - DOF
BR1.22139 - 38CL
H92MM W88MM (12)



AMERICA '20S SAPPHIRE BLUE DOF
BR1.22152 - 37CL
H92MM W88MM (6)
ROCKS
BR1.22156 - 30CL
H83.5MM W83.5MM (6)



AMERICA '20S LILAC ROSE DOF
BR1.22153 - 37CL
H92MM W88MM (6)
ROCKS
BR1.22157 - 30CL
H83.5MM W83.5MM (6)




COCKTAIL



YPSILON COCKTAIL
BR1.24490 - 24.5CL
H182MM W114MM (6)



BARTENDER COCKTAIL/ CHAMPAGNE GLASS
BR3.20757B - 30CL
H165MM W87.5MM (12)



YPSILON MARGARITA
BR1.66440 - 33CL
H174MM W117MM (6)



AMERICA '20S MARTINI
BR1.22142 - 25CL
H180MM W108MM (12)



JAZZ LONG DRINK
BR1.29470 - 33CL
H200MM W71MM (24)



ALE / COCKTAIL
BR3.30246 - 42CL
H174MM W86MM (6)



COCKTAIL



DIAMOND - COOLER
BR3.50240 - 47CL
H143MM W85MM (6)



CASSIOPEA - COCKTAIL
BR2.34530 - 48CL
H147MM W80MM (12)



ESTE - COOLER
BR6.66228 - 49CL
H157MM W84MM (6)



BODEGA - MEDIUM
BR7.10870 - 35.5CL
H89.5MM W85MM (12)



BODEGA - MAXI
BR7.10880 - 50.5CL
H120MM W88.5MM (12)



AMERICA '20S COOLER
BR1.22141 - 48CL
H162MM W98MM (24)



AMERICA '20S SAPPHIRE BLUE COOLER
BR1.22154 - 49CL
H162MM W73.5MM (6)



AMERICA '20S LILAC ROSE COOLER
BR1.22155 - 49CL
H162MM W73.5MM (6)



NOVECENTO - FIZZ
BR1.22114 - 22CL
H124MM W90MM (6)



NOVECENTO - MARTINI
BR1.22112 - 23.5CL
H155MM W95MM (6)



AMERICA '20S COCKTAIL
BR1.22129 - 25CL
H202MM W78MM (6)



AMERICA '20S COCKTAIL COUPE
BR1.22137 - 23CL
H157MM W98MM (6)



AMERICA '20S FIZZ
BR1.22150 - 27.5CL
H140MM W107MM (6)



HOT DRINK



ICON JARRA MUG
BR4.16831 - 32CL
H107MM W81MM (6)



AMUSE BOUCHE AND SHOT



ROCK BAR ONE SHOT GLASS
BR5.18000 - 7CL
H64MM W51MM (36)



SORGENTE LIQUEUR
BR3.40440 - 7CL
H59MM W82MM (24)



AMERICA'20S - SHOT
BR1.22148 - 8CL
H80MM - W45MM (6)



YPSILON - SHOT
BR1.57110 - 7CL
H107MM W50MM (24)



BICCHIERI DUBLINO LIQUEUR
BR1.68169 - 3.4CL
H71MM W45MM (6)



BICCHIERI DUBLINO LIQUEUR
BR1.69249 - 5.7CL
H89MM W51MM (6)



DIAMOND - SHOT
BR3.50238 - 6CL
H71MM W59MM (6)



YPSILON AFTER DINNER
BR1.25040 - 15CL
H95MM W77MM (24)



YPSILON PRE DINNER
BR1.25020 - 25.5CL
H107MM W92MM (12)



BODEGA MINI
BR7.10860 - 22.5CL
H59MM W82MM (12)



TABLEWARE
DESSERT



GELATO - BOWL
BR1.33990 - 28CL
H166MM W100MM (6)



**ROCKBAR
DESSERT /
MILKSHAKE**
BR3.40310 - 38CL
H182MM W85MM (6)



**FORTUNA
DESSERT BOWL**
BR1.91410 - 30CL
H180MM W125MM (6)



**DIAMOND - MINI
DESSERT BOWL**
BR3.02200 - 22.5CL
H60MM W110MM (12)



**DIAMOND
DESSERT BOWL**
BR3.02262 - 36CL
H99MM W115MM (6)



**YPSILON
DESSERT BOWL**
BR3.40750 - 37.5CL
H90MM W130MM (12)



ARIA - ALFA DESSERT BOWL
BR2.35683 - 25CL
H70MM W133MM (12)



ARIA - BETA DESSERT BOWL
BR2.35682 - 25CL
H62MM W112MM (12)



TABLEWARE
GIN



PREMIUM - GIN COCKTAIL
BR1.70184 - 76CL
H255MM W108MM (6)



AMERICA '20S - GIN TONIC
BR1.22128 - 75CL
H226MM W109MM (12)



CARAFES/JUGS



YPSILON - CARAFE
BR1.25071 - 28.5CL
H165MM W68MM (12)
BR1.25081 - 55CL (6)
H204MM W84MM
CARAFE JUG
BR1.25001 - 108CL (6)
H255MM W104MM



**BISTROT
BROCCA JUG**
BR1.46140 - 30CL
H115MM W62MM (12)
BR1.46150 - 61CL
H145MM W77MM (12)
BR1.46160 - 116CL
H186MM W93MM (6)

New lead-free crystal glass composition, with physical aesthetics comparable to conventional lead crystal results in exceptional clarity and brilliance, with extra strength and durability



NEW

TABLEWARE

DESIRE

Award winning design. Every single glass is uncompromisingly clear and brilliant. Aerlumer - the bottom curl lines at the bowl makes for unprecedented appreciation experiences.



UNIVERSAL
1LS10US15 - 42CL
220 X 88MM (24)



RICH WHITE
1LS10RW17 - 48.5CL
216 X 96MM (24)



ELEGANT RED
1LS10ER21 - 59CL
220 X 110MM (24)



Aerlumer encourages micro-oxidation and softens the wine while swirling. It allows diversified interaction between wine and air, intentionally subtle to avoid effects when discovering colours of wines

HONG KONG HIP

Hong Kong Hip Series - with modern and edgy silhouette, it is sure to make a statement and is perfect for occasions where the finest wines and the most fashionable society come together to create the most hip and happening dining scene.



CHAMPAGNE
1LS04CP09 - 27CL
270 X 59MM (24)



CHARDONNAY
1LS04CD15 - 42.5CL
247.5 X 83MM (24)



CABERNET
1LS04CB19 - 54.5CL
263 X 90MM (24)



BURGUNDY
1LS04BG32 - 91CL
252 X 122MM (24)



DOUBLE ROCK
1LT04DR13 - 37CL
90 X 91MM (24)



HI BALL
1LT04HB10 - 29CL
127 X 66MM (24)



TABLEWARE

SHANGHAI SOUL

It is the definitive stemware range that meets the highest sommelier standards. It is intended for premium wines, ultra fine dining and elite socializing where nothing is compromised.



CHAMPAGNE
1LS03CP09 - 25CL
265.5 X 58.5MM (24)



CHARDONNAY
1LS03CD14 - 40.5CL
244.5 X 82MM(24)



BEAUJOLAIS
1LS03BJ18 - 51.5CL
257.5 X 88MM (24)




BURGUNDY
1LS03BG23 - 66.5CL
249 X 104MM(24)



HI BALL
1LT03HB10 - 28.5CL
123 X 66MM (24)



DOUBLE ROCK
1LT03DR14 - 39.5CL
92 X 88MM (24)



SERENE

This glassware series elevates special occasions to enjoy a pleasurable moment with friends amidst fine ambience. The design's objective is to communicate simple, practical and casual sensations, capturing the essence of timeless style that constantly embraces modernity together with time honoured values.



DOUBLE ROCK
1LT17DR14 - 39.5CL
87 X 87MM (24)



LONG DRINK
1LT17LD15 - 40CL
148 X 70MM (24)



Established in 1979, Ocean glassware manufactures quality glassware for the food service industry. Ocean glassware brings out the joy and pleasure to drink and dine in every moment.

Inspired by aesthetics and creativity, Ocean glassware passionately produces innovative and stylish glassware to enhance values of drinking and dining experiences



NEW

TABLEWARE

MADISON

The Madison range of glassware are all fine rim



FLUTE
1015F07 - 21CL
230 X 56MM (24)



WHITE WINE
1015W12 - 35CL
210 X 78MM (24)



RED WINE
1015R15 - 42.5CL
224 X 82MM (24)



BORDEAUX
1015A21 - 59CL
224 X 98MM (24)



BURGUNDY
1015D22 - 65CL
209 X 108MM (24)



MARGARITA
1015M12 - 34.5CL
190 X 116MM (24)



MARTINI
1015C10 - 28.5CL
192 X 120MM (24)



COGNAC
1015N22 - 65CL
150 X 105MM (24)



WATER GOBLET
1015G15 - 42.5CL
166 X 82MM (24)



LONG DRINK
1C18414 - 39CL
110 X 80MM (48)



Ocean

NEW

TABLEWARE

SANTE

The Sante range of glassware are all fine rim



FLUTE CHAMPAGNE
1026F07 - 21CL
229 X 60MM (24)



WHITE WINE
1026W12 - 34CL
213 X 79MM (24)



RED WINE
1026R15 - 42CL
225 X 85MM (24)



BORDEAUX
1026A21 - 59.5CL
235 X 97MM (24)




BURGUNDY
1026D22 - 63.5CL
212 X 109MM (24)



WATER GOBLET
1026G14 - 40.5CL
82 X 168MM (24)



STEMLESS WINE
1C24216 - 46.5CL
115 X 88MM (48)



VINO



WHITE WINE
1530W12 - 33.5CL
206 X 80MM (48)



RED WINE
1530R16 - 47CL
227 X 87MM (48)



Ocean



TABLEWARE

LEXINGTON

The Lexington range of glassware are all fine rim



FLUTE CHAMPAGNE
1019F06 - 18.5CL
210 X 57MM (48)



WHITE WINE
1019G13 - 37CL
203 X 83MM (48)



RED WINE
1019R16 - 45.5CL
217 X 87MM (48)



COCKTAIL
1019C07 - 20.5CL
160 X 100MM (48)



ROCK
1C18512 - 34.5CL
80 X 90MM (48)



HI BALL
1C18513 - 37CL
110 X 80MM (48)

CARAFES



BISTRO
1V13610 - 27CL
160 X 65.5MM (48)
1V13621 - 58.5CL
216 X 80MM (24)
1V13633 - 94CL
250 X 93MM (24)



TEMPO
1B13610 - 29CL
160 X 65.5MM (48)
1B13621 - 61CL
216 X 80MM (24)
1B13634 - 97CL
250 X 93MM (24)



TABLEWARE

CUT TUMBLERS

TRAZE - DOUBLE ROCKS



PAST
1P03661 - 35CL
91 X 88MM (36)



PRESENT
1P03662 - 35CL
91 X 8MM (36)



FUTURE
1P03663 - 35CL
91 X 88MM (36)

TRAZE - HI BALL



PAST
1P03664 - 35CL
150 X 70MM (36)



PRESENT
1P03665 - 35CL
150 X 70MM (36)



FUTURE
1P03666 - 35CL
150 X 70MM (36)

CONNEXION



WHISKEY ROCK
1P02880 - 30.5CL
90 X 89MM (24)



DOUBLE ROCK
1P02807 - 35CL
91 X 86MM (48)



HI BALL
1P02808 - 35CL
152 X 69MM (48)



LONG DRINK
1P02809 - 43CL
159 X 74MM (36)



MIXING
1P02810 - 62.5CL
156 X 95.5MM (12)



CONDIMENT BOWL
1P02820 - 100MM
55 X 100MM (24)

JUBILEE



ROCK
1B22712 - 34CL
85 X 90MM (48)



HI BALL
1B22711 - 33.5CL
115 X 74.5MM (48)



NEW

TABLEWARE

TUMBLERS

IVORY



ROCK
1B13009 - 26.5CL
85 X 75.5MM (72)
1B13011 - 32CL
90 X 80MM (72)



HI BALL
1B13013 - 37CL
135 X 68.5MM (72)
1B13016 - 46CL
150 X 72MM (72)

IRIS

The Iris range of glassware are all fine rim



ROCK
1C13011 - 32CL
90 X 80M (72)



HI BALL
1C13013 - 37CL
135 X 68.5MM (72)



Ocean

NEW

TABLEWARE

TUMBLERS

TOP DRINK



ROCK
1B00311 - 32.5CL
90 X 79.5MM (72)



HI BALL
1B00310 - 30.5CL
125 X 65.5MM (72)



LONG DRINK
1B00313 - 37.5CL
145 X 65.5MM (72)

TANGO



ROCK
1B13312 - 35CL
93 X 91MM (48)



LONG DRINK
1B13315 - 42.5CL
165 X 76MM (48)



STUDIO



ROCK
1B16112 - 34.5CL
96.5 X 97MM (48)



LONG DRINK
1B16115 - 43.5CL
135 X 92MM (48)



Ocean



TABLEWARE

TUMBLERS

FIN LINE



JUICE
1B01206 - 17.5CL
86.5 X 59MM (72)



HI BALL
1B01210 - 28CL
120 X 63.5MM (72)



HI BALL
1B01213 - 35.5CL
150 X 63.5MM (72)

FYN

The FYN range of glassware are all fine rim



ROCK
1C24010 - 29CL
90 X 78MM (72)



DOUBLE ROCK
1C24014 - 39.5CL
105.5 X 82.5MM (48)



HI BALL
1C24012 - 35CL
140 X 70MM (48)

LEXINGTON

The Lexington range of glassware are all fine rim



ROCK
1C18512 - 34.5CL
80 X 90MM (48)



HI BALL
1C18513 - 37CL
110 X 80MM (48)



MADISON

The Madison and Sante ranges of glassware are all fine rim



LONG DRINK
1C18414 - 39CL
110 X 80MM (48)



STEMLESS WINE
1C24216 - 46.5CL
115 X 88MM (48)



Ocean



TABLEWARE

HOT DRINK

KENYA



ESPRESSO CUP
1P01642 - 6.5CL
56 X 73MM (6)



CAPPUCCINO CUP
1P01641 - 24.5CL
78 X 110.5MM (6)



MUG
1P01640 - 32CL
103 X 114.5MM (6)



SLIM MUG
1P01644 - 32CL
143 X 105MM (6)



ESPRESSO SAUCER
1P01672 - 11CM
18 X 110MM (6)
FITS WITH
1P01642 - 6.5CL
56 X 73MM (6)



CAPPUCCINO SAUCER
1P01671 - 15CM
150 X 20MM (6)
FITS WITH
1P01641 - 24.5CL
78 X 110.5MM (6)
1P01640 - 32CL
103 X 114.5MM (6)
1P01644 - 32CL
143 X 105MM (6)



Ocean



TABLEWARE

BEER



CUBA HURRICANE
1522H16 - 45CL
188 X 79MM (24)



CRAFTMHAN TUMBLER
1B23220 - 56.5CL
178 X 91MM (48)



CONICAL SUPER
1B01022 - 62CL
165 X 88MM (48)



VIVA - FOOTED
1B16315 - 42CL
240 X 80MM (24)



IMPERIAL
1R00216 - 47.5CL
220 X 78MM (24)



TIARA FOOTED
1B17514 - 39.5CL
185 X 74MM (48)



MODULAR
1B24516 - 46CL
119 X 83MM (48)



MODULAR
1B24522 - 63CL
157 X 83MM (48)



MADISON - WATER GOBLET
1015G15 - 42.5CL
166 X 82MM (24)



SANTE - WATER GOBLET
1026G14 - 40.5CL
168 X 82MM (24)



Ocean



TABLEWARE

COCKTAIL



MADISON BURGUNDY
1015D22 - 65CL
209 X 108MM (24)



CONNEXION GIN COCKTAIL
1527D21 - 60CL
192 X 107MM (24)



MADISON MARGARITA
1015M12 - 34.5CL
190 X 116MM (24)



MADISON MARTINI
1015C10 - 28.5CL
192 X 120MM (24)



LEXINGTON COCKTAIL
1019C07 - 20.5CL
160 X 100MM (48)



CUBA HURRICANE
1522H16 - 45CL
188 X 79MM (24)



MADISON WATER GOBLET
1015G15 - 42.5CL
166 X 82MM (24)



SANTE WATER GOBLET
1026G14 - 40.5CL
168 X 82MM (24)



CONNEXION LONG DRINK
1P02809 - 43CL
159 X 74MM (36)



LONG DRINK
1B13315 - 42.5CL
165 X 76MM (48)



TIARA FOOTED
1B17514 - 39.5CL
185 X 74MM (48)



WHISKEY ROCK
1P02880 - 30.5CL
90 X 89MM (24)



Ocean



TABLEWARE

COCKTAILS - HI BALL



TRAZE PAST
1P03664 - 35CL
150 X 70MM (36)



TRAZE PRESENT
1P03665 - 35CL
150 X 70MM (36)



TRAZE FUTURE
1P03666 - 35CL
150 X 70MM (36)

CLASSICS AND SHOOTERS



BRANDY
1501X12 - 34CL
124 X 86MM (48)



SHERRY
1501P04 - 13CL
147 X 56.5MM (48)



UNO
4P02910 - 3.5CL
66 X 45MM (72)



PLAZA
1P00210 - 5.5CL
60 X 55MM (72)



SOLO
1P00110 - 6CL
70 X 54MM (72)



TABLEWARE

WHISKEY



FYN - ROCK
1C24010 - 29CL
90 X 78MM (72)



**CONNEXION
DOUBLE ROCK**
1P02807 - 35CL
86 X 91MM (48)



FYN - DOUBLE ROCK
1C24014 - 39.5CL
105.5 X 82.5MM (48)



IVORY - ROCK
1B13009 - 26.5CL
85 X 75.5MM (72)



IVORY - ROCK
1B13011 - 32CL
90 X 80MM (72)



IRIS - ROCK
1C13011 - 32CL
90 X 80MM (72)



**TRAZE PAST
DOUBLE ROCKS**
1P03661 - 35CL
91 X 88MM (36)



**TRAZE PRESENT
DOUBLE ROCKS**
1P03662 - 35CL
91 X 88MM (36)



**TRAZE FUTURE
DOUBLE ROCKS**
1P03663 - 35CL
91 X 88MM (36)



**CONNEXION
WHISKEY ROCK**
1P02880 - 30.5CL
90 X 89MM (24)



STUDIO - ROCK
1B16112 - 34.5CL
96.5 X 97MM (48)



JUBILEE - ROCK
1B22712 - 34CL
85 X 90MM (48)



LEXINGTON - ROCK
1C18512 - 34.5CL
80 X 90MM (48)



TANGO - ROCK
1B13312 - 35CL
93 X 91MM (48)



NEW

TABLEWARE

BOWLS



**CONNEXION
CONDIMENT BOWL**
1P02820 - 100MM
55 X 100MM (24)



**VERRINE
SHALLOW BOWL**
1P03720 - 78.5MM
30 X 78.5MM (72)



**VERRINE - DEEP
BOWL**
1P03721 - 78.5MM
55 X 55MM (72)



STACK BOWL
1P00623 - 104MM
46 X 104MM (72)
1P00624 - 121MM
54.5 X 121MM (48)



ALASKA - DESSERT



ICE CREAM CUP
1P00115 - 20.5CL
78.5 X 102MM (24)



SUNDAE CUP
1P00315 - 22.7CL
145 X 100MM (24)



SODA CUP
1P00415 - 35.5CL
190 X 81MM (24)



Ocean

áqua
GLASSWARE

Meets the standards required by the demanding hospitality industry



AQUA - COCKTAIL

NEW



HURRICANE
AQU1001 - 44CL (12)



ALE/COCKTAIL
SW0530-42 - 37CL (24)



MARTINI COCKTAIL
SW0950-42 - 22.5CL (24)



MARGARITA
SW1200-42 - 29.5CL (24)

NEW



GIN & TONIC
SW1900-42 - 65CL (24)



áqua
GLASSWARE

WINE



FLUTE
SW0720-42 - 21.5CL (24)



WHITE WINE
SW0060-42 - 25CL (24)



RED WINE
SW0650-42 - 30CL (24)

NEW



LARGE WHITE WINE
SW1600-42 - 38.5CL (24)

NEW



LARGE RED WINE
SW1630-42 - 49CL (24)



BEER



FLARED PILSNER
B7-15DF - 37CL (24)



WILLY
B2-14A - 38CL (48)



NEW



BEER MUG
AQU1002 - 64CL (6)

TUMBLERS



WHISKEY
B1-9BBF - 26CL (48)
B2-9BBF - 32.5CL (48)



FRESIA TUMBLER
PM0370-42 - 35CL (48)



FRESIA TUMBLER
PM0390-42 - 50CL (48)



ZOMBIE
B1-11A - 33CL (48)



HI BALL
B1-10A - 27CL (48)



HOT DRINKS

NEW



IRISH COFFEE MUG
AQU1005 - 24CL (12)

NEW



LATINO MUG
AQU1004 - 28CL (12)



FOOTED MUG
M1-1PJF - 28.5CL (24)

NEW

DECANTERS AND JUGS



DECANTER
AQU1007 - 33CL (6)
AQU1006 - 108CL (6)



CLASSIC JUG
JG0520-42 - 1.5LT (6)



TULIP WITH LID
JG0610-41L - 2.1LT (6)

NEW

TABLEWARE

POLYCARBONATE



CHAMPAGNE FLUTE
GPC0190 - 19CL (6)



PINA COLADA GLASS
GPH0390 - 39CL (6)



HURRICANE GLASS
GPH0410 - 41CL (6)



MARTINI CUP
GPM0280 - 28CL (6)



MARGARITA CUP
GPM0285 - 28.5CL (6)



COCKTAIL CUP
GPP0410 - 41CL (6)



TUMBLER
GPT0300 - 30CL (6)



TUMBLER
GPT0470 - 47CL (6)



RED WINE
GPW0335 - 33.5CL (6)



GIBRALTAR TUMBLER
LTS0265 - 26.5CL (6)



GIBRALTAR TUMBLER
LTS0405 - 40.5CL (6)



SHOT GLASS
PSG0030 - 3CL (6)



SALT AND PEPPER MILLS

PARIS - U'SELECT WHITE

Paris U'Select, allows the user to choose from different settings for coarseness or fineness. This provides the perfect grind: from roughly cracked to a fine dust, and gives consistency when switching back and forth.



SALT MILL
PEU27810 - 18CM (6)
PEPPER MILL
PEU27803 - 18CM (6)



SALT MILL
PEU27797 - 12CM (6)
PEPPER MILL
PEU27780 - 12CM (6)



PARIS - BLACK



SALT MILL
PEU1870418/SME - 18CM (6)
PEPPER MILL
PEU1870418 - 18CM (6)



SALT MILL
PEU1870412/SME - 12CM (6)
PEPPER MILL
PEU1870412 - 12CM (6)



PARIS - CHOCOLATE



SALT MILL
PEU870418/SME/1 - 18CM (6)
PEPPER MILL
PEU870418/1 - 18CM (6)



SALT MILL
PEU870412/SME/1 - 12CM (6)
PEPPER MILL
PEU870412/1 - 12CM (6)



SALT MILL
PEU870430/SME/1 - 30CM (3)
PEPPER MILL
PEU870430/1 - 30CM (3)



PEPPER MILL
PEU870450/1 - 50CM (1)



SALT AND PEPPER MILLS

PARIS - NATURAL



SALT MILL
PEU0870418/SME - 18CM (6)
PEPPER MILL
PEU0870418 - 18CM (6)



SALT MILL
PEU0870412/SME - 12CM (6)
PEPPER MILL
PEU0870412 - 12CM (6)



NANCY - ACRYLIC



SALT MILL
PEU900830/SME - 30CM (3)
PEPPER MILL
PEU900830 - 30CM (3)



SALT MILL
PEU900818/SME - 18CM (6)
PEPPER MILL
PEU900818 - 18CM (6)



SALT MILL
PEU900812/SME - 12CM (6)
PEPPER MILL
PEU900812 - 12CM (6)

HOSTELLERIE



CHOCOLATE PEPPER MILL
PEU22648 - 22CM (6)



NATURAL PEPPER MILL
PEU806-1 - 22CM (6)



SALT AND PEPPER MILLS

BISTRO



NATURAL SALT MILL
PEU9800-1/SME - 10CM (6)
NATURAL PEPPER MILL
PEU800-1 - 10CM (6)



BLACK MATT SALT MILL
PEU24208 - 10CM (6)
BLACK MATT PEPPER MILL
PEU22730 - 10CM (6)



WHITE SALT MILL
PEU22440 - 10CM (6)
WHITE PEPPER MILL
PEU24215 - 10CM (6)



CHOCOLATE SALT MILL
PEU22600 - 10CM (6)
CHOCOLATE PEPPER MILL
PEU22594 - 10CM (6)

BAYA



NATURAL SALT MILL
PEU27889 - 8CM (6)



CHOCOLATE PEPPER MILL
PEU27896 - 8CM (6)



ROYAN - GREY



SALT MILL
PEU33897 - 14CM (6)



PEPPER MILL
PEU33880 - 14CM (6)



ELIS - S/STEEL



SALT MILL
PEU27179 - 20CM (1)



PEPPER MILL
PEU27162 - 20CM (1)

FIDJI - BLACK



SALT MILL
PEU17149 - 15CM (6)
PEPPER MILL
PEU17132 - 15CM (6)

SALT AND PEPPER MILLS

BALI - ACRYLIC



WHITE - SALT MILL
PEU25793 - 8CM (6)



BLACK - PEPPER MILL
PEU25786 - 8CM (6)



BALTIC - ACRYLIC



SALT MILL
PEU25779 - 8CM (6)



PEPPER MILL
PEU25762 - 8CM (6)



LINEA ALPHA
PEU25854
FITS WITH BALTIC
AND BALI (6)

TAHITI



WHITE - SALT MILL
PEU24253 - 20CM (6)



BLACK - PEPPER MILL
PEU18382 - 20CM (6)



SALT / PEPPER GRINDERS

FEATURES

- S/Steel grinding mechanism



WOODEN PEPPER GRINDER
PGW0150 - 150MM
PGW0300 - 300MM
PGW0500 - 500MM




ACRYLIC SALT AND PEPPER GRINDER
SPG0150 - 150MM (SET)

SALT/PEPPER SIZING

Salt granule should be 4mm and pepper corn 6mm or less.

PLACEMATS


The hospitality industry continues to turn to macFAB for innovative and ground breaking products, which help reduce both energy and laundry costs while combining sophisticated textures and finishes with durability and ease of maintenance. macFAB placemats are made from spun polyester yarn coated with waterproof PVC to create a beautiful, highly functional item for the hospitality industry. It is stain resistant, ultra strong and easy to clean. Mats are suitable for both indoor and outdoor use, as the material is UV protected for life.



SEA BREEZE
MF140
30 X 41CM (12)




SHORELINE
MF103
30 X 41CM (12)



TITANIUM
MF099
30 X 41CM (12)




BURLAP
MF038
30 X 41CM (12)




COFFEE BEAN
MF035
30 X 41CM (12)




MINK
MF150
30 X 41CM (12)




PAPRIKA
MF054
30 X 41CM (12)



CW ALUMINIUM
MF003
30 X 41CM (12)



BIRCH
MF039
30 X 41CM (12)



MICA
MF141
30 X 41CM (12)



SOLID BLACK
MF040
30 X 41CM (12)



TERRACOTTA
MF002
30 X 41CM (12)



CLAY
MF123
30 X 41CM (12)



*The items on this page are available ex stock, Other patterns and finishes are available on request

CLEANING AND MAINTENANCE



PLACEMATS

CLEANING

Placemats are easily cleaned with soap and water. Should a stubborn stain occur, the woven polyvinyl can withstand gentle rubbing with hot soapy water or a bleach-based detergent.

DISHWASHERS

Do not put placemats into the dishwasher.

SANITIZING

A high temperature sanitizer can be used once a week to ensure that the placemats remain hygienic. This product cannot be ironed since it is made of vinyl.

STORAGE

Store placemats flat or neatly rolled up. Do not allow them to be folded or allow them to crease.



CROCKERY

DETERGENTS

Choosing the correct detergent is important. High alkaline content will eventually damage the glaze surface. Always follow the manufacturer's instructions and do not use more than the recommended quantities.

TEMPERATURE

A wash temperature of 60°C is generally optimal for achieving the correct balance between ensuring the effective removal of food particles and maximizing the longevity of the glaze. Dishwashers Avoid any vibration of plates against each other through proper loading and through the use of plastic coated racks and baskets. Ensure that the manufacturer's instructions are followed. Wash cutlery in separate baskets to prevent metal markings on the crockery.

HANDLING

Do not use metal utensils, scrapers, abrasive pads and powders or bleach for removing food particles. Only borax or gentle, non-abrasive household cleaners should be used to remove stains. Metal markings can be avoided by placing tableware on plastic or rubber mats.

ROTATION

Rotating the tableware in use promotes even wear and tear. Ensure that there is enough stock in operation to prevent excessive use and premature deterioration.

MICROWAVES

Ceramic tableware with metallic decorations such as gold or silver are not suitable for microwave ovens.

THERMAL SHOCK

Ceramic tableware is not designed to withstand excessive thermal shock conditions e.g. from the freezer to the hot oven. Do not expose tableware to a naked flame or heated electric element.



CUTLERY

CLEANING

Wash cutlery in hot soapy water as soon as possible after use. Rinse immediately with hot water and wipe cutlery with a dry, clean cloth immediately. Never leave dirty cutlery to soak and never leave cutlery damp, especially 18/0 S/Steel grade.

DETERGENTS

Use only pH neutral or slightly alkaline detergents. Don't use products containing hypochlorides (bleach) or silver dip. Always follow the manufacturer's instructions and do not use more than the recommended quantities.

DISHWASHERS

Do not mix stainless steel or silver plate in the same load. Ensure that the manufacturer's instructions are followed and do not allow cutlery to stand in the dishwasher after the cycle is completed. Cutlery must be dried with a clean cloth.

POLISHING

Stainless steel cutlery will perform better if it is polished from time to time with a recommended stainless steel polish.

CLEANING AND MAINTENANCE



GLASSWARE

CLEANING

Glassware should be cleaned immediately after use to avoid stubborn residues. Wash glassware in hot water and rinse with cold water. Crystal glass should be washed in lukewarm water. Scrub glassware thoroughly with a brush ensuring that all surfaces are covered. Do not use any harsh cleaning utensils such as a steel wool pad to wash glassware as this will cause scratches.

DETERGENTS

For stubborn stains, use a mild detergent only. Always follow the manufacturer's instructions and do not use more than the recommended quantities. After using a detergent, ensure that glassware is rinsed thoroughly to avoid any detergent residues being left on the glass.

DISHWASHERS

Glassware can be washed in the dishwasher. However, take care not to wash glasses with very delicate long stems in the dishwasher as the possibility exists that these may break.

ROTATION

Avoid using scratched, cracked or chipped glasses.

STACKING


Avoid stacking glassware unless it is specifically identified as stackable. For best results store glasses in appropriate crates.

THERMAL SHOCK

Do not expose glassware to an open element or electric plate and do not place in the oven. Normal glass can withstand temperature changes of 42°C, and tempered glass can withstand temperature changes of 130°C.

MICROWAVES

Never allow glassware to be placed inside a microwave oven.



SALT AND PEPPER MILLS

Don't mill directly over open saucepans, casseroles or frying pans during cooking. The steam can dampen the salt and pepper which in turn can clog the mechanism.

CLEANING

Do not put your mills in the dishwasher. Clean the body of the mills with a soft, dry cloth. Never immerse the mill in water as will cause rust to appear underneath/inside the unit, but can also lead to paint cracking and swelling in the case of wooden units. Clean the insides of the mill with a small brush.

MAINTENANCE

Don't over-tighten the nut when you refill or adjust the grind. If you don't intend to use the mill for an extended period of time, remove the peppercorns or salt. When you get your mill, and once in a while after that, place a drop of mineral oil on top nut. Wood body mills will benefit from the occasional application of mineral or vegetable oil to enhance the appearance and prevent the wood from drying out. In cases, that the mechanism is not working properly, it is caused by the replacement salt crystals or pepper corns being much too big for the mechanism to handle i.e. no grinding takes place as there is no traction.

REFILL

Remove the knob and top to fill, then replace them both. Turn the mill upside down to get any seasoning out of the mechanism, and then turn the top nut clockwise to tighten loosely. It is very important to replace with similar sizing to what was originally in the mill i.e. medium to small salt crystals or peppercorns etc. Don't use wet or moisture-rich salt crystals Don't ever use salt in your pepper mill or peppercorn in a salt mill as it may well corrode the mechanism or other spices or herbs either.

STORAGE

Store your mills in a cool, dry place where they are unlikely to be knocked to the floor and get damaged. Storage over an area used for cooking is more likely to lead to a clogging up of the mill especially the salt mill as condensation may get into the seasoning material.

New Additions

Our New Additions section serves to inform our customers of any new products that have been added to our range since the launch of our Buyers Guide Edition 13.

This will further assist with ease and convenience to browse all your BCE products in one place

Section Index

Basics Shelf Post Kits	485
Chafing Fuel	495
Charcoal Oven - Pujadas	496
Chefs Torch - Gas Powered	492
Crockery - Fynbos	488 - 490, 496
Disposables	495
Food Display Lamp - Decorative	490
Glassware - Connexion Coupe	490
Grillers - Electric & Gas	487
Lids For Inserts	484
Measuring Jug Plastic	492
Milkshake Mixer	495
Piping Bags	490
Roasting Pan - S/Steel	491
Salt & Pepper Mills	494
Salt & Pepper Set	491
Shelf - Basics 4 Tier Vented	494
Shelf - Basics Add On/Corner Unit	493
Speed Rail - S/Steel	491
Urn - Electric	496
Utility Cart & Accessories	486



NEW ADDITIONS

STORAGE AND HANDLING

LIDS FOR INSERTS (NOT FOR DIRECT HEAT)



HALF
INH4005
NOT FOR DIRECT HEAT

Note
Compatible with INHA065-C, INH4100-C, INH5150-C
For reference see page 196

FULL
INF4005
NOT FOR DIRECT HEAT


Note
Compatible with INF4060-C, INF4100-C, INF4200-C, INF4150-C
For reference see pages 195-196



NEW ADDITIONS

STORAGE AND HANDLING

BASICS SHELF POST KITS



BSP0460
46 X 183MM

BSP0610
61 X 183MM

Note
Compatible with all Basics Plus add on corner units
For reference see page 204





NEW ADDITIONS

STORAGE AND HANDLING

KD CART



FEATURES

- These carts are robust and designed for both front and back-of-house transport needs
- Used for equipment and supply storage, room service delivery, or banquet room setup
- Each cart is equipped with two ergonomic handles that feature Camguard antimicrobial
- The three polypropylene shelves are durable, stain-resistant, easy to clean, and lightly textured to reduce sliding
- The generous 30cm spacing between shelves facilitates faster loading and unloading
- The aluminum uprights between shelves ensure optimal sturdiness, stability, and rust resistance
- Easy to assemble



LARGE
KCL0001
181KG
BLACK



TRASH CONTAINER
TCB0001
BLACK



**CUTLERY/
SILVERWARE BOX**
CBB0001
BLACK



PANEL SET
KCP0001
BLACK



CAMBRO



NEW ADDITIONS

HEATING

HEAVY DUTY - GRILLERS - FLOOR STANDING HALF FLAT/HALF RIBBED TOP

FEATURES

- Ultimate versatility with a half ribbed/half flat grill surface
- Unit designed to compete in the rigorous and demanding environment of busy kitchens in the most popular chains, franchises and high-end restaurants
- Heavy duty Robert Shaw thermostats for reliable and effective heating control over entire surface
- Heavy duty 12mm thick cooking surface for effective heat distribution and retention
- Sturdy, fully welded S/Steel stand with bottom shelf for additional storage (non-collapsible)
- Heavy duty fascia (temperature scale) design to inspire confidence in unit's hard working characteristics
- Solid S/Steel construction, designed to be hard working, durable, easy to clean, maintain and service
- Rear fixed castors to easily move for cleaning



ELECTRIC - 900
FRE0900

SPECIFICATIONS

SURFACE	: Half Flat Grill, Half Ribbed
POWER	: 12KW
VOLTAGE	: 380V - 3phase (N+E)
DIMENSIONS	: 918 X 765 X 1000MM
GRILL AREA	: 914 X 550MM
WEIGHT	: 100KG

OTHER ORDER CODES

INSERT HOLDER

IHF0001

MEAT RESTING TRAY

MRT0001

Note

Power cable not included



FORCE



NEW ADDITIONS

TABLEWARE

FYNBOS

Inspired by the flora of the Fynbos ecoregion, with delicate designs and earthy tones reminiscent of the South African landscapes.

KAROO SAND



ORGANIC ROUND BOWL
NG4502-25WH - 25.8 X 8CM (4)
NG4502-30WH - 30.5 X 9.5CM (4)
NG4502-40WH - 40.5 X 12.5CM (3)



COUPE BOWL
NG4522-30WH - 29.5CM (12)



ROUND PLATE
NG4520-18WH - 18CM (6)
NG4520-28WH - 28CM (6)



RECTANGULAR PLATE
NG4503-35WH - 35.5 X 18.5CM (4)
NG4503-45WH - 45 X 19CM (3)



OVAL BOWL
NG4521-12WH - 12CM - 30CL (6)



SMALL BOWL WITH HANDLE
NG4523-10WH - 10CM - 7CL (6)



MUG
NG4526-WH - 42CL (6)



COFFEE CUP
NG4524-WH - 21CL (6)
SAUCER
NG4525-WH - 16CM (6)



NEW ADDITIONS

TABLEWARE

FYNBOS

Inspired by the flora of the Fynbos ecoregion, with delicate designs and earthy tones reminiscent of the South African landscapes.

MOUNTAIN GREY



ORGANIC ROUND BOWL
NG4502-25GY - 25.8 X 8CM (4)
NG4502-30GY - 30.5 X 9.5CM (4)
NG4502-40GY - 40.5 X 12.5CM (3)



COUPE BOWL
NG4522-30GY - 29.5CM (12)



ROUND PLATE
NG4520-18GY - 18CM (6)
NG4520-28GY - 28CM (6)



RECTANGULAR PLATE
NG4503-35GY - 35.5 X 18.5CM (4)
NG4503-45GY - 45 X 19CM (3)



OVAL BOWL
NG4521-12GY - 12CM - 30CL (6)



SMALL BOWL WITH HANDLE
NG4523-10GY - 10CM - 7CL (6)



MUG
NG4526-GY - 42CL (6)



COFFEE CUP
NG4524-GY - 21CL (6)
SAUCER
NG4525-GY - 16CM (6)





NEW ADDITIONS

TABLEWARE

FYNBOS

Inspired by the flora of the Fynbos ecoregion, with delicate designs and earthy tones reminiscent of the South African landscapes.

ATLANTIC BLUE



ROUND PLATE
NG4520-18BL - 18CM (6)
NG4520-28BL - 28CM (6)



COUPE BOWL
NG4522-30BL - 29.5CM (12)



OVAL BOWL
NG4521-12BL - 12CM - 30CL (6)



SMALL BOWL WITH HANDLE
NG4523-10BL - 10CM - 7CL (6)



MUG
NG4526-BL - 42CL (6)



COFFEE CUP
NG4524-BL - 21CL (6)
SAUCER
NG4525-BL - 16CM (6)



OCEAN GLASSWARE




CONNEXION - COUPE
1527S07 - 21.5CL (24)



PIPING BAGS



DISPOSABLE
DPB0002
305 X 160MM
ROLL OF 72



DECORATIVE FOOD DISPLAY LAMP



COPPER
DDL1002

SPECIFICATIONS
VOLTAGE : 230 V
POWER : 250W
WEIGHT : 1.5KG
DIMENSIONS : 320 X 320 X 340MM



NEW ADDITIONS

UTILITIES AND SMALLS

SPEED RAIL S/STEEL



813MM
SSR1032



ROASTING PAN S/STEEL



WITH HANDLES
RPS0360
360MM X 290MM X 50MM



SALT AND PEPPER SET



58ML
SPS0003



NEW

NEW ADDITIONS

UTILITIES & SMALLS

CHEFS TORCH GAS POWERED



HEAVY DUTY
CTG0003



MEASURING JUG PLASTIC



VALUE
MJPI001 - 1L
MJPI002 - 2L
MJPI005 - 5L



NEW

NEW ADDITIONS

STORAGE AND HANDLING

BASICS ADD ON/CORNER UNIT



BAC0610
610 X 765 X 1830MM

BAC0460
460 X 765 X 1830MM

Note
Compatible with all Basics Plus shelving starter units
For reference see page 204



CAMBRO



NEW ADDITIONS

STORAGE AND HANDLING

BASICS 4 TIER VENTED SHELF



BVS0008
610 X 765 X 1830MM

BVS0007
460 X 765 X 1830MM

CAMBRO



NEW ADDITIONS

BUFFETWARE, PROCESSING AND CHEFWARE

CHAFING FUEL

FEATURES

- Less product wastage
- Easier refilling than a tub & bottle due to the convenience of a tap
- Handy fill, 1x5 litre bag equivalent to approximately 20 tins
- No splatter or mess whilst refilling a tin



- Clearly visible and easy-to-read safety warnings printed directly onto the bag
- 4 official languages included on all warning symbols

ALCOHOL REFILL BAG (METHANOL)

CFA0005
4 X 5LT

Note

For best results use only Global Chafing Fuel with Infiniti Chafers



Global (S.A.)

MILKSHAKE MIXER SINGLE HEAD (INCL CUP)



MATTE BLACK
MMA0008

SPECIFICATIONS

POWER	: 0.35kW-220V
DIMENSIONS	: 165 X 158 X 498MM
WEIGHT	: 4.5KG

OTHER ORDER CODES

MILKSHAKE CUP S/STEEL - 750ML
MSC0001

RECOMMENDATIONS

- Power surge protector plug
- Purchase of an additional 800ml cup depending on serving volumes

Note

Includes one milkshake cup-800ml

SUMMIT

SALT AND PEPPER MILLS



PEPPER MILL - LINE - DARK
PEU39929
12CM (6)



SALT MILL - LINE - NATURAL
PEU39899
12CM (6)

Note

Peugeot salt and pepper mills are now sold empty, pre-filled salt and peppercorns are no longer included.



DISPOSABLES



MOP CAPS BLACK
UDC5001
PACK OF 100



BEARD COVER
WHITE
UDC0003
PACK OF 100



MEDIUM - BLACK
NITRILE POWDER
FREE GLOVES
UDN0003
PACK OF 100





NEW ADDITIONS

HEATING & TABLEWARE



PUJADAS CHARCOAL OVEN



FEATURES

- Made entirely of high quality stainless steel.
- Coated with insulating materials that optimize the use of carbon and reduce heat radiation.
- Adjustable air inlet and smoke outlet with multiple adjustment positions.
- An interior firewall designed for enhanced security features and a thermal insulation mat that reduces heat radiation around the oven, enabling the placement of other equipment nearby.
- The spacious interior cabin of this oven enables multiple grills to be utilized comfortably, with the added safety feature of a firewall to ensure smoke is safely extracted.
- Ash drawer made of high quality stainless steel for better thermal insulation during the ignition period.
- Greater power and efficiency. A way to cook faster, cleaner and healthier.
- No need to connect to a power source, works with charcoal only.
- A 5kg charcoal load is perfect for one 50p shift, reaching cooking temperature in approximately 30 minutes with the help of the upper air flow regulator and lower adjustable air inlet for rapid internal oven heat increase.

140 STAINLESS STEEL PCO1140K

SPECIFICATIONS

DIMENSIONS	: 880 X 890 X 840MM
CAPACITY	: 130 - 140
GRILL	: 775 X 655
TEMPERATURE	: 250-350°C
WEIGHT	: 240KG



Note

Includes 1 stainless steel grill, 1 tong, 1 ash shovel, 1 charcoal poker, 1 metal brush



ELECTRIC URN



FEATURES

- Sight glass water level indicator
- Built-in boil dry protection
- Cool touch plastic handles
- Power and keep warm pilot lights
- 2,5kW embedded element boils water quickly

AVENIA - MATT BLACK URA1020-R01 20LT

SPECIFICATIONS

POWER	: 2.5kW
VOLTAGE	: 230V
DIMENSIONS	: 354 X 415 X 680MM
NET WEIGHT	: 5.2KG
CAPACITY	: 20LT



NEW ADDITIONS

HEATING & TABLEWARE

FYNBOS - ATLANTIC BLUE

Inspired by the flora of the Fynbos ecoregion, with delicate designs and earthy tones reminiscent of the South African landscapes.



RECTANGULAR PLATE NG4503-45BL - 45CM X 19CM (3)



TAPERED PREP SINK BOWL



13LT MBT1005 450MM X 130MM





NEW ADDITIONS

HEATING & TABLEWARE

FORGE SPEED CHEF

FEATURES

- Suitable for convenience foods, such as frozen pizza, burgers, and sandwiches amongst others.
- 5" touch screen controller for easy operation.
- Built-in oil smoke filter and catalytic converter.
- Adjustable fan speed in 10% increments.
- Hot air impingement locks in food moisture.
- Only suitable for use with Forge Speed Chef approved accessories.
- Convection oven heats from the bottom for even browning.



DON'T JUST COOK, SPEED COOK

ENERGY SAVING | COST EFFECTIVE | SIMPLE | FAST


17LT
HOF1000

SPECIFICATIONS

POWER	: 3,3 KW
VOLTAGE	: 230V - 50Hz - single Phase
PACKAGING (W X D X H)	: 770 x 565 x 840MM
UNIT (W X D X H)	: 460 x 675 x 660MM
NET WEIGHT	: 64KG
GROSS WEIGHT	: 88.5KG
SHIPPING VOLUME	: 0.36 m3
CAPACITY	: 17LT
COOKING STAGES	: 15

Note

Includes 1 Oven shovel, 1 Teflon coated plate aluminium, 1 Round pizza pan aluminium, 1 Teflon mesh basket, 1 Round teflon mesh, 1 Grill plate base



NEW ADDITIONS

HEATING

HEAVY DUTY - STOVE - SOLID TOP - ELECTRIC

FEATURES

- New unit designed to compete in the rigorous and demanding environment of busy kitchens in the most popular chain stores, franchises and high end restaurants.
- Heavy duty Robert Shaw control thermostats for reliable and durable control. Sturdy, stainless steel stand with bottom shelf for additional storage.
- Rear castors to easily move for cleaning
- Powerful 4 kW heating elements, for even and effective heat distribution.
- Solid stainless steel construction, designed to be hard working, durable, easy to clean, maintain and service.
- Heavy duty 16mm thick stove plates for effective heat distribution and retention



3 PLATE
FSP1003

SPECIFICATIONS

POWER	: 12kW
VOLTAGE	: 380V - 50Hz - 3Phase
PACKAGING (W x D x H)	: 1200 x 865 x 1090MM
UNIT (W x D x H)	: 1102 x 765 x 1000MM
COOKING AREA	: 969 x 537MM
NET WEIGHT	: 76KG
GROSS WEIGHT	: 80KG
SHIPPING VOLUME	: 0.71m3
SURFACE	: Flat





NEW ADDITIONS

UTILITIES & SMALLS

PIZZA CUTTER - PLASTIC HANDLE



GREEN
PCG0400
100MM



FIBERGLASS SMOOTH TRAY



BLACK
FST2350
27CM W X 35CM L



WHITE
FST1350
27CM W X 35CM L



NEW ADDITIONS

TABLEWARE

OCEAN GLASSWARE

PULSE



LONG DRINK
1B24613
37CL (48)



DOUBLE ROCK
1B24612
35.5CL (48)



SUPER STRONG PREMIER



TOUGHENED
ON THE RIM

LONG DRINK
1S14413
38CL (72)



Ocean®

NEW

NEW ADDITIONS

TABLEWARE

OCEAN GLASSWARE

CUBA



DCO GRANDE
22H12
CL (24)



NEW

NEW ADDITIONS

TABLEWARE

OCEAN GLASSWARE

ALLURE



BORDEAUX
1032A22
62CL (24)



UNIVERSAL
1032R15
42.5CL (24)



SPARKLING
1032F08
21.5CL (24)

METROPOLITAN



500ML
PERFECT
FOR
DRAUGHT
BEER

1B21323
65.5CL (24)



1B21315
41CL (24)



REFRIDGERATION

WINE COOLER

FEATURES

- Dual zone with air cooling.
- Built in or free standing.
- Net capacity: 265L.
- 99 bottles capacity, 750ml standard Bordeaux wine.
- Frameless black glass door with standard hinge
- Grip handle.
- Black plinth ventilation.

- 8 natural stronger beech wood shelves + 1 bottom.
- LED display with touch screen control.
- White interior lighting at the liner top.
- Activated charcoal filter.
- Reversible door (180° flip-over) with visible hinge.
- Adjustable feet.
- No frost.



THREE LAYER GLASS DOOR

WINE COOLER SALVADORE - 99 BOTTLES WCS1099

SPECIFICATIONS	
CERTIFICATIONS	: CE/CB/LVD/EMC/ROHS
VOLTAGE	: 220V-240V/50HZ
REFRIGERANT	: R600A
TEMPERATURE RANGE	: 5-12°C - /12-20°C
NEW ENERGY CLASS	: CLASS G
NOISE LEVEL	: 38DB
DIMENSIONS	: 595 X 700 X 1210 MM
WEIGHT	: 82KG



REFERENCE

A

Abs Displayware	354
Abs Step Risers Display	354
Accent	427 - 428
Accessories - Combi Steam & Convection Oven	54
Accessories	315
Adjustable Dish Caddy	89
Agano	390
Airpot Brewers	74, 78
Airpot Flask	79
Aluminium Pots & Pans	240 - 243, 245 - 247
Ambient Display Cabinets	105
Ankor	145 - 147, 149
Anvil 7 - 17, 21 - 48, 61 - 65, 78, 99, 107 - 108, 122, 134, 262	
Aprons	313 - 314
Aqua	471 - 473
Aqua Polycarbonate	474
Ashtrays	272
Avenia 36, 57, 61, 77 - 78, 80, 127, 135, 158, 180, 260	

B

Back Bar Coolers	87
Bain-Maries	63
Baking Sheets	250
Baking Trays	249
Baller And Canal Knife	264
Bandsaws	128 - 129
Bar Blenders	151 - 153
Bar Equipment	267 - 271
Basic Chef Jackets - Long Sleeve	308 - 310
Basic Chef Jackets - Short Sleeve	309
Basting Brushes	288
Basting Spoons	223
Bill Spike	232
Biltong Cabinets	67
Biltong Slicers/Cutters	133
Bit On The Side	393 - 394
Blades	117
Blenders	150 - 153
Blixers	120 - 121
Board Brush	289
Boiling Tables	28 - 29
Bormioli Rocco	436 - 453
Bottle/Wine Openers & Bottle Cap Catcher	268 - 269
Bowl Cutters	119 - 120
Bravilor	70 - 75, 77
Bread Baskets	334, 358 - 359
Bread Trays	290 - 291
Brema	83 - 86
Brooms & Floor Squeegees	178
Bubble Tray & Domes	354 - 355
Buckets & Wringers	175 - 177
Buffet Accessories	322, 325, 330, 332 - 333
Buffet Serving Utensils	222
Bulk Brewers Bravilor	75
Butcher Block & Stand	265
Butcher Hooks & Skewers	264
Butcherquip	66 - 69, 128 - 130, 133, 144
Butter Bell	349

C

Cake Display Fridges	105 - 106
Cake Divider	289
Cake Servers	228
Cake Stands & Domes	338, 347, 355, 359 - 360, 365
Cam Carrier	190 - 191
Cambro	168 - 172, 183 - 206, 223, 230, 273

Camcarrier - Top Loader (Meal Delivery)	190
Camcarts - Front Loader (Meal Delivery)	190 - 191
Camduction Base & Domes	184
Camduction Charging Station	183
Camshelving	204 - 205
Camtainers	192
Camtrays	187
Can Openers	230 - 231
Capri	434
Carvery Station	349
Carving Set	264
Cast Iron Tea Pots	79
Cater Ace	222 - 227, 229 - 236, 247 - 250, 259, 263 - 271, 280 - 281, 283 - 294
Caterace Knives	259
Cereal Dispensers	331, 337, 339, 344, 353
Chafer Elements	322, 326 - 328, 342
Chafer Stacking Trolley	322
Chafing Dishes & Stands	321, 323 - 324, 27 - 329, 341, 350 - 352
Chafing Fuel	352
Chafing Fuel Burner Holder	352
Cheese Cutters	262
Chef Trousers	311 - 312
Chef's Gas Torches	282
Chicken Grillers	38
Chicken Rack	43
Chip Bagging Scoop	226
Chip Baskets	226
Chip Dumps	15
Chippers	133
Churchill	372 - 399
Citrus Juicer	288
Citrus Squeezer	231
Classic New Bone	408 - 411
Cocktail And Boston Shakers	267
Coffee Grinder	76
Coffee Jug Warmer	78
Coffee Machines	70 - 73
Coffee Pots S/Steel	336
Coffee Urns	343
Colanders	233, 357
Cold Display	330
Cold Food Bars	103 - 104
Combi Steam - Gas	42
Combi Steam Ovens	41 - 42, 50 - 53
Commercial Immersion Mixer	111
Condiment Server	229
Condiment Stand & Holders	229, 269 - 270, 340, 346
Cone Holder	232
Confectionary Funnel	345
Contrast Chef Jackets - Long Sleeve	308
Convection Ovens - Electric	39, 49
Conveyor Toasters	35
Cooker Cabinets	69
Cooking Utensils	224
Cooling Tray	289
Crates	214
Cream & Soda Chargers	294, 296
Crockery Racks	209
Croissant Cutter	283
Croissant Warmer & Globes	349
Cut Resistant Glove	261
Cutlery	429 - 435
Cutlery Holders	171
Cutlery Saver	174
Cutlery Trays	235
Cutter Sets	284
Cutting Boards	250
Cutter Sets	284
Cutting Boards	250

D

D-Cleaning Kit	116
Deck Ovens	45 - 47
Decorative Food Display Lamps	60, 490
Denim Jackets - Basic Long	310
Designer Displayware™ - Half Pan	484
Dip-A-Lait	36
Dish Caddy & Lever	189
Dish Clearing Trolley	208
Dishwasher - Tunnel	164
Dishwashers - Hood Type	162, 166
Dishwashers - Undercounter	161 - 162, 165
Disposables	316 - 317
Dome Cloches	346, 359
Donau	432
Dough Cutters & Scrapers	282 - 283
Dough Roller	149
Drain Shelves S/Steel	218
Drizzle	402
Dudson	370 - 371
Dune	401
Dunnage Racks	205

E

Efay	364 - 367
Egg Poacher	247
Egg Slicer And Wedger	262
Electro Chef	57 - 59, 350
Eloff	435
Emerge	380 - 383
English	434
Espresso Machine Accessories	76
Espresso Machines	70 - 72, 76
Evolve	395
Executive Chef Jackets - Men - Long Sleeve	308

F

Finca	371
Flasks	79
Food Blenders	150 - 151, 157
Food Dehydrator	66
Food Delivery Bags	215
Food Display Station	80
Food Processors	113 - 114
Food Warming Cabinet	62
Forge	13, 15, 18 - 20, 34
Forged Knives	253, 257
Fortis	368, 412 - 428, 433 - 435
Freezer Pan	198
French Fry Cutter	134
Fruit & Pastry Stands	338
Fruit Dispenser	337
Fryers - Electric	7 - 9, 12 - 14
Fryers - Gas	9 - 11
Fynbos	413 - 414, 488 - 490

G

Garlic Press	231
Gastronorm Food Pans S/Steel	216 - 218
Glass Rimmer	270
Glass Scraper	177
Glassware	436 - 474
Global	133, 158, 173 - 174, 207 - 214, 217 - 218, 245 - 247, 250, 278, 351 - 353, 358 - 359

REFERENCE

Grab & Go Displays	107
Graters	236
Grill Brushes	227
Grillers - Electric	18, 23
Grillers - Gas	19 - 22, 24 - 25
Grunter Knives	255 - 258, 261, 435

H

Hamilton Beach	111, 149 - 153, 155
Hand Peelers & Slicing Set	263
Hand Saw	266
Hand Utensils	264
Handheld Slicers	262
Happy Spoon	349
Heat Sealing Machines	135
Heated & Refrigerated Display Unit	97
Heated Display Units	97 - 99
Heated Food Display Station	80
Heated Meal Delivery Carts	185
Heating Lamp	333, 339
Heavy Duty - Grillers - Floor Standing	487
High Heat Drain Shelves	195
High Heat Inserts & Lids	193 - 194
Holder System	180
Holloware	348
Hot Dog Roller	16
Hot Tray	59
Hotel Service Trolley	175

I

Ice Bins	86
Ice Buckets & Stands	271 - 272, 345
Ice Caddy	189
Ice Cream Display Fridge	102
Ice Crushers	158
Ice Cuber - Gourmet Cubes	84
Ice Flaker	83
Ice Makers - Fast Ice	85
Ice Makers - Gourmet Cubes	83 - 84
Ice Shaver	158
Ice-Cream Scoops	232
Icing Spatulas & Pallet Knives	293
Icing Turntable	289
Induction Chafing Dishes	323 - 324, 328 - 329, 350
Induction Heating Plate	59
Induction Hob & Stands	326
Induction Warmers & Cookers	57 - 59
Infiniti Buffetware	341 - 349, 360 - 363
Ingredient Bins	205, 215
Insect Exterminators	180
Inserts - Melamine	367
Inserts - Porcelain	322, 325, 327, 332, 344
Inserts - S/Steel	322, 325, 329, 341
Inserts - Silicone	367
Insulated Servers	80
Isla	389
Italia Cups	422 - 423

J

Janitor Trolley	175
Jugs	79, 453, 473
Juice Dispensers	92, 331, 335, 339, 343, 353
Juice Extractors	156 - 157

K

KD Cart	486
Kintsugi	388
Kitchen Timers	296
Knife Bags	258
Knife Sharpeners	260
Knife Sterilising Cabinet	260
Knit	405
Knives	435, 251 - 259, 261

L

Ladies Housekeeping Uniform	315
Ladles	235
Larding Needle	265
Lattice Cutter Wheel & Spike Roller	292
Laundry Coats - Short Sleeve	310
Lotus (Crockery)	396
Lotus (Cutlery)	432
Lucaris	454 - 456
Luzerne	400 - 411

M

Magnetic Knife Holders	261
Manual Lift Toasters	36
Mats	269, 278 - 280
Meal Delivery Carts	184 - 185
Measuring Cups & Spoons	289
Measuring Jugs	288
Meat Ager	66
Meat Mallets	265
Meat Trays - Plastic	212 - 213
Melamine Bowls & Display Stands	364 - 365
Message Pick	229
Microwave Ovens	55 - 57
Milk Dispenser	331, 335, 344
Milk Frothing Jug	79
Milkshake Mixers	154 - 155
Millenium	430
Mincer Funnels	143
Mincer Knives & Plates	130
Mincers	130 - 132
Mini Servingware	355 - 357
Mixing & Measuring Bowls	287
Mixing Machine	132
Mobile Carts	206
Mobile Dolly	174
Mobile Drying Racks	183
Mobile Refuse Bins	173
Mobile Tray Trolley	207
Mobile Working Table	207
Modular Buffet System	331- 333
Mops	177, 179
Moulds	291 - 292, 294
Multi Juicer	157
Multi-Purpose Gripper	227
Multipurpose Tray & Storage Container	214

N

Note Holders	232
Nourish	391 - 392
Nozzles	284 - 286

O

Ocean	457 - 470
Oil And Vinegar Bottles	229, 346
Oil Filter Bags & Stand	227
Oil Jacketed Pot	31
Oil Testers	297
Olive & Cherry Pitter	228
Olive	406 - 407
Omelette & Egg Rings	231
Orbit	397
Orved	137 - 139
Oven Mitts	236
Oven Stands	40 - 41, 54
Oven Trays	43
Oyster Knives	261

P

Palace	430
Pancake And Omelette Machine	38
Panini Grill	33
Pans	239 - 240, 242 - 247
Pap Stirrers	235
Pasta Basket	226
Patty Formers/Machines	144
Pedal Bins	173
Percolator	77
Perforated Drain Shelves	199
Peugeot	475 - 478
Pie Warmers	107 - 108
Pintinox	430 - 431
Pintinox Accessories	431
Piping Bags & Rack	286
Piron Ovens	49 - 53
Pizza Cutters & Lifters	281
Pizza Display Units	103
Pizza Ovens	44
Pizza Pans & Screens	280 - 281
Pizza Scoop & Shovels	281
Placemats	480
Planetary Mixers	146 - 148
Plastic Dispensers 6 Pack	230
Plastic Display Clips	358
Plate Lowerators	62
Plate Warmers	61
Platform Push Trolley	208
Polycarbonate - Square & Lids	202
Polycarbonate Dinnerware	186 - 187
Polycarbonate Inserts	195 - 197
Polycarbonate Lids For Inserts	198 - 199
Polypropylene Inserts & Lids	200 - 201, 203
Popcorn Machines	64
Portion Servers	234
Pot Racks	210
Potato Masher & Ricer	321
Potato Peeler	122
Pots - S/Steel	238, 246
Post Kits	485
Power Mixers	111 - 112
Pre-Rinse Sprays & Hose Reel	166
Prima	418 - 421
Prima Accessories	424 - 426
Profile	395
Proofing Cabinet	40
Punch Bowl	238, 246

Q

Queen Cake Mould	294
Quiche Pan	249

R

Rack Dust Cover	172
Rack Mobile Dolly	172
Racks And Extenders	167 - 171
Raku	384 - 386
Rectangular Complete Modular	334
Rectangular Platters	353, 366, 415, 424
Rectangular Trays	366
Refrigerated Display Units	100 - 102
Refrigerators/Freezers	90 - 91
Refuse Bins	173 - 174
Rheninghaus	122 - 126
Rice Cooker	61
Rice Spoon	235
Riser Shelves	60
Ritz	431
Roasting Pans	247 - 248
Robot Cook	118
Robot Coupe	111 - 121, 156
Rolling Pins	283
Roma	431
Room Service Trolley & Hot Food Warmer	340
Round Funnels	233
Rustic Wood Range	360 - 363

S

Salad Bowls	359
Salad Dryers	232
Salamanders	47 - 48
Salt And Pepper Grinders	479
Salt And Pepper Mills	476 - 479
Salvadore	80, 87 - 92, 97 - 107
Sausage Filler Funnels	143
Sausage Fillers	141 - 142
Scales	302 - 304
Scoops	234
Scrapers	228
Scrub Brushes	178 - 179
Service And Transport Carts	188
Service Bell	232
Serving Stands	195 - 197
Serving Utensils	221 - 223
Servingware	353, 358
Shakers	230
Shears	266
Shelving Units	211
Sieves	288
Silicone Moulds	291 - 292
Silicone Spatulas	235
Sirio	430
Skimmers	227
Slicers	122 - 127
Slim Pan Inserts	367
Slush Machines	93
Smoking Cabinets	68
Snack Tray	346
Soft Ice/Frozen Yogurt Machine	94
Sola	432
Sorrento	433
Soup Kettles	80

REFERENCE

Soup Stations	327, 342, 352
Sous Vide Cookers	65
Spectra	175, 177 - 180
Spiral Dough Mixers	145
Spray Bottles	174
Spreaders	261
Spring Form & Cake Tins	289 - 290
Stand Mixer	149
Steak & Kidney Dishes	248
Steak Knives	435
Step Risers	339, 354
Stonecast	372 - 379
Storage Boxes & Lids - Polycarbonate	203
Storage Containers - Plastic	213 - 214
Store 'N Pours	270
Stoves	16 - 17
Stoves With Oven	26 - 27
Strainers	233, 267
Studio	417, 463
Studio Prints - Stone	387
S/Steel Plate Cover	187
Summit	92 - 94, 153 - 154, 157
Summit	92 - 94

T

Table Linen	318
Table Number Stands	229
Table Signs	229
T - Collection	339
Tea Pots	79, 348, 421
Tea Trolleys	208
Tea Urn	336
Teflon Sheets	250
Tempest	415 - 416
Tenderiser	144
Thermometers	297 - 301
Tiger Buffetware	321 - 340
Tilting Pan - Gas	31
Tilting Pans - Electric	30
Toast Rack	229
Toaster Cover	32
Toasters - Electric	32 - 36
Toasters - Gas	34
Tomato Slicer	134
Tongs	221 - 222, 224 - 225, 345
Tot Drainer & Measures	268
Traditional	222, 433 - 434
Trays	273 - 278, 348
Tre Spade	130 - 132, 136, 141 - 143
Treasure Stand Set	338
Trigger Bottles	174
Trolley	54, 207 - 208, 322, 340
Tuff Trays	274 - 277
Turners & Lifters	221, 223 - 224, 228
Tweezers	225

U

Under Bar Fridges	88 - 89
Undercounter - Refrigerator & Freezer	91
Urban	403 - 404
Urns	77, 343
Utensil Holders & Tote	235
Utility Coats - Short Sleeve	310

V

Vacuum Cleaner	175
----------------	-----

Vacuum Flask	79
Vacuum Pack Machines	136 - 140
Vegetable Cutter & Blades	121
Vegetable Mill	134
Vegetable Preparation Machines	114 - 116
Vertical Bun Toaster	35
Victorinox Knives	251 - 254, 435

W

Waffle Baker	37
Waiters Friends	268
Wall Mounted Holder System	180
Wall Shelving	209
Wet Floor Sign	177
Whips	295 - 296
Whisks	293 - 294
White Accessories	397 - 399
Windsor	432
Wine Cooler	92
Wire Lockers	212
Wooden Serving Boards	363
Wooden Spoons	235
Work Tables	210
Wrapping Machines	134

X

X Squared	396
-----------	-----

SERVICE CENTRE AND WAREHOUSE

Our skilled technicians and efficient operational team are always on hand to offer world class service.



JOHANNESBURG AND CAPE TOWN SHOWROOMS

Make an appointment to visit us in either our Johannesburg or Cape Town showroom.

JOHANNESBURG



CAPE TOWN



BRAND WARRANTIES



ALUMINIUM COOKWARE



SUMMIT MILKSHAKE AND FROZEN YOGURT MACHINE



MINCERS



FURY AND ECLIPSE BLENDERS



S/STEEL COOKWARE



EXCLUDING RSE3015





www.bce.co.za

JOHANNESBURG

195 Robert Street, Robertville, Roodepoort
Tel: +27 10 001 0300 | Toll Free: 0800 332 537

CAPE TOWN

Butt skop Road, Blackheath, Cape Town
Tel: +27 21 905 2881

DURBAN

1 Crassula Road, Unit 5, Cornerstone Business Park, Cornubia, eThekweni
Tel: +27 79 526 0934

All rights reserved. Product information is subject to change.
© 2023 by BCE Foodservice Equipment

DISCLAIMER

The products may differ slightly from the pictures shown in this buyers guide. Outputs and capacities given are generally the maximum possible and these figures do vary according to circumstances. They are based on measurements supplied by the manufacturer, or recorded here. Every effort has been made to include as much needed information as possible and to present it in an easy-to-read, unambiguous and consistent manner.